

DAILY REPORT



For more information, email trading_sales@tsx.com

February 7, 2025

Indices	February 7 Close	Previous Close	Change	% Change
S&P/TSX Composite Index	25,442.91	25,534.49		-0.36 %
S&P/TSX 60 Index	1,529.39	1,536.07		-0.43 %
S&P/TSX Venture Composite	639.28	639.51		-0.04 %
S&P/TSX Completion Index	1,514.16	1,514.67		-0.03 %
S&P/TSX Smallcap Index	824.12	824.26		-0.02 %

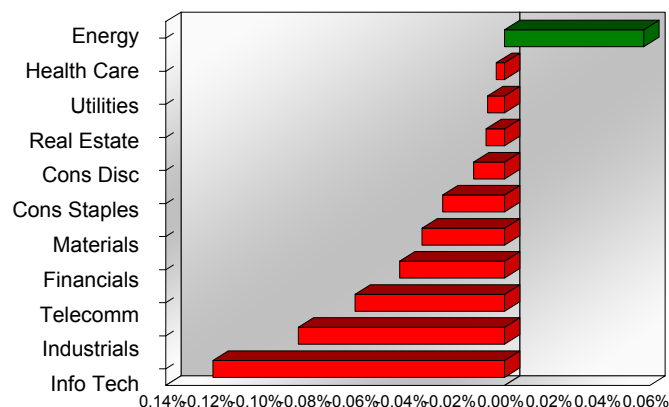
S&P/TSX Composite Index		
Advancers	Decliners	Unchanged
96	120	5

S&P/TSX Composite Index			
Top 10 Index Contributors		Top 10 Index Detractors	
Constituent	Index Contribution	Constituent	Index Contribution
ARX	5.47	SHOP	-19.34
CCO	5.04	BCE	-12.52
POW	4.22	CP	-11.68
TOU	3.36	CNR	-10.68
CM	3.20	BN	-9.77
SU	3.11	CNQ	-7.77
FM	2.64	OTEX	-4.38
IFC	2.12	RY	-4.37
BBD.B	2.08	CLS	-4.32
WCN	1.91	AEM	-3.99

S&P/TSX Composite Index			
Top 10 Advancers		Top 10 Decliners	
Constituent	Return	Constituent	Return
ARX	5.07%	BCE	-6.17%
OGC	4.92%	OTEX	-5.89%
BBD.B	4.12%	TLRY	-5.26%
LSPD	3.99%	NG	-4.63%
HBM	3.97%	IFP	-3.67%
TVK	3.53%	AG	-3.49%
CS	3.00%	KXS	-3.30%
AAV	2.88%	JWEL	-3.11%
FM	2.79%	CLS	-2.85%
DPM	2.54%	FVI	-2.76%

S&P/TSX Composite Index				
Sector	# of Index Constituents	Weight	Market Cap (\$B)	Index Contribution
Energy	43	16.79 %	\$609.79	14.68
Health Care	4	0.27 %	\$9.85	-0.87
Utilities	15	3.69 %	\$134.06	-1.80
Real Estate	20	1.88 %	\$68.38	-1.96
Consumer Discretionary	11	3.18 %	\$115.64	-3.26
Consumer Staples	10	3.67 %	\$133.49	-6.54
Materials	50	12.55 %	\$455.82	-8.71
Financials	25	32.36 %	\$1,175.54	-11.08
Communication Services	5	2.24 %	\$81.26	-15.80
Industrials	28	12.51 %	\$454.28	-21.76
Information Technology	10	10.86 %	\$394.41	-30.79
S&P/TSX Composite Index	221	100.00 %	\$3,632.51	-87.90

S&P/TSX Composite Index - Sectors Returns



This report is published by TSX Inc. TSX Inc. does not guarantee either the completeness or the accuracy of this information. The information contained in this report is provided for informational purposes only and you agree not to rely upon the information contained in this report for any trading, business or financial purpose. These sheets are printed in Canada and issued by TSX Inc. under the express condition, to which everyone receiving or making use thereof assents, that no liability shall be incurred by TSX Inc. or its affiliated companies or any other vendor or donor, including, without limitation, for reliance on or for any errors or inaccuracies in this report. Neither TMX Group Limited, TSX Inc., nor any of their affiliated companies, guarantees the completeness of the information contained in this document and are not responsible for any errors or omission in or your use of, or reliance on, the information. This publication is under copyright. © 2016 TSX Inc. All rights reserved. Do not copy, distribute, sell or modify this publication without the prior written consent of TSX Inc. <http://www.tsx.com/trading>

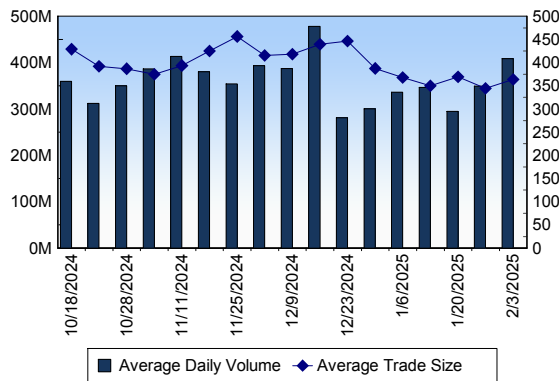
TSX

Daily Volume	386,990,281
Daily Value	\$12,217,800,444
Daily Trades	980,652
Daily Symbols Traded	2,149

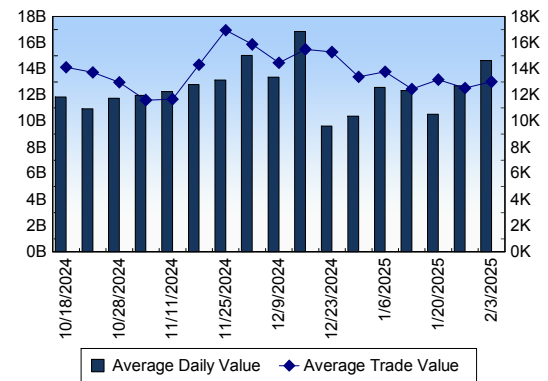
TSX ANONYMOUS TRADING

Daily Volume	194,800,121
Daily Value	\$6,696,973,304
Average Trade Size	370
% TSX Volume	50.34 %

TSX Volume



TSX Value (in Canadian Dollars)



Top 20 TSX Symbols by Volume

Symbol	TSX Volume	TSX Value
ENB	15,895,349	\$1,007,743,809
CTS	14,224,229	\$76,988,440
MFC	11,225,383	\$483,289,390
SU	10,523,573	\$582,655,605
BCE	9,499,711	\$304,123,013
GLO	9,244,730	\$4,368,704
XLY	6,798,433	\$370,980
T	5,899,446	\$121,570,273
WEED	5,478,203	\$16,790,491
CNQ	5,168,290	\$225,214,293
BB	4,903,308	\$36,622,901
TD	4,714,113	\$389,911,567
ABX	3,973,693	\$97,178,873
ATH	3,926,376	\$19,282,691
K	3,780,146	\$64,198,767
NGD	3,672,000	\$15,832,840
BITF	3,645,543	\$7,581,052
CVE	3,632,193	\$76,995,439
CS	3,549,676	\$30,637,516
ARX	3,505,571	\$90,969,084

Top 20 TSX Symbols by Value

Symbol	TSX Volume	TSX Value
ENB	15,895,349	\$1,007,743,809
SU	10,523,573	\$582,655,605
RY	2,922,079	\$497,697,857
MFC	11,225,383	\$483,289,390
TD	4,714,113	\$389,911,567
BCE	9,499,711	\$304,123,013
BNS	3,326,852	\$241,837,117
BMO	1,667,753	\$236,674,293
SHOP	1,342,027	\$225,584,926
CNQ	5,168,290	\$225,214,293
TRP	3,336,841	\$223,356,263
SLF	2,310,214	\$195,245,458
CP	1,624,843	\$179,379,650
CLS	938,202	\$178,851,471
FFH	85,525	\$172,099,932
CNR	1,103,601	\$160,437,676
GWO	2,969,010	\$153,408,396
CM	1,706,538	\$151,304,678
NA	1,166,298	\$146,168,513
CSU	25,262	\$123,589,760

ETF Trading

Daily Volume	44,739,251	Average Trade Value	\$13,924
Daily Value	\$1,235,759,816	Average Trade Size	504
# Trades	88,751	# of ETFs Traded	1,089

Top 10 ETFs by TSX Volume

Symbol	Market Volume	Market Value
HND	2,524,718	\$21,726,624
XIU	2,317,960	\$89,867,630
DLR	2,014,271	\$29,281,101
ZEB	1,936,053	\$81,071,537
QQD	1,760,706	\$17,313,703
XEG	1,588,031	\$27,438,410
QQU	1,167,691	\$28,937,776
SPXD	979,002	\$14,552,236
DLR.U	939,341	\$9,554,212
CFLX	831,400	\$14,142,124

Top 10 ETFs by TSX Value

Symbol	Market Volume	Market Value
XIU	2,317,960	\$89,867,630
ZEB	1,936,053	\$81,071,537
VFV	390,445	\$59,876,721
ZSP	467,787	\$44,270,364
HXT	466,918	\$31,192,111
DLR	2,014,271	\$29,281,101
QQU	1,167,691	\$28,937,776
XSP	454,719	\$28,510,155
XEG	1,588,031	\$27,438,410
NVDA	797,640	\$23,930,663

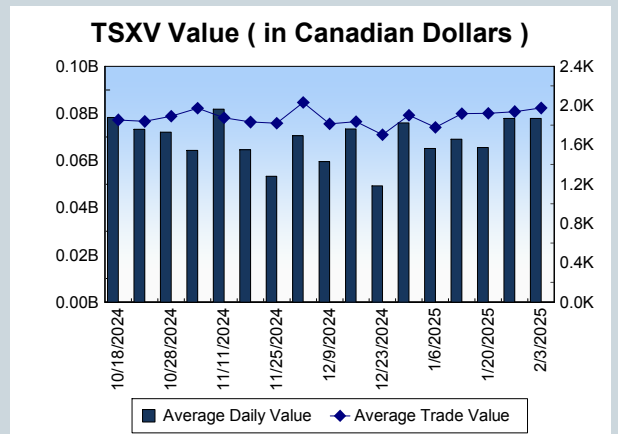
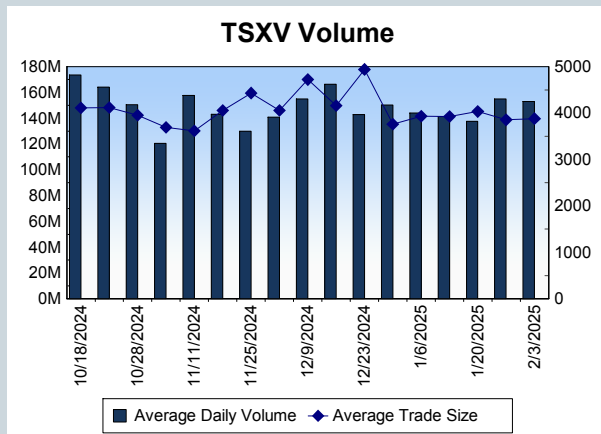
Block Trades	Non Block Trades
1,416	979,236

Top 5 Block Trade Brokers by Volume	
Broker	TSX Block Volume
BMO NESBITT BURNS INC.	40,726,000
GOLDMAN SACHS CANADA I	20,655,500
TD SECURITIES INC.	18,943,100
MORGAN STANLEY CANADA	17,275,300
RBC CAPITAL MARKETS	14,537,500

Top 5 Block Trade Symbols by Volume	
Symbol	TSX Block Volume
ENB	13,577,600
MFC	9,493,700
SU	8,687,800
CTS	8,668,300
TD	2,473,900

TSXV	
Daily Volume	148,908,809
Daily Value	\$76,209,447
Daily Trades	38,727
Daily Symbols Traded	1,042

TSXV ANONYMOUS TRADING	
Daily Volume	77,200,247
Daily Value	\$46,780,757
Average Trade Size	3,908
% TSXV Volume	51.84%



Top 20 TSXV Symbols by Volume		
Symbol	TSXV Volume	TSXV Value
LUCA	7,954,019	\$7,961,634
OMI	2,572,020	\$556,324
AGAG	2,318,000	\$595,911
SXL	1,883,000	\$37,710
CHS	1,867,000	\$18,670
FTZ	1,778,020	\$270,243
DOS	1,595,500	\$23,943
HIVE	1,588,620	\$6,594,771
OMG	1,307,194	\$574,008
CCE	1,291,709	\$104,716
SGU	1,202,983	\$65,034
NDA	1,182,211	\$2,387,103
JHC	1,149,043	\$5,770
TUK	1,138,577	\$167,906
IPT	1,130,700	\$232,813
SNM	1,119,579	\$179,145
THRM	1,118,092	\$39,284
OMM	1,108,144	\$46,470
SSE	997,000	\$4,985
HPQ	987,486	\$235,554

Top 20 TSXV Symbols by Value		
Symbol	TSXV Volume	TSXV Value
LUCA	7,954,019	\$7,961,634
TOI	50,801	\$7,156,628
HIVE	1,588,620	\$6,594,771
NDA	1,182,211	\$2,387,103
ARTG	115,386	\$1,942,238
LMN	48,877	\$1,907,514
ATX	854,317	\$1,837,741
NFG	739,083	\$1,799,223
PNPN	762,465	\$1,333,277
ZDC	323,327	\$1,095,264
EMO	595,916	\$1,024,173
GOT	389,824	\$929,442
HAN	723,543	\$819,281
PNG	298,015	\$778,733
PTK	109,730	\$736,196
ABRA	236,224	\$724,876
RIO	798,949	\$635,601
AGAG	2,318,000	\$595,911
QNC	872,180	\$587,692
HSTR	637,774	\$587,008

Dark TSX/TSXV Trading			
Volume	30,846,290	Daily Trades	129,340
Value	1,042,234,821	Daily Symbols Traded	1,481