

DAILY REPORT



For more information, email trading_sales@tsx.com

July 4, 2023

Indices	July 4 Close	Previous Close	Change	% Change
S&P/TSX Composite Index	20,204.87	20,155.29		0.25 %
S&P/TSX 60 Index	1,216.71	1,214.50		0.18 %
S&P/TSX Venture Composite	626.59	621.33		0.85 %
S&P/TSX Completion Index	1,193.26	1,187.05		0.52 %
S&P/TSX Smallcap Index	685.00	676.84		1.21 %

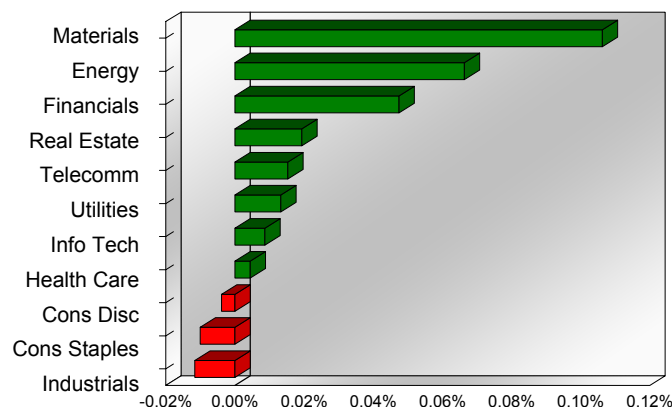
S&P/TSX Composite Index		
Advancers	Decliners	Unchanged
148	76	5

S&P/TSX Composite Index			
Top 10 Index Contributors		Top 10 Index Detractors	
Constituent	Index Contribution	Constituent	Index Contribution
TD	15.95	BNS	-8.07
SHOP	5.82	BN	-4.82
CP	5.50	WCN	-4.40
SU	4.63	IFC	-2.43
WPM	4.36	TRI	-2.30
FM	3.71	CCO	-1.90
NTR	3.58	GIB.A	-1.79
CVE	3.40	QSR	-1.62
BMO	2.05	DSG	-1.55
RY	1.94	DOL	-1.32

S&P/TSX Composite Index			
Top 10 Advancers		Top 10 Decliners	
Constituent	Return	Constituent	Return
TLRY	11.22%	SDE z	-100.00%
EQX	7.25%	ZZZ	-3.24%
DPM	6.51%	DSG	-2.53%
INE	5.19%	TCL.A	-2.39%
IPCO	3.69%	BBD.B	-2.31%
SEA	3.44%	BB	-2.18%
TCN	3.25%	ASTL	-1.92%
FR	3.20%	PLC	-1.77%
IVN	3.14%	CCO	-1.54%
SIL	3.09%	BNS	-1.48%

S&P/TSX Composite Index				
Sector	# of Index Constituents	Weight	Market Cap (\$B)	Index Contribution
Materials	50	11.75 %	\$339.51	21.41
Energy	41	16.67 %	\$481.41	13.37
Financials	29	30.62 %	\$884.59	9.57
Real Estate	21	2.41 %	\$69.61	3.90
Communication Services	5	4.20 %	\$121.43	3.09
Utilities	16	4.46 %	\$128.92	2.67
Information Technology	11	7.84 %	\$226.60	1.74
Health Care	4	0.26 %	\$7.57	0.88
Consumer Discretionary	15	3.92 %	\$113.09	-0.79
Consumer Staples	11	4.19 %	\$121.12	-2.03
Industrials	26	13.66 %	\$394.62	-2.34
S&P/TSX Composite Index	229	100.00 %	\$2,888.46	51.48

S&P/TSX Composite Index - Sectors Returns



This report is published by TSX Inc. TSX Inc. does not guarantee either the completeness or the accuracy of this information. The information contained in this report is provided for informational purposes only and you agree not to rely upon the information contained in this report for any trading, business or financial purpose. These sheets are printed in Canada and issued by TSX Inc. under the express condition, to which everyone receiving or making use thereof assents, that no liability shall be incurred by TSX Inc. or its affiliated companies or any other vendor or donor, including, without limitation, for reliance on or for any errors or inaccuracies in this report. Neither TMX Group Limited, TSX Inc., nor any of their affiliated companies, guarantees the completeness of the information contained in this document and are not responsible for any errors or omission in or your use of, or reliance on, the information. This publication is under copyright. © 2016 TSX Inc. All rights reserved. Do not copy, distribute, sell or modify this publication without the prior written consent of TSX Inc. <http://www.tsx.com/trading>

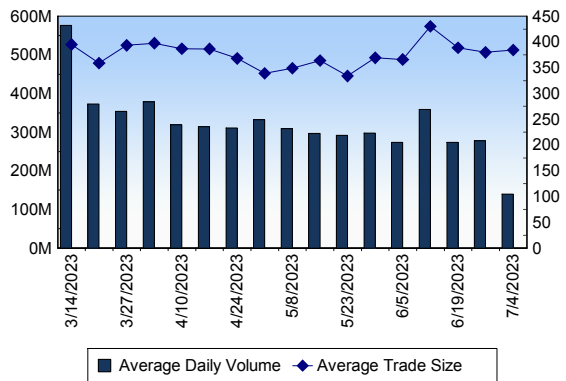
TSX

Daily Volume	139,531,392
Daily Value	\$3,587,926,769
Daily Trades	363,067
Daily Symbols Traded	1,970

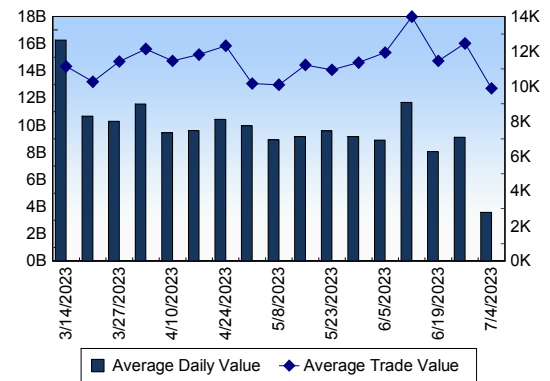
TSX ANONYMOUS TRADING

Daily Volume	51,661,407
Daily Value	\$1,460,047,682
Average Trade Size	336
% TSX Volume	37.02 %

TSX Volume



TSX Value (in Canadian Dollars)



Top 20 TSX Symbols by Volume

Symbol	TSX Volume	TSX Value
TD	8,290,334	\$689,978,591
WEED	8,240,924	\$5,956,146
CNQ	3,543,518	\$264,044,349
HUT	3,316,280	\$15,973,746
BITF	3,286,700	\$7,184,614
TRP	3,233,343	\$172,674,209
BTE	1,968,217	\$8,572,607
VNP	1,850,654	\$6,487,433
RY	1,749,031	\$221,669,034
SU	1,597,638	\$62,833,632
ATH	1,475,601	\$4,305,347
BNS	1,278,531	\$83,436,545
POW	1,276,739	\$45,831,316
BB	1,210,100	\$8,670,126
AR	1,165,690	\$631,046
DN	1,106,661	\$66,668
CVE	1,078,565	\$24,695,977
CPG	1,039,928	\$9,403,081
K	976,705	\$6,213,799
ITE	971,990	\$209,052

Top 20 TSX Symbols by Value

Symbol	TSX Volume	TSX Value
TD	8,290,334	\$689,978,591
CNQ	3,543,518	\$264,044,349
RY	1,749,031	\$221,669,034
TRP	3,233,343	\$172,674,209
BNS	1,278,531	\$83,436,545
CNR	424,844	\$68,227,299
SU	1,597,638	\$62,833,632
SHOP	627,111	\$54,093,223
NA	513,998	\$50,810,341
BMO	412,461	\$49,528,771
CM	840,752	\$47,583,907
POW	1,276,739	\$45,831,316
ENB	806,092	\$39,676,170
CP	316,857	\$34,138,583
AEM	512,054	\$33,775,048
TRI	186,201	\$32,871,392
ATD	436,839	\$29,646,171
FM	857,615	\$27,543,472
BCE	440,912	\$26,623,510
CVE	1,078,565	\$24,695,977

ETF Trading

Daily Volume	11,638,648	Average Trade Value	\$8,169
Daily Value	\$270,994,996	Average Trade Size	351
# Trades	33,175	# of ETFs Traded	794

Top 10 ETFs by TSX Volume

Symbol	Market Volume	Market Value
HNU	717,630	\$11,468,135
HOU	607,366	\$6,775,917
DLR.U	526,769	\$5,365,941
XIU	508,229	\$15,652,774
XEG	477,265	\$6,988,206
HOD	347,522	\$3,929,934
CASH	311,918	\$15,606,690
DLR	291,238	\$3,923,343
XIC	243,357	\$7,811,838
XGD	225,109	\$3,957,207

Top 10 ETFs by TSX Value

Symbol	Market Volume	Market Value
XIU	508,229	\$15,652,774
CASH	311,918	\$15,606,690
HSVA	146,141	\$15,565,414
HNU	717,630	\$11,468,135
XIC	243,357	\$7,811,838
VFV	68,523	\$7,157,427
XEG	477,265	\$6,988,206
HOU	607,366	\$6,775,917
XSP	120,358	\$5,660,224
ZEB	161,937	\$5,458,797

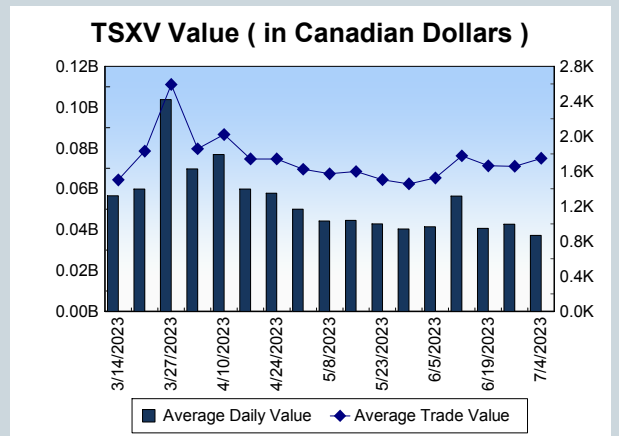
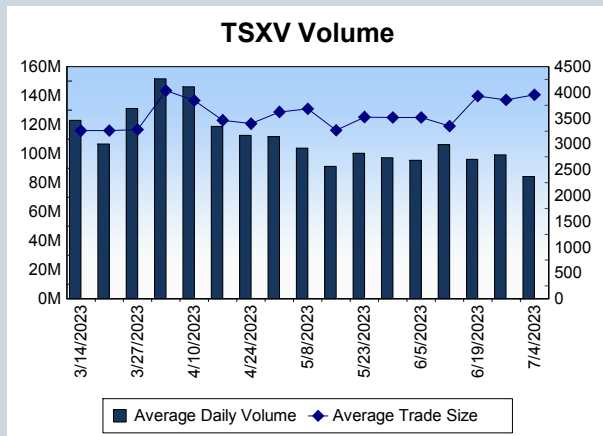
Block Trades	Non Block Trades
273	362,794

Top 5 Block Trade Brokers by Volume	
Broker	TSX Block Volume
RBC CAPITAL MARKETS	4,967,400
BMO NESBITT BURNS INC.	4,413,000
QUESTRADE INC.	4,333,300
GOLDMAN SACHS CANADA I	3,398,100
NATIONAL BANK FINANCIAL	2,875,800

Top 5 Block Trade Symbols by Volume	
Symbol	TSX Block Volume
TD	6,236,900
CNQ	2,953,500
TRP	2,638,000
VNP	1,519,900
RY	1,185,700

TSXV	
Daily Volume	84,106,066
Daily Value	\$37,216,621
Daily Trades	21,276
Daily Symbols Traded	1,083

TSXV ANONYMOUS TRADING	
Daily Volume	42,271,375
Daily Value	\$18,130,138
Average Trade Size	4,456
% TSXV Volume	50.26%



Top 20 TSXV Symbols by Volume		
Symbol	TSXV Volume	TSXV Value
KIP	2,179,262	\$616,111
LCX	2,168,835	\$867,564
FUU	1,845,320	\$666,864
CHS	1,522,500	\$47,908
TMRR	1,428,000	\$35,800
SOP.H	1,183,871	\$35,341
ABR	1,148,215	\$3,817,795
TMC	1,102,990	\$418,979
FMC	1,085,985	\$68,230
AL	1,021,000	\$27,655
VO	1,003,856	\$56,229
MAS.RT	1,000,000	\$5,000
BSK	951,517	\$73,362
NILI	895,039	\$460,656
TRU	884,760	\$30,197
PNN	740,000	\$3,700
KLM	703,000	\$3,515
MRS	686,931	\$23,923
THX	673,550	\$215,306
CMB	668,869	\$87,438

Top 20 TSXV Symbols by Value		
Symbol	TSXV Volume	TSXV Value
ABR	1,148,215	\$3,817,795
HIVE	465,201	\$3,005,297
NGEX	299,310	\$2,153,203
TOI	12,610	\$1,369,127
PMET	85,115	\$1,347,874
LCX	2,168,835	\$867,564
CNL	121,046	\$725,846
FUU	1,845,320	\$666,864
ALV	58,272	\$620,633
KIP	2,179,262	\$616,111
ARTG	112,759	\$525,740
SLMN	447,866	\$464,792
NILI	895,039	\$460,656
PTK	74,966	\$447,491
LMN	23,157	\$423,219
TMC	1,102,990	\$418,979
LI	154,741	\$415,681
CRE	226,151	\$401,820
ETL	168,401	\$401,115
NFG	56,248	\$372,390

Dark TSX/TSXV Trading			
Volume	7,906,660	Daily Trades	38,445
Value	227,311,000	Daily Symbols Traded	1,168