

DAILY REPORT



For more information, email trading_sales@tsx.com

January 5, 2022

Indices	January 5 Close	Previous Close	Change	% Change
S&P/TSX Composite Index	21,039.66			%
S&P/TSX 60 Index	1,277.75			%
S&P/TSX Venture Composite	924.43			%
S&P/TSX Completion Index	1,201.56			%
S&P/TSX Smallcap Index	765.95			%

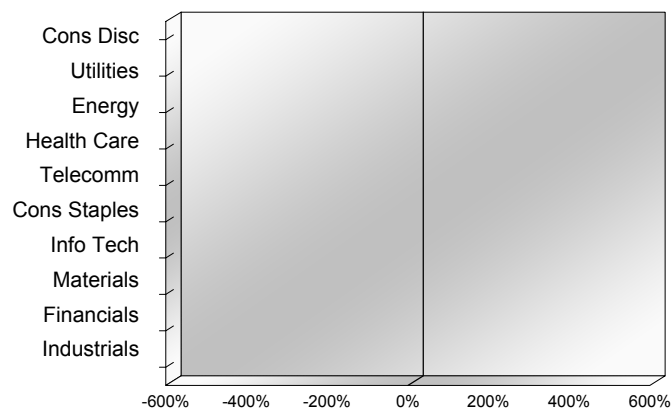
S&P/TSX Composite Index		
Advancers	Decliners	Unchanged
0	0	0

S&P/TSX Composite Index			
Top 10 Index Contributors		Top 10 Index Detractors	
Constituent	Index Contribution	Constituent	Index Contribution

S&P/TSX Composite Index			
Top 10 Advancers		Top 10 Decliners	
Constituent	Return	Constituent	Return
	%		%

S&P/TSX Composite Index				
Sector	# of Index Constituents	Weight	Market Cap (\$B)	Index Contribution
Consumer Discretionary	14	%	\$112.64	
Utilities	16	%	\$137.83	
Energy	32	%	\$418.76	
Health Care	8	%	\$23.33	
Communication Services	7	%	\$146.83	
Consumer Staples	11	%	\$112.38	
Information Technology	16	%	\$297.93	
Materials	55	%	\$348.42	
Financials	28	%	\$1,010.00	
Industrials	30	%	\$366.69	
S&P/TSX Composite Index	217	%	\$2,974.81	

S&P/TSX Composite Index - Sectors Returns



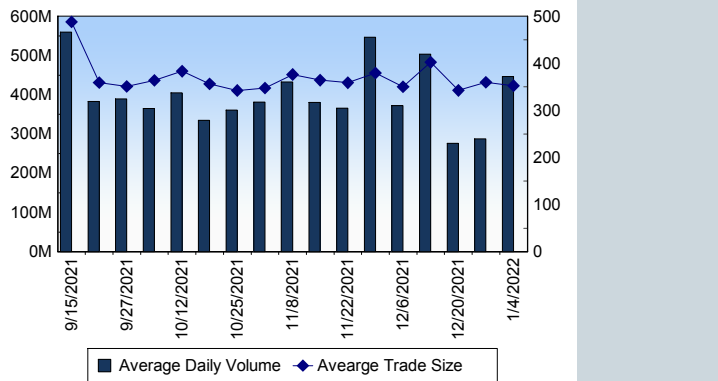
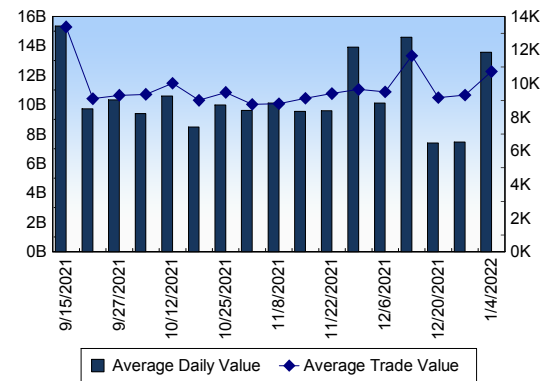
This report is published by TSX Inc. TSX Inc. does not guarantee either the completeness or the accuracy of this information. The information contained in this report is provided for informational purposes only and you agree not to rely upon the information contained in this report for any trading, business or financial purpose. These sheets are printed in Canada and issued by TSX Inc. under the express condition, to which everyone receiving or making use thereof assents, that no liability shall be incurred by TSX Inc. or its affiliated companies or any other vendor or donor, including, without limitation, for reliance on or for any errors or inaccuracies in this report. Neither TMX Group Limited, TSX Inc., nor any of their affiliated companies, guarantees the completeness of the information contained in this document and are not responsible for any errors or omission in or your use of, or reliance on, the information. This publication is under copyright. © 2016 TSX Inc. All rights reserved. Do not copy, distribute, sell or modify this publication without the prior written consent of TSX Inc. <http://www.tsx.com/trading>

TSX

Daily Volume	485,262,640
Daily Value	\$13,520,280,534
Daily Trades	1,295,108
Daily Symbols Traded	2,153

TSX ANONYMOUS TRADING

Daily Volume	205,888,882
Daily Value	\$5,388,887,727
Average Trade Size	321
% TSX Volume	42.43 %

TSX Volume**TSX Value (in Canadian Dollars)****Top 20 TSX Symbols by Volume**

Symbol	TSX Volume	TSX Value
TD	15,726,727	\$1,573,299,333
CPG	13,380,770	\$102,224,824
SU	11,829,208	\$398,169,603
DML	9,529,317	\$19,793,804
ENB	9,416,837	\$473,069,579
BTE	9,381,408	\$38,676,880
CVE	9,145,595	\$153,069,311
TRP	7,190,331	\$431,343,936
CNQ	7,133,402	\$395,053,317
BBD.B	6,836,533	\$11,801,343
U.UN	6,715,755	\$99,355,732
BNS	6,364,105	\$575,684,557
MFC	6,192,239	\$154,623,365
YRI	6,013,851	\$31,022,178
OREA	5,527,575	\$678,858
K	4,910,053	\$35,617,933
NXE	4,836,808	\$31,586,904
ATH	4,793,221	\$5,897,196
BTCC.B	4,374,786	\$37,216,269
FCU	4,332,615	\$4,161,119

Top 20 TSX Symbols by Value

Symbol	TSX Volume	TSX Value
TD	15,726,727	\$1,573,299,333
BNS	6,364,105	\$575,684,557
RY	4,038,488	\$558,746,659
ENB	9,416,837	\$473,069,579
TRP	7,190,331	\$431,343,936
CM	2,823,736	\$426,832,788
SU	11,829,208	\$398,169,603
CNQ	7,133,402	\$395,053,317
SHOP	253,064	\$384,563,110
BMO	2,048,197	\$287,708,062
NA	2,310,757	\$227,749,617
CP	1,919,520	\$179,936,333
CNR	1,083,673	\$166,549,358
NTR	1,810,998	\$164,178,096
MFC	6,192,239	\$154,623,365
CVE	9,145,595	\$153,069,311
BCE	2,300,488	\$152,013,653
XIU	3,910,735	\$127,178,103
AEM	1,711,870	\$114,755,430
BAM.A	1,528,430	\$114,576,823

ETF Trading

Daily Volume	45,446,425	Average Trade Value	\$9,801
Daily Value	\$1,044,502,495	Average Trade Size	426
# Trades	106,570	# of ETFs Traded	874

Top 10 ETFs by TSX Volume

Symbol	Market Volume	Market Value
BTCC.B	4,374,786	\$37,216,269
XIU	3,910,735	\$127,178,103
HNU	2,283,964	\$19,832,714
ZEA	2,128,092	\$46,051,805
XEG	1,804,427	\$20,139,761
ETHX.B	1,275,538	\$21,991,467
BTCC	1,149,375	\$10,525,334
BTCC.U	1,121,741	\$9,443,069
HND	1,093,136	\$29,781,138
HXT	981,070	\$49,938,594

Top 10 ETFs by TSX Value

Symbol	Market Volume	Market Value
XIU	3,910,735	\$127,178,103
ZSP	879,051	\$58,232,657
HXT	981,070	\$49,938,594
ZEA	2,128,092	\$46,051,805
BTCC.B	4,374,786	\$37,216,269
HND	1,093,136	\$29,781,138
XIC	840,864	\$28,381,179
VFV	252,024	\$27,068,573
ZEB	605,679	\$24,263,301
XSP	434,687	\$22,136,916

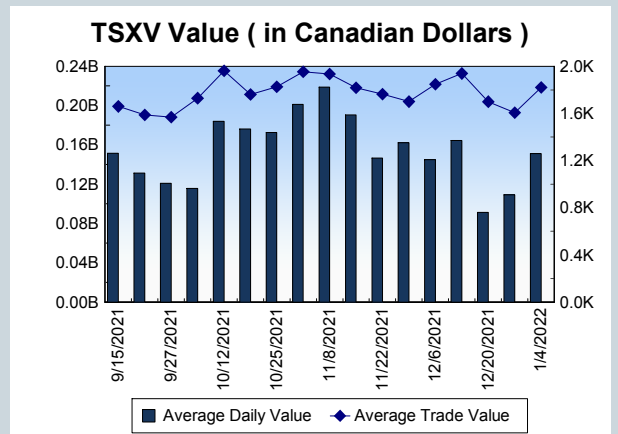
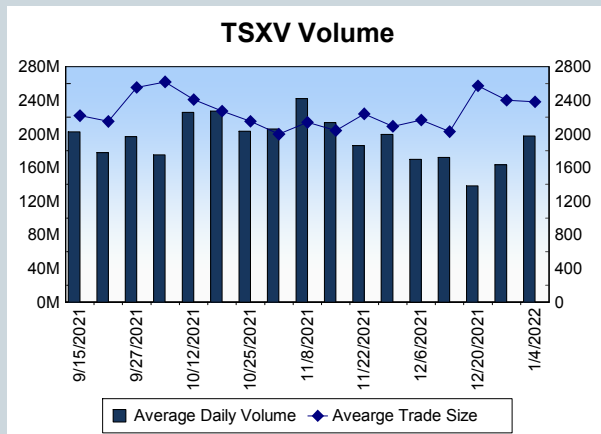
Block Trades	Non Block Trades
1,235	1,293,873

Top 5 Block Trade Brokers by Volume	
Broker	TSX Block Volume
BMO NESBITT BURNS INC.	26,625,700
RBC CAPITAL MARKETS	24,189,500
SOCIETE GENERALE CAPITA	19,071,200
TD SECURITIES INC.	18,403,900
MORGAN STANLEY CANADA	17,224,800

Top 5 Block Trade Symbols by Volume	
Symbol	TSX Block Volume
TD	12,276,500
SU	5,463,100
ENB	5,124,800
TRP	5,048,700
U.UN	4,693,000

TSXV	
Daily Volume	211,791,747
Daily Value	\$155,472,524
Daily Trades	82,352
Daily Symbols Traded	1,320

TSXV ANONYMOUS TRADING	
Daily Volume	107,753,832
Daily Value	\$74,793,725
Average Trade Size	2,931
% TSXV Volume	50.88%



Top 20 TSXV Symbols by Volume		
Symbol	TSXV Volume	TSXV Value
PRO	8,621,000	\$345,488
NUG	4,393,670	\$153,783
MAI	4,277,555	\$2,254,533
CMC	3,853,197	\$849,457
CPL	3,056,682	\$466,638
CSTR	3,041,172	\$357,441
GXU	2,918,068	\$1,256,124
HIVE	2,859,741	\$9,318,950
AL	2,580,698	\$232,765
AN	2,532,562	\$1,338,348
AAZ	2,476,350	\$199,355
PTU	2,450,966	\$247,493
FMC	2,143,490	\$505,479
NSP	1,973,659	\$59,189
RHT	1,898,709	\$2,268,002
AEC	1,823,996	\$214,727
LOT	1,794,000	\$128,220
JOR	1,723,230	\$100,514
TCA	1,676,100	\$670,390
SOIL.WT	1,534,000	\$76,700

Top 20 TSXV Symbols by Value		
Symbol	TSXV Volume	TSXV Value
GBR	465,299	\$13,359,949
BITF	1,515,822	\$9,335,890
HIVE	2,859,741	\$9,318,950
RUP	1,013,424	\$5,674,669
CNL	1,286,925	\$3,860,838
TOI	27,173	\$2,847,572
SLI	247,937	\$2,811,076
NFG	281,715	\$2,537,257
NLC	393,873	\$2,512,637
URC	444,833	\$2,408,418
RHT	1,898,709	\$2,268,002
MAI	4,277,555	\$2,254,533
SVA	1,019,994	\$1,998,703
ML	409,455	\$1,929,955
GMG	339,976	\$1,896,356
ISO	407,776	\$1,736,555
ZEN	352,681	\$1,684,205
EU	856,240	\$1,618,294
LI	360,890	\$1,550,334
RECO	254,564	\$1,546,711

Dark TSX/TSXV Trading			
Volume	20,736,000	Daily Trades	83,150
Value	705,059,303	Daily Symbols Traded	1,477