



September 23, 2021

For more information, email trading_sales@tsx.com
 Visit our blog at <http://exchange.tmx.com/>

Indices	September 23 Close	Previous Close	Change	% Change
S&P/TSX Composite Index	20,461.93			%
S&P/TSX 60 Index	1,224.77			%
S&P/TSX Venture Composite	881.98			%
S&P/TSX Completion Index	1,232.73			%
S&P/TSX Smallcap Index	761.37			%

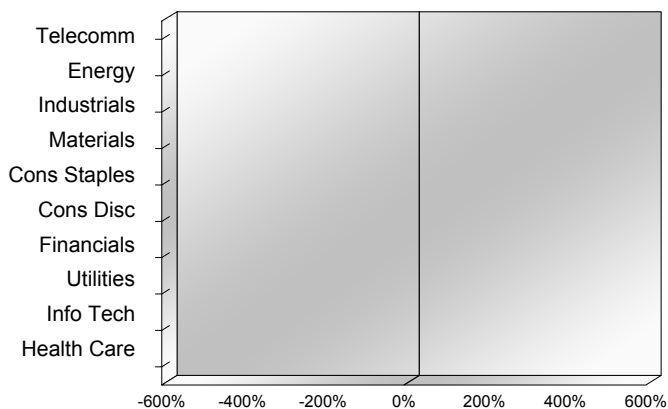
S&P/TSX Composite Index		
Advancers	Decliners	Unchanged
0	0	0

S&P/TSX Composite Index			
Top 10 Index Contributors		Top 10 Index Detractors	
Constituent	Index Contribution	Constituent	Index Contribution

S&P/TSX Composite Index			
Top 10 Advancers		Top 10 Decliners	
Constituent	Return	Constituent	Return
	%		%

S&P/TSX Composite Index				
Sector	# of Index Constituents	Weight	Market Cap (\$B)	Index Contribution
Communication Services	7	%	\$143.86	
Energy	23	%	\$370.91	
Industrials	30	%	\$337.38	
Materials	55	%	\$327.22	
Consumer Staples	13	%	\$106.90	
Consumer Discretionary	13	%	\$108.78	
Financials	28	%	\$932.56	
Utilities	16	%	\$136.47	
Information Technology	15	%	\$360.30	
Health Care	9	%	\$30.85	
S&P/TSX Composite Index	209	%	\$2,855.23	

S&P/TSX Composite Index - Sectors Returns



This report is published by TSX Inc. TSX Inc. does not guarantee either the completeness or the accuracy of this information. The information contained in this report is provided for informational purposes only and you agree not to rely upon the information contained in this report for any trading, business or financial purpose. These sheets are printed in Canada and issued by TSX Inc. under the express condition, to which everyone receiving or making use thereof assents, that no liability shall be incurred by TSX Inc. or its affiliated companies or any other vendor or donor, including, without limitation, for reliance on or for any errors or inaccuracies in this report. Neither TMX Group Limited, TSX Inc., nor any of their affiliated companies, guarantees the completeness of the information contained in this document and are not responsible for any errors or omission in or your use of, or reliance on, the information. This publication is under copyright. © 2015 TSX Inc. All rights reserved. Do not copy, distribute, sell or modify this publication without the prior written consent of TSX Inc. www.tmx.com/trading

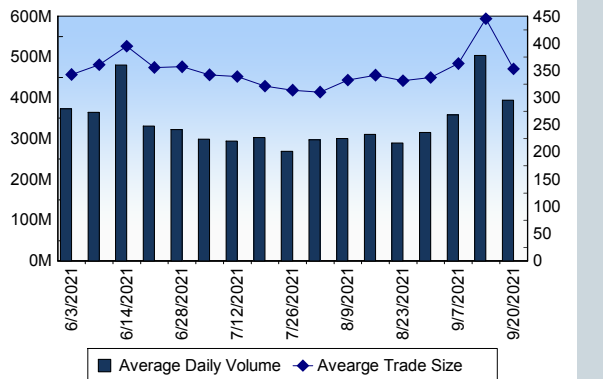
TSX

Daily Volume	398,169,598
Daily Value	\$10,040,000,717
Daily Trades	1,002,838
Daily Symbols Traded	2,073

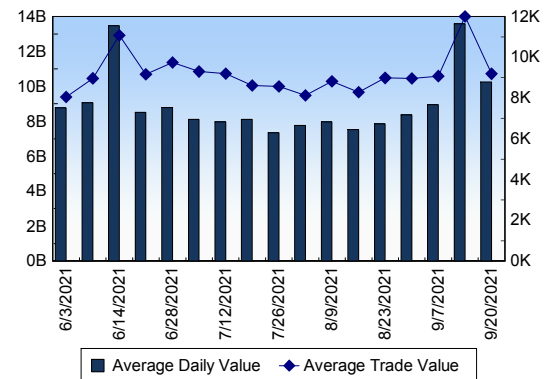
TSX ANONYMOUS TRADING

Daily Volume	180,922,031
Daily Value	\$4,984,521,640
Average Trade Size	364
% TSX Volume	45.44 %

TSX Volume



TSX Value (in Canadian Dollars)



Top 20 TSX Symbols by Volume

Symbol	TSX Volume	TSX Value
BBD.B	22,713,984	\$45,890,444
TRP	19,155,582	\$1,192,821,365
CVE	10,522,805	\$127,106,155
SU	9,231,676	\$235,860,933
POW	6,917,948	\$291,412,288
BB	6,884,373	\$93,288,448
TD	6,499,119	\$540,171,540
ARX	6,474,559	\$69,942,307
BTE	6,434,761	\$20,194,978
TVE	6,422,023	\$19,603,889
BCE	5,623,273	\$364,961,868
CNQ	5,327,207	\$234,821,645
CPG	5,278,268	\$27,092,689
DML	4,291,493	\$7,609,171
FCU	4,279,695	\$3,851,144
ABX	4,235,277	\$97,515,433
TOU	3,893,253	\$167,795,609
BTO	3,879,427	\$17,056,486
MFC	3,615,121	\$88,220,500
HND	3,492,944	\$8,515,962

Top 20 TSX Symbols by Value

Symbol	TSX Volume	TSX Value
TRP	19,155,582	\$1,192,821,365
TD	6,499,119	\$540,171,540
CM	2,804,446	\$409,131,204
BCE	5,623,273	\$364,961,868
POW	6,917,948	\$291,412,288
BNS	3,365,180	\$262,599,396
QSR	3,281,142	\$261,089,153
SU	9,231,676	\$235,860,933
CNQ	5,327,207	\$234,821,645
RY	1,748,289	\$223,479,017
CNR	1,275,820	\$187,843,311
TOU	3,893,253	\$167,795,609
BMO	1,141,593	\$146,265,249
CP	1,748,732	\$145,103,370
CVE	10,522,805	\$127,106,155
ENB	2,277,515	\$115,508,951
SHOP	57,571	\$107,332,019
ABX	4,235,277	\$97,515,433
BB	6,884,373	\$93,288,448
NTR	1,109,703	\$90,445,209

ETF Trading

Daily Volume	25,552,203	Average Trade Value	\$9,737
Daily Value	\$492,674,946	Average Trade Size	505
# Trades	50,600	# of ETFs Traded	815

Top 10 ETFs by TSX Volume

Symbol	Market Volume	Market Value
HND	3,492,944	\$8,515,962
XIU	1,736,013	\$53,633,366
XEG	1,533,058	\$13,520,741
XGD	1,034,488	\$17,343,976
ZEB	851,891	\$30,839,376
HNU	683,549	\$13,092,927
HSD	653,045	\$4,804,418
DLR	648,788	\$8,266,498
BTCC.B	620,573	\$5,178,417
HGU	531,776	\$7,678,310

Top 10 ETFs by TSX Value

Symbol	Market Volume	Market Value
XIU	1,736,013	\$53,633,366
ZEB	851,891	\$30,839,376
XGD	1,034,488	\$17,343,976
VFV	171,009	\$17,116,483
ZSP	254,166	\$15,723,107
XEG	1,533,058	\$13,520,741
XIC	400,708	\$13,104,920
HNU	683,549	\$13,092,927
XFN	231,483	\$10,932,787
ZDM	419,365	\$10,705,811

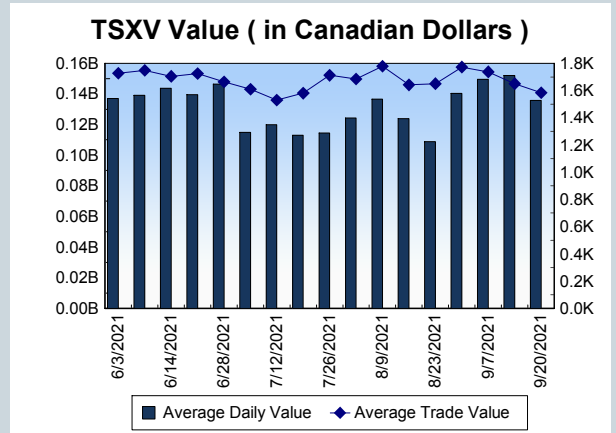
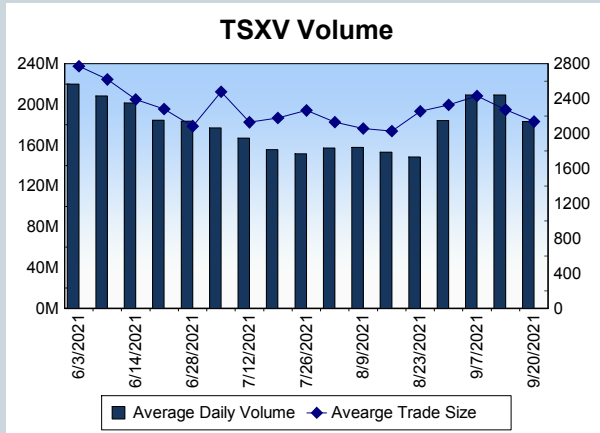
Block Trades	Non Block Trades
1,105	1,001,733

Top 5 Block Trade Brokers by Volume	
Broker	TSX Block Volume
BMO NESBITT BURNS INC.	26,154,200
GOLDMAN SACHS CANADA I	19,499,400
RBC CAPITAL MARKETS	17,602,600
NATIONAL BANK FINANCIAL	14,063,100
TD SECURITIES INC.	11,857,700

Top 5 Block Trade Symbols by Volume	
Symbol	TSX Block Volume
TRP	17,738,500
POW	5,741,800
BCE	4,529,600
TD	4,102,000
CVE	3,998,800

TSXV	
Daily Volume	164,564,539
Daily Value	\$112,206,419
Daily Trades	70,684
Daily Symbols Traded	1,219

TSXV ANONYMOUS TRADING	
Daily Volume	79,231,948
Daily Value	\$58,906,443
Average Trade Size	2,536
% TSXV Volume	48.15%



Top 20 TSXV Symbols by Volume		
Symbol	TSXV Volume	TSXV Value
GUG	4,936,852	\$933,788
RML	3,623,329	\$239,964
WATR	3,035,919	\$152,775
ENW	2,754,215	\$2,789,582
AAZ	2,316,034	\$195,838
FD	2,068,421	\$4,652,282
VPT	2,065,163	\$1,117,091
PEGA	1,668,500	\$132,553
CSTR	1,495,922	\$220,914
CWC	1,438,000	\$186,940
CMC	1,405,524	\$949,958
HIVE	1,392,400	\$5,136,410
DWS	1,200,960	\$207,590
JOR	1,191,550	\$65,535
SFX	1,178,734	\$15,656
QCCU	1,161,167	\$312,124
ROS	1,156,385	\$319,504
TKX	1,149,513	\$108,540
RHC	1,146,802	\$576,731
QYOU	1,139,381	\$330,159

Top 20 TSXV Symbols by Value		
Symbol	TSXV Volume	TSXV Value
SLI	858,163	\$8,714,574
BITF	1,040,972	\$6,467,686
HIVE	1,392,400	\$5,136,410
ZEN	975,171	\$5,047,773
FD	2,068,421	\$4,652,282
FOBI	1,021,299	\$3,101,491
TOI	22,767	\$3,091,599
ENW	2,754,215	\$2,789,582
NFG	239,395	\$1,784,859
TBRD	347,587	\$1,629,114
URC	270,110	\$1,409,910
ISO	261,626	\$1,285,313
RECO	181,142	\$1,152,687
DMGI	1,078,893	\$1,126,837
VPT	2,065,163	\$1,117,091
PBX	931,101	\$1,048,903
AMC	285,868	\$1,033,649
NOU	136,497	\$979,005
CMC	1,405,524	\$949,958
EMO	654,672	\$945,509

Dark TSX/TSXV Trading			
Volume	18,114,990	Daily Trades	66,994
Value	481,628,393	Daily Symbols Traded	1,296