



September 13, 2021

For more information, email trading_sales@tsx.com
 Visit our blog at <http://exchange.tmx.com/>

Indices	September 13 Close	Previous Close	Change	% Change
S&P/TSX Composite Index	20,666.41			%
S&P/TSX 60 Index	1,236.52			%
S&P/TSX Venture Composite	902.47			%
S&P/TSX Completion Index	1,246.53			%
S&P/TSX Smallcap Index	768.61			%

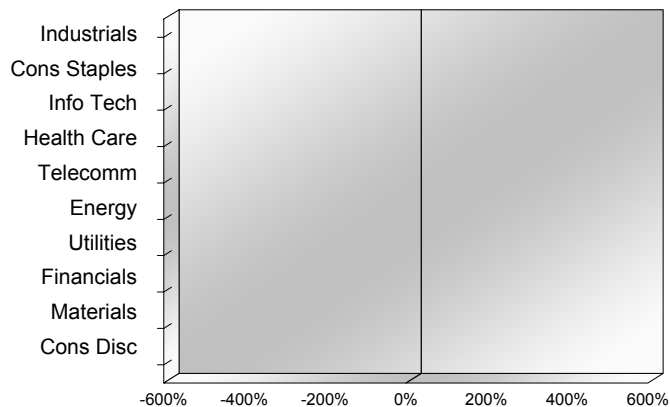
S&P/TSX Composite Index		
Advancers	Decliners	Unchanged
0	0	0

S&P/TSX Composite Index			
Top 10 Index Contributors		Top 10 Index Detractors	
Constituent	Index Contribution	Constituent	Index Contribution

S&P/TSX Composite Index			
Top 10 Advancers		Top 10 Decliners	
Constituent	Return	Constituent	Return
	%		%

S&P/TSX Composite Index				
Sector	# of Index Constituents	Weight	Market Cap (\$B)	Index Contribution
Industrials	29	%	\$353.43	
Consumer Staples	13	%	\$110.12	
Information Technology	12	%	\$348.22	
Health Care	9	%	\$32.14	
Communication Services	7	%	\$146.21	
Energy	23	%	\$371.48	
Utilities	16	%	\$136.66	
Financials	28	%	\$930.87	
Materials	54	%	\$335.46	
Consumer Discretionary	13	%	\$109.45	
S&P/TSX Composite Index	204	%	\$2,874.03	

S&P/TSX Composite Index - Sectors Returns



This report is published by TSX Inc. TSX Inc. does not guarantee either the completeness or the accuracy of this information. The information contained in this report is provided for informational purposes only and you agree not to rely upon the information contained in this report for any trading, business or financial purpose. These sheets are printed in Canada and issued by TSX Inc. under the express condition, to which everyone receiving or making use thereof assents, that no liability shall be incurred by TSX Inc. or its affiliated companies or any other vendor or donor, including, without limitation, for reliance on or for any errors or inaccuracies in this report. Neither TMX Group Limited, TSX Inc., nor any of their affiliated companies, guarantees the completeness of the information contained in this document and are not responsible for any errors or omission in or your use of, or reliance on, the information. This publication is under copyright. © 2015 TSX Inc. All rights reserved. Do not copy, distribute, sell or modify this publication without the prior written consent of TSX Inc. www.tmx.com/trading

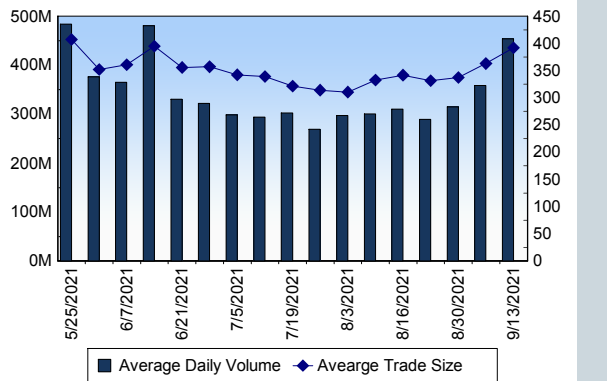
TSX

Daily Volume	453,523,158
Daily Value	\$11,949,271,360
Daily Trades	1,156,894
Daily Symbols Traded	2,065

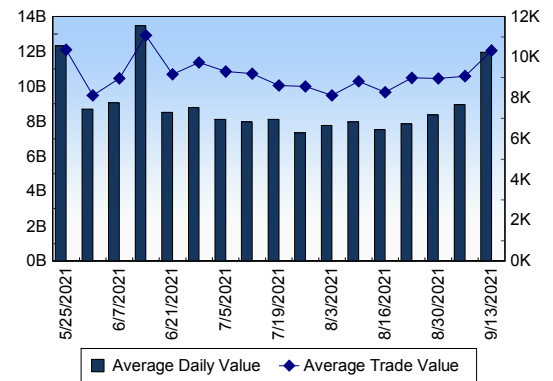
TSX ANONYMOUS TRADING

Daily Volume	195,209,887
Daily Value	\$4,681,899,896
Average Trade Size	328
% TSX Volume	43.04 %

TSX Volume



TSX Value (in Canadian Dollars)



Top 20 TSX Symbols by Volume

Symbol	TSX Volume	TSX Value
SU	17,998,326	\$432,419,273
ENB	12,608,311	\$640,899,826
CNQ	10,682,284	\$468,527,801
FCU	10,375,228	\$11,527,982
CVE	10,063,606	\$111,836,805
CPG	8,628,322	\$41,191,784
MFC	8,212,156	\$202,824,860
BCE	8,206,728	\$547,397,649
DML	7,536,725	\$15,860,234
BTE	6,814,799	\$17,107,521
RCI.B	6,775,398	\$410,767,320
BBD.B	6,496,093	\$12,480,224
TD	6,412,348	\$526,684,096
TRP	5,926,971	\$371,567,945
UEX	5,886,837	\$3,237,705
AZZ	5,525,331	\$4,046,332
MGA	4,977,618	\$1,939,233
TVE	4,487,056	\$12,011,258
KOR	4,410,996	\$17,746,526
GGD	4,128,247	\$13,211,065

Top 20 TSX Symbols by Value

Symbol	TSX Volume	TSX Value
ENB	12,608,311	\$640,899,826
BCE	8,206,728	\$547,397,649
TD	6,412,348	\$526,684,096
CNQ	10,682,284	\$468,527,801
SHOP	243,528	\$452,164,895
SU	17,998,326	\$432,419,273
RCI.B	6,775,398	\$410,767,320
TRP	5,926,971	\$371,567,945
RY	2,253,826	\$291,717,950
BNS	3,686,650	\$288,914,005
CM	1,698,190	\$249,555,378
CNR	1,619,193	\$240,706,317
CP	2,700,708	\$234,850,320
MFC	8,212,156	\$202,824,860
BMO	1,285,794	\$165,497,542
NA	1,574,925	\$155,029,417
SLF	2,255,235	\$148,259,624
NTR	1,838,440	\$144,839,633
QSR	1,697,882	\$139,800,416
LSPD	923,736	\$139,402,909

ETF Trading

Daily Volume	27,363,401	Average Trade Value	\$7,888
Daily Value	\$497,262,122	Average Trade Size	434
# Trades	63,040	# of ETFs Traded	815

Top 10 ETFs by TSX Volume

Symbol	Market Volume	Market Value
HND	3,721,651	\$8,447,220
BTCC.B	2,526,566	\$21,224,926
ETHX.B	2,140,970	\$32,180,622
XIU	1,748,973	\$54,571,746
XEG	1,154,861	\$9,663,794
BTCX.B	862,160	\$7,376,143
HUV	711,928	\$8,685,938
BTCC	557,685	\$5,143,931
XGD	509,944	\$9,083,267
HNU	506,713	\$10,748,147

Top 10 ETFs by TSX Value

Symbol	Market Volume	Market Value
XIU	1,748,973	\$54,571,746
ETHX.B	2,140,970	\$32,180,622
HXT	464,292	\$22,520,401
BTCC.B	2,526,566	\$21,224,926
XSP	437,134	\$21,032,836
VFV	176,137	\$17,707,638
ZSP	279,639	\$17,371,532
HNU	506,713	\$10,748,147
ZEB	266,795	\$9,727,692
XEG	1,154,861	\$9,663,794

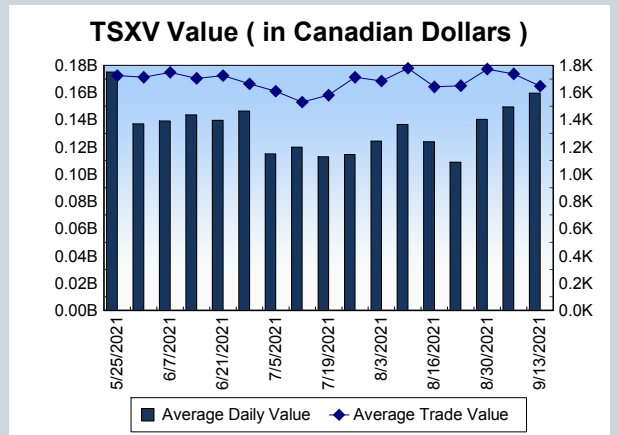
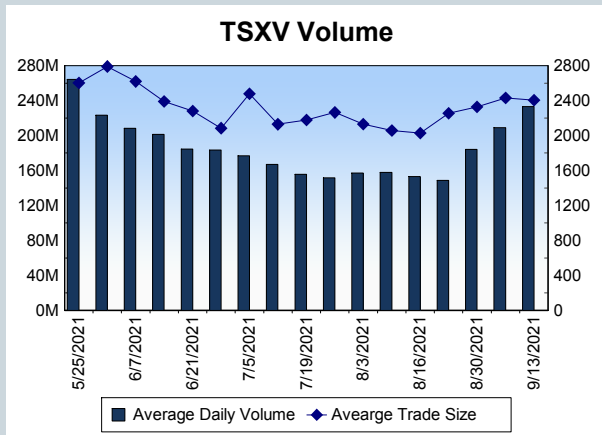
Block Trades	Non Block Trades
1,166	1,155,728

Top 5 Block Trade Brokers by Volume	
Broker	TSX Block Volume
BMO NESBITT BURNS INC.	35,410,400
GOLDMAN SACHS CANADA I	29,642,200
SCOTIA CAPITAL INC.	23,778,600
TD SECURITIES INC.	22,226,500
INSTINET CANADA LTD.	19,626,700

Top 5 Block Trade Symbols by Volume	
Symbol	TSX Block Volume
SU	11,551,900
ENB	9,713,000
CNQ	8,331,100
MFC	6,454,400
BCE	6,274,300

TSXV	
Daily Volume	233,073,297
Daily Value	\$159,619,196
Daily Trades	96,891
Daily Symbols Traded	1,266

TSXV ANONYMOUS TRADING	
Daily Volume	112,442,762
Daily Value	\$83,693,053
Average Trade Size	2,617
% TSXV Volume	48.24%



Top 20 TSXV Symbols by Volume		
Symbol	TSXV Volume	TSXV Value
UNO.H	11,272,335	\$886,961
AAZ	6,125,447	\$641,692
CMC	5,050,645	\$3,874,298
BSK	4,631,731	\$1,542,519
FUU	4,377,311	\$963,813
GXU	4,085,591	\$1,915,978
AEC	3,462,218	\$730,050
VXTR	2,794,751	\$3,059,059
PTU	2,763,372	\$448,480
RG	2,750,549	\$114,329
AL	2,701,286	\$271,536
ROS	2,693,700	\$766,014
NVT	2,640,716	\$71,403
QNC	2,354,074	\$857,615
STND	2,317,219	\$983,016
HIVE	1,974,942	\$7,484,968
WATR	1,927,327	\$95,636
FOBI	1,921,761	\$4,598,554
NXO	1,737,737	\$1,013,528
FMC	1,710,234	\$852,775

Top 20 TSXV Symbols by Value		
Symbol	TSXV Volume	TSXV Value
BITF	1,077,962	\$7,513,430
HIVE	1,974,942	\$7,484,968
TOI	53,969	\$7,124,556
URC	1,096,497	\$5,834,360
RECO	706,974	\$4,863,796
FOBI	1,921,761	\$4,598,554
ISO	719,222	\$3,962,756
CMC	5,050,645	\$3,874,298
ML	946,166	\$3,648,019
EU	1,472,901	\$3,125,144
VXTR	2,794,751	\$3,059,059
SLI	362,241	\$2,974,640
NFG	360,783	\$2,893,665
URC.WT	645,742	\$2,127,185
GMTN	1,151,459	\$1,972,246
GXU	4,085,591	\$1,915,978
DMGI	1,679,494	\$1,807,811
LI	687,031	\$1,790,704
RHT	1,638,609	\$1,673,474
BSK	4,631,731	\$1,542,519

Dark TSX/TSXV Trading			
Volume	19,783,530	Daily Trades	73,302
Value	503,728,543	Daily Symbols Traded	1,308