



September 7, 2021

For more information, email trading_sales@tsx.com
 Visit our blog at <http://exchange.tmx.com/>

Indices	September 7 Close	Previous Close	Change	% Change
S&P/TSX Composite Index	20,806.63			%
S&P/TSX 60 Index	1,245.92			%
S&P/TSX Venture Composite	913.49			%
S&P/TSX Completion Index	1,251.21			%
S&P/TSX Smallcap Index	766.58			%

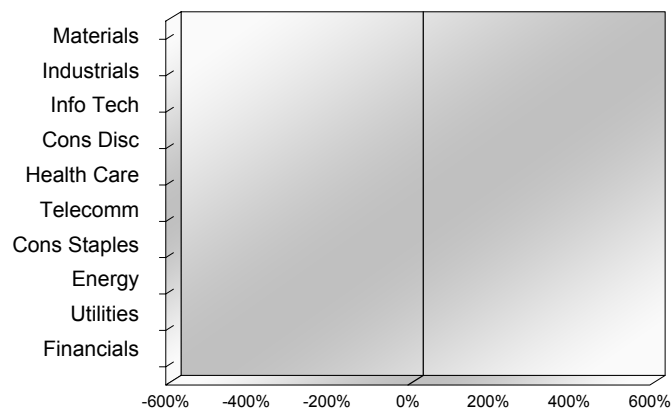
S&P/TSX Composite Index		
Advancers	Decliners	Unchanged
0	0	0

S&P/TSX Composite Index			
Top 10 Index Contributors		Top 10 Index Detractors	
Constituent	Index Contribution	Constituent	Index Contribution

S&P/TSX Composite Index			
Top 10 Advancers		Top 10 Decliners	
Constituent	Return	Constituent	Return
	%		%

S&P/TSX Composite Index				
Sector	# of Index Constituents	Weight	Market Cap (\$B)	Index Contribution
Materials	54	%	\$340.97	
Industrials	29	%	\$360.84	
Information Technology	12	%	\$358.71	
Consumer Discretionary	13	%	\$110.23	
Health Care	9	%	\$33.62	
Communication Services	7	%	\$146.95	
Consumer Staples	13	%	\$111.25	
Energy	23	%	\$363.11	
Utilities	16	%	\$136.42	
Financials	28	%	\$931.78	
S&P/TSX Composite Index	204	%	\$2,893.89	

S&P/TSX Composite Index - Sectors Returns



This report is published by TSX Inc. TSX Inc. does not guarantee either the completeness or the accuracy of this information. The information contained in this report is provided for informational purposes only and you agree not to rely upon the information contained in this report for any trading, business or financial purpose. These sheets are printed in Canada and issued by TSX Inc. under the express condition, to which everyone receiving or making use thereof assents, that no liability shall be incurred by TSX Inc. or its affiliated companies or any other vendor or donor, including, without limitation, for reliance on or for any errors or inaccuracies in this report. Neither TMX Group Limited, TSX Inc., nor any of their affiliated companies, guarantees the completeness of the information contained in this document and are not responsible for any errors or omission in or your use of, or reliance on, the information. This publication is under copyright. © 2015 TSX Inc. All rights reserved. Do not copy, distribute, sell or modify this publication without the prior written consent of TSX Inc. www.tmx.com/trading

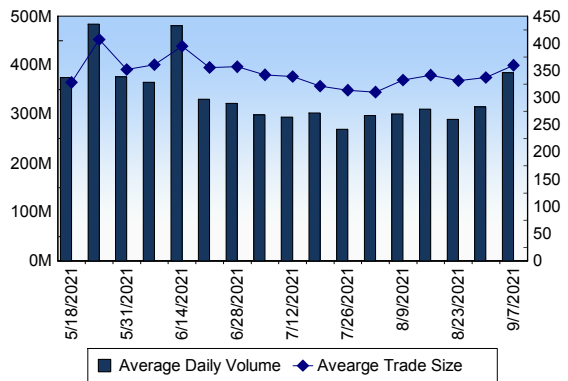
TSX

Daily Volume	384,642,877
Daily Value	\$9,853,858,531
Daily Trades	1,068,629
Daily Symbols Traded	2,070

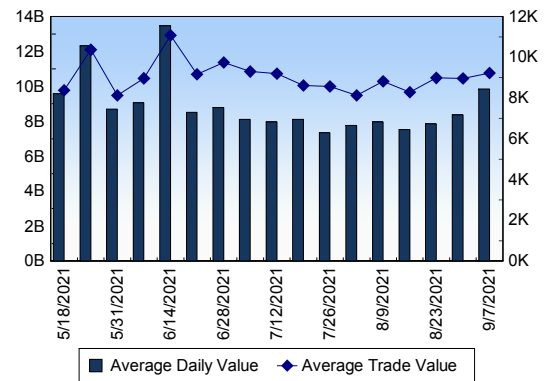
TSX ANONYMOUS TRADING

Daily Volume	161,357,810
Daily Value	\$4,020,372,226
Average Trade Size	322
% TSX Volume	41.95 %

TSX Volume



TSX Value (in Canadian Dollars)



Top 20 TSX Symbols by Volume

Symbol	TSX Volume	TSX Value
SU	14,934,129	\$348,699,636
ENB	13,842,638	\$699,545,529
BTCC.B	10,443,984	\$92,492,417
MFC	10,400,460	\$256,169,027
BBD.B	9,959,276	\$19,387,564
BCE	8,104,537	\$534,993,282
CNQ	7,266,995	\$315,762,527
TGOD	6,408,702	\$1,446,100
HUT	6,304,292	\$82,115,370
DML	6,300,482	\$11,830,781
FCU	6,189,130	\$5,291,644
AZZ	5,560,794	\$3,540,172
TV	5,430,959	\$1,077,578
NXE	4,836,629	\$35,261,637
K	4,578,335	\$34,724,491
BNS	4,105,122	\$321,187,941
CVE	3,900,883	\$42,498,296
UEX	3,790,869	\$1,888,002
TRP	3,708,814	\$226,471,253
BTO	3,589,316	\$17,442,688

Top 20 TSX Symbols by Value

Symbol	TSX Volume	TSX Value
ENB	13,842,638	\$699,545,529
BCE	8,104,537	\$534,993,282
CNR	2,409,151	\$378,647,535
SU	14,934,129	\$348,699,636
BNS	4,105,122	\$321,187,941
CNQ	7,266,995	\$315,762,527
TD	3,212,925	\$267,096,176
CP	2,923,050	\$263,309,486
MFC	10,400,460	\$256,169,027
SHOP	125,080	\$243,028,443
TRP	3,708,814	\$226,471,253
RY	1,522,551	\$198,054,176
BMO	1,121,836	\$144,443,405
CM	944,532	\$138,086,104
NA	1,279,394	\$125,240,244
RCI.B	1,726,088	\$108,768,803
SLF	1,605,988	\$104,050,845
WFG	950,599	\$97,114,257
POW	2,163,653	\$93,130,642
BTCC.B	10,443,984	\$92,492,417

ETF Trading

Daily Volume	41,824,167	Average Trade Value	\$6,564
Daily Value	\$662,276,400	Average Trade Size	415
# Trades	100,889	# of ETFs Traded	823

Top 10 ETFs by TSX Volume

Symbol	Market Volume	Market Value
BTCC.B	10,443,984	\$92,492,417
HND	2,531,714	\$7,575,938
ETHX.B	2,440,777	\$39,765,050
BTCC	2,343,431	\$22,824,137
XIU	2,158,229	\$67,882,697
BTCX.B	1,734,950	\$15,595,834
BTCC.U	1,722,762	\$15,332,799
ETHX.U	933,518	\$15,031,580
HNU	832,202	\$13,967,067
ETHH	722,329	\$11,301,354

Top 10 ETFs by TSX Value

Symbol	Market Volume	Market Value
BTCC.B	10,443,984	\$92,492,417
XIU	2,158,229	\$67,882,697
ETHX.B	2,440,777	\$39,765,050
BTCC	2,343,431	\$22,824,137
HXT	382,451	\$18,692,405
ZEB	502,391	\$18,363,488
BTCX.B	1,734,950	\$15,595,834
BTCC.U	1,722,762	\$15,332,799
ETHX.U	933,518	\$15,031,580
ZSP	231,750	\$14,547,896

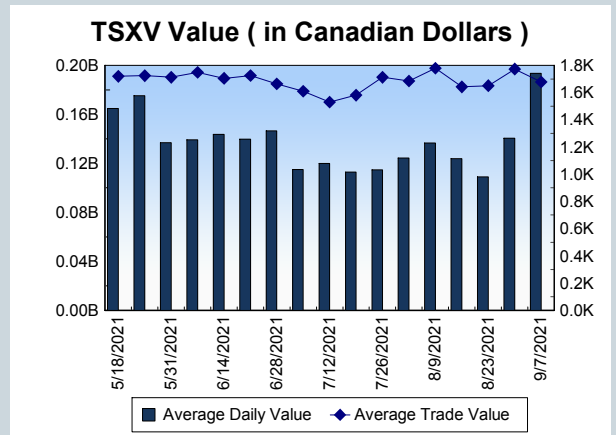
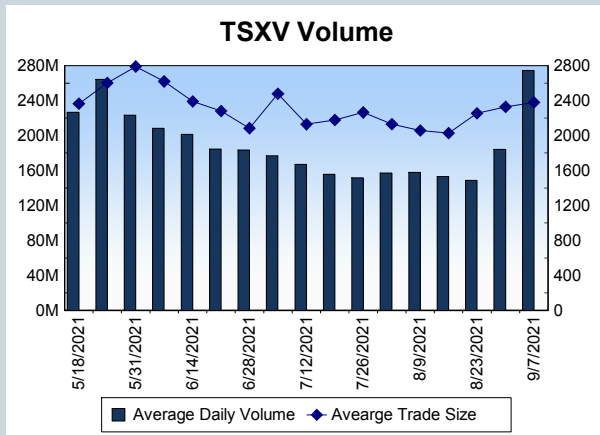
Block Trades	Non Block Trades
859	1,067,770

Top 5 Block Trade Brokers by Volume	
Broker	TSX Block Volume
NATIONAL BANK FINANCIAL	26,991,000
BMO NESBITT BURNS INC.	19,098,300
INSTINET CANADA LTD.	10,526,700
RBC CAPITAL MARKETS	10,218,200
SCOTIA CAPITAL INC.	8,464,600

Top 5 Block Trade Symbols by Volume	
Symbol	TSX Block Volume
SU	10,703,600
ENB	10,501,200
MFC	8,168,200
BCE	6,949,200
CNQ	5,335,500

TSXV	
Daily Volume	274,379,299
Daily Value	\$193,535,666
Daily Trades	115,347
Daily Symbols Traded	1,265

TSXV ANONYMOUS TRADING	
Daily Volume	122,047,261
Daily Value	\$93,441,552
Average Trade Size	2,798
% TSXV Volume	44.48%



Top 20 TSXV Symbols by Volume		
Symbol	TSXV Volume	TSXV Value
CMC	22,312,811	\$17,086,957
FO	13,157,745	\$2,516,764
NVT	6,933,844	\$312,715
WATR	5,562,510	\$281,219
SAY	5,399,277	\$514,050
UNO.H	5,200,368	\$119,769
CSTR	5,013,111	\$804,426
HIVE	4,976,148	\$21,534,306
MNO	3,895,545	\$2,641,446
AEC	3,572,706	\$612,500
VENZ	3,299,050	\$236,402
AAZ	3,263,779	\$263,228
DMGI	3,231,096	\$3,916,537
PTU	2,963,429	\$428,111
SUGR	2,812,525	\$97,921
BITF	2,794,308	\$21,761,595
GXU	2,692,206	\$1,061,738
THRM	2,627,548	\$1,342,466
BSK	2,318,619	\$623,262
SOIL	2,267,189	\$388,003

Top 20 TSXV Symbols by Value		
Symbol	TSXV Volume	TSXV Value
BITF	2,794,308	\$21,761,595
HIVE	4,976,148	\$21,534,306
CMC	22,312,811	\$17,086,957
RECO	1,172,777	\$7,195,278
TOI	34,079	\$4,051,448
DMGI	3,231,096	\$3,916,537
EU	1,810,993	\$3,433,581
BNXA	766,240	\$3,106,515
FD	1,316,680	\$2,898,104
GMG	958,816	\$2,727,009
FOBI	1,457,049	\$2,723,352
MNO	3,895,545	\$2,641,446
FO	13,157,745	\$2,516,764
NFG	221,602	\$1,995,217
ZEN	489,219	\$1,905,696
LI	643,792	\$1,780,680
PBX	1,483,376	\$1,756,465
DGHI	694,821	\$1,602,648
URC	390,084	\$1,551,927
GFP	735,187	\$1,456,122

Dark TSX/TSXV Trading			
Volume	18,087,700	Daily Trades	70,699
Value	504,608,355	Daily Symbols Traded	1,323