



September 3, 2021

For more information, email trading_sales@tsx.com
 Visit our blog at <http://exchange.tmx.com/>

Indices	September 3 Close	Previous Close	Change	% Change
S&P/TSX Composite Index	20,821.43			%
S&P/TSX 60 Index	1,245.66			%
S&P/TSX Venture Composite	923.22			%
S&P/TSX Completion Index	1,256.38			%
S&P/TSX Smallcap Index	770.21			%

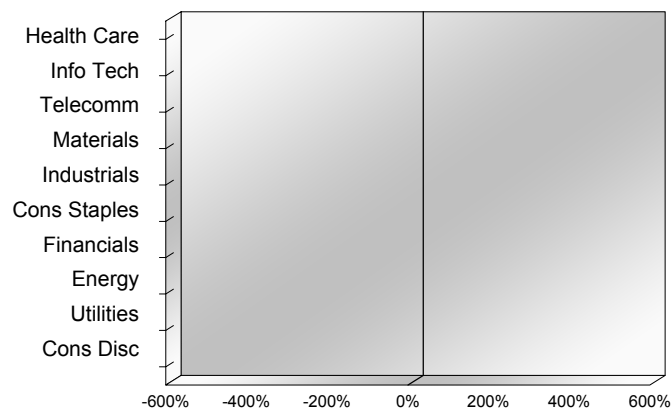
S&P/TSX Composite Index		
Advancers	Decliners	Unchanged
0	0	0

S&P/TSX Composite Index			
Top 10 Index Contributors		Top 10 Index Detractors	
Constituent	Index Contribution	Constituent	Index Contribution

S&P/TSX Composite Index			
Top 10 Advancers		Top 10 Decliners	
Constituent	Return	Constituent	Return
	%		%

S&P/TSX Composite Index				
Sector	# of Index Constituents	Weight	Market Cap (\$B)	Index Contribution
Health Care	9	%	\$33.68	
Information Technology	12	%	\$358.20	
Communication Services	7	%	\$146.82	
Materials	54	%	\$342.89	
Industrials	29	%	\$363.62	
Consumer Staples	13	%	\$111.81	
Financials	28	%	\$929.25	
Energy	23	%	\$361.77	
Utilities	16	%	\$137.08	
Consumer Discretionary	13	%	\$110.21	
S&P/TSX Composite Index	204	%	\$2,895.34	

S&P/TSX Composite Index - Sectors Returns



This report is published by TSX Inc. TSX Inc. does not guarantee either the completeness or the accuracy of this information. The information contained in this report is provided for informational purposes only and you agree not to rely upon the information contained in this report for any trading, business or financial purpose. These sheets are printed in Canada and issued by TSX Inc. under the express condition, to which everyone receiving or making use thereof assents, that no liability shall be incurred by TSX Inc. or its affiliated companies or any other vendor or donor, including, without limitation, for reliance on or for any errors or inaccuracies in this report. Neither TMX Group Limited, TSX Inc., nor any of their affiliated companies, guarantees the completeness of the information contained in this document and are not responsible for any errors or omission in or your use of, or reliance on, the information. This publication is under copyright. © 2015 TSX Inc. All rights reserved. Do not copy, distribute, sell or modify this publication without the prior written consent of TSX Inc. www.tmx.com/trading

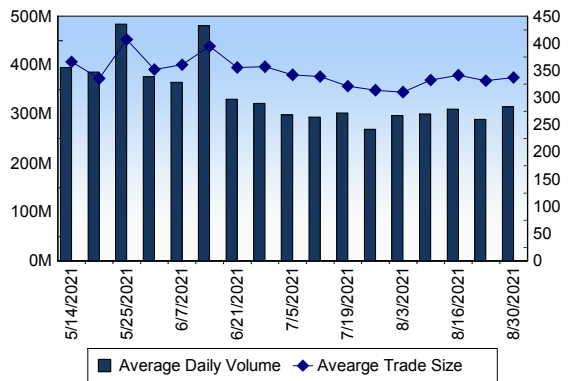
TSX

Daily Volume	308,045,428
Daily Value	\$7,159,011,236
Daily Trades	920,007
Daily Symbols Traded	1,981

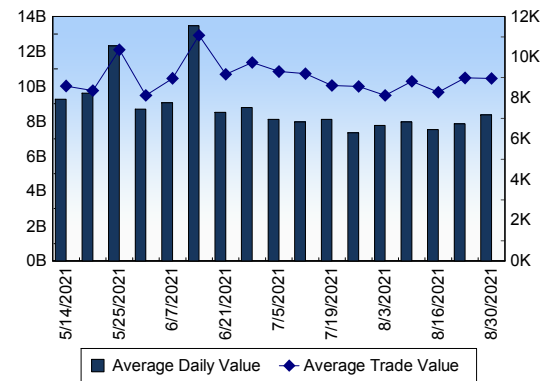
TSX ANONYMOUS TRADING

Daily Volume	134,261,033
Daily Value	\$3,150,430,865
Average Trade Size	292
% TSX Volume	43.58 %

TSX Volume



TSX Value (in Canadian Dollars)



Top 20 TSX Symbols by Volume

Symbol	TSX Volume	TSX Value
SU	9,633,577	\$227,821,784
GWO	8,602,145	\$332,961,587
HUT	6,714,812	\$85,908,985
BBD.B	6,434,907	\$12,292,765
NXE	6,104,752	\$43,918,654
DML	5,115,689	\$9,120,665
NCU	5,005,241	\$451,614
FCU	4,587,293	\$3,418,928
U.UN	4,517,397	\$62,129,816
MGA	4,209,193	\$1,321,643
ENB	4,130,144	\$206,806,187
ABX	4,041,848	\$102,905,861
BTO	3,852,481	\$19,248,830
CP	3,501,266	\$319,243,117
K	3,411,669	\$26,595,987
MFC	3,386,673	\$82,709,373
TGOD	3,333,571	\$807,197
HEXO	3,306,464	\$9,889,692
CVE	3,248,277	\$35,787,906
ARX	3,226,188	\$29,995,209

Top 20 TSX Symbols by Value

Symbol	TSX Volume	TSX Value
GWO	8,602,145	\$332,961,587
CNR	2,050,300	\$326,741,658
CP	3,501,266	\$319,243,117
SU	9,633,577	\$227,821,784
ENB	4,130,144	\$206,806,187
TD	2,337,582	\$192,588,265
SHOP	82,718	\$161,085,080
RY	1,150,586	\$148,879,853
BNS	1,880,928	\$146,978,367
BMO	1,100,573	\$140,554,877
TRP	2,226,965	\$134,730,899
CM	753,042	\$109,459,779
ABX	4,041,848	\$102,905,861
CNQ	2,309,862	\$101,072,625
RCI.B	1,557,009	\$98,879,313
BCE	1,367,434	\$89,931,743
HUT	6,714,812	\$85,908,985
MFC	3,386,673	\$82,709,373
LSPD	549,071	\$81,856,339
CCO	2,826,335	\$76,187,670

ETF Trading

Daily Volume	19,382,099	Average Trade Value	\$7,813
Daily Value	\$373,037,377	Average Trade Size	406
# Trades	47,743	# of ETFs Traded	774

Top 10 ETFs by TSX Volume

Symbol	Market Volume	Market Value
HND	2,398,974	\$6,913,266
BTCC.B	1,499,797	\$14,061,463
XIU	1,316,721	\$41,320,281
ETHX.B	897,225	\$16,445,173
XGD	817,481	\$15,054,110
HNU	667,827	\$11,651,842
ZEB	601,231	\$21,840,924
XEG	500,529	\$4,089,410
DLR	430,526	\$5,427,757
BTCC	394,383	\$4,121,378

Top 10 ETFs by TSX Value

Symbol	Market Volume	Market Value
XIU	1,316,721	\$41,320,281
ZEB	601,231	\$21,840,924
ETHX.B	897,225	\$16,445,173
XGD	817,481	\$15,054,110
BTCC.B	1,499,797	\$14,061,463
VFV	127,047	\$12,829,456
ZSP	191,649	\$11,942,171
HNU	667,827	\$11,651,842
HND	2,398,974	\$6,913,266
XFN	143,691	\$6,820,219

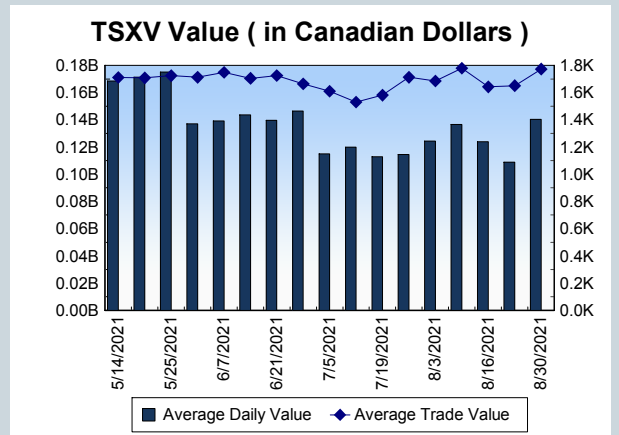
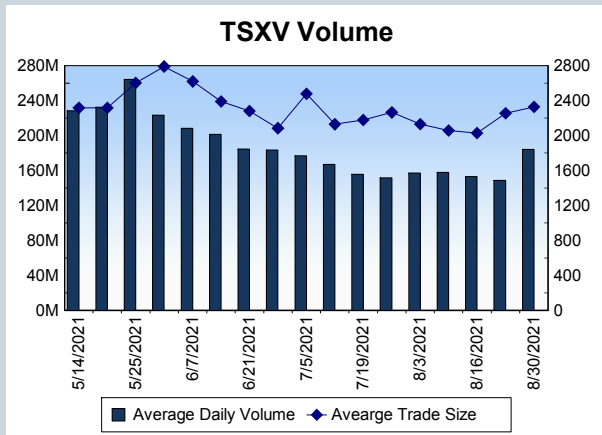
Block Trades	Non Block Trades
651	919,356

Top 5 Block Trade Brokers by Volume	
Broker	TSX Block Volume
RBC CAPITAL MARKETS	14,348,100
BMO NESBITT BURNS INC.	8,219,200
NATIONAL BANK FINANCIAL	7,386,700
TD SECURITIES INC.	6,321,500
QUESTRADE INC.	3,983,300

Top 5 Block Trade Symbols by Volume	
Symbol	TSX Block Volume
GWO	7,955,200
SU	5,180,900
ENB	2,067,500
MFC	1,605,000
TRP	1,242,800

TSXV	
Daily Volume	228,250,482
Daily Value	\$186,378,753
Daily Trades	102,088
Daily Symbols Traded	1,259

TSXV ANONYMOUS TRADING	
Daily Volume	98,868,202
Daily Value	\$86,835,470
Average Trade Size	2,523
% TSXV Volume	43.32%



Top 20 TSXV Symbols by Volume		
Symbol	TSXV Volume	TSXV Value
CMC	19,148,742	\$16,831,239
FO	9,462,383	\$1,685,385
LITT	6,373,305	\$192,160
HIVE	6,021,440	\$26,832,942
AAZ	3,542,444	\$267,673
THRM	3,104,869	\$1,512,892
AFM	2,880,952	\$2,363,614
BITF	2,819,724	\$22,383,320
GXU	2,684,516	\$1,000,813
CSTR	2,676,227	\$467,633
FD	2,646,444	\$6,703,863
AEC	2,420,787	\$402,441
FCC	2,293,214	\$677,747
RHT	2,218,086	\$2,673,268
DM	2,216,609	\$378,355
PTU	2,114,587	\$286,960
GER	2,099,207	\$224,144
DMGI	1,883,687	\$2,427,351
SOIL	1,881,397	\$306,914
VPT	1,794,789	\$757,862

Top 20 TSXV Symbols by Value		
Symbol	TSXV Volume	TSXV Value
HIVE	6,021,440	\$26,832,942
BITF	2,819,724	\$22,383,320
CMC	19,148,742	\$16,831,239
TOI	72,367	\$8,577,795
FD	2,646,444	\$6,703,863
RECO	697,561	\$4,741,900
RHT	2,218,086	\$2,673,268
LI	916,827	\$2,492,350
DMGI	1,883,687	\$2,427,351
AFM	2,880,952	\$2,363,614
URC	565,659	\$2,277,983
ZEN	593,341	\$2,091,049
GRAT	1,455,279	\$2,056,948
GFP	982,591	\$1,933,934
FO	9,462,383	\$1,685,385
ISO	413,112	\$1,631,363
EU	815,506	\$1,527,599
THRM	3,104,869	\$1,512,892
SLI	177,177	\$1,469,190
BNXA	417,450	\$1,408,281

Dark TSX/TSXV Trading			
Volume	16,368,630	Daily Trades	59,653
Value	415,142,905	Daily Symbols Traded	1,267