



September 2, 2021

For more information, email trading_sales@tsx.com
 Visit our blog at <http://exchange.tmx.com/>

Indices	September 2 Close	Previous Close	Change	% Change
S&P/TSX Composite Index	20,795.12			%
S&P/TSX 60 Index	1,244.94			%
S&P/TSX Venture Composite	907.70			%
S&P/TSX Completion Index	1,251.62			%
S&P/TSX Smallcap Index	764.51			%

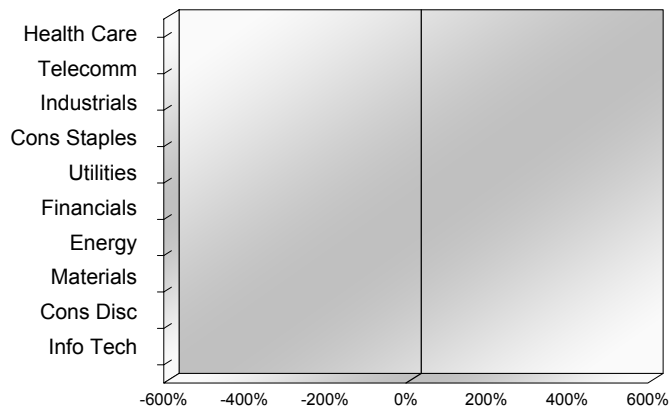
S&P/TSX Composite Index		
Advancers	Decliners	Unchanged
0	0	0

S&P/TSX Composite Index			
Top 10 Index Contributors		Top 10 Index Detractors	
Constituent	Index Contribution	Constituent	Index Contribution

S&P/TSX Composite Index			
Top 10 Advancers		Top 10 Decliners	
Constituent	Return	Constituent	Return
	%		%

S&P/TSX Composite Index				
Sector	# of Index Constituents	Weight	Market Cap (\$B)	Index Contribution
Health Care	9	%	\$34.10	
Communication Services	7	%	\$147.38	
Industrials	29	%	\$363.79	
Consumer Staples	13	%	\$112.60	
Utilities	16	%	\$137.07	
Financials	28	%	\$931.07	
Energy	23	%	\$361.49	
Materials	54	%	\$336.62	
Consumer Discretionary	13	%	\$110.33	
Information Technology	12	%	\$357.01	
S&P/TSX Composite Index	204	%	\$2,891.45	

S&P/TSX Composite Index - Sectors Returns



This report is published by TSX Inc. TSX Inc. does not guarantee either the completeness or the accuracy of this information. The information contained in this report is provided for informational purposes only and you agree not to rely upon the information contained in this report for any trading, business or financial purpose. These sheets are printed in Canada and issued by TSX Inc. under the express condition, to which everyone receiving or making use thereof assents, that no liability shall be incurred by TSX Inc. or its affiliated companies or any other vendor or donor, including, without limitation, for reliance on or for any errors or inaccuracies in this report. Neither TMX Group Limited, TSX Inc., nor any of their affiliated companies, guarantees the completeness of the information contained in this document and are not responsible for any errors or omission in or your use of, or reliance on, the information. This publication is under copyright. © 2015 TSX Inc. All rights reserved. Do not copy, distribute, sell or modify this publication without the prior written consent of TSX Inc. www.tmx.com/trading

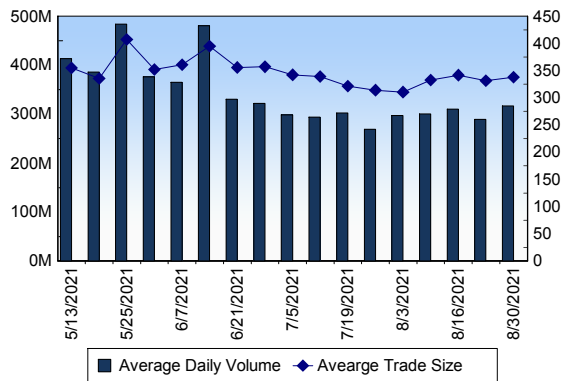
TSX

Daily Volume	313,938,482
Daily Value	\$6,952,398,332
Daily Trades	955,643
Daily Symbols Traded	2,043

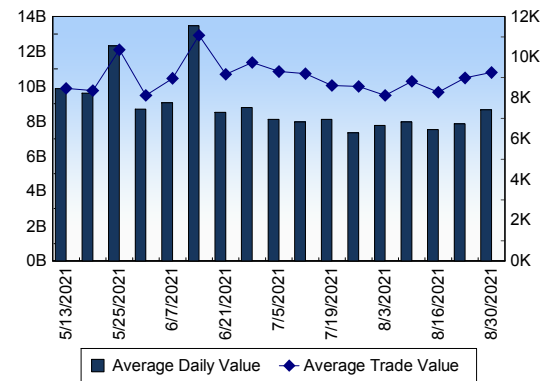
TSX ANONYMOUS TRADING

Daily Volume	140,959,676
Daily Value	\$3,396,515,018
Average Trade Size	298
% TSX Volume	44.90 %

TSX Volume



TSX Value (in Canadian Dollars)



Top 20 TSX Symbols by Volume

Symbol	TSX Volume	TSX Value
SU	14,230,208	\$338,026,459
BBD.B	9,331,180	\$17,883,024
BTE	6,547,705	\$15,042,843
OREA	6,530,682	\$1,284,995
NXE	6,357,749	\$41,827,108
CVE	5,702,821	\$62,634,078
ETX	5,352,803	\$265,193
NCU	4,311,090	\$387,684
DML	4,272,396	\$7,381,752
ATH	4,097,176	\$3,199,939
HND	4,060,312	\$11,865,213
FCU	3,968,357	\$2,612,365
ARX	3,842,965	\$35,457,344
CPG	3,760,918	\$17,300,880
HUT	3,648,966	\$41,450,797
BB	3,364,103	\$48,050,557
HEXO	3,107,924	\$9,508,595
BCE	2,919,058	\$192,464,103
CNQ	2,915,698	\$127,212,211
MGA	2,871,157	\$835,946

Top 20 TSX Symbols by Value

Symbol	TSX Volume	TSX Value
SU	14,230,208	\$338,026,459
CP	2,840,985	\$262,480,852
CNR	1,678,320	\$260,500,936
SHOP	115,987	\$227,485,572
TD	2,424,390	\$199,569,011
BCE	2,919,058	\$192,464,103
RY	1,291,395	\$167,414,125
ENB	2,714,320	\$135,567,246
BNS	1,649,057	\$128,962,647
CNQ	2,915,698	\$127,212,211
BMO	989,086	\$126,205,287
LSPD	721,331	\$106,858,720
CM	667,964	\$97,320,150
NA	916,592	\$90,461,413
NVEI	556,867	\$85,272,400
TOU	2,207,926	\$77,340,225
DOO	669,490	\$77,157,017
TECK.B	2,402,852	\$71,797,499
TRI	462,758	\$69,631,469
SLF	982,063	\$63,698,297

ETF Trading

Daily Volume	23,732,062	Average Trade Value	\$8,126
Daily Value	\$427,681,005	Average Trade Size	451
# Trades	52,628	# of ETFs Traded	792

Top 10 ETFs by TSX Volume

Symbol	Market Volume	Market Value
HND	4,060,312	\$11,865,213
XIU	1,787,367	\$56,025,527
BTCC.B	1,441,095	\$13,303,341
HNU	1,432,074	\$24,739,818
XEG	1,404,670	\$11,500,559
ETHX.B	856,711	\$15,035,472
DLR	668,353	\$8,460,404
ZEB	594,390	\$21,630,610
HOU	499,983	\$5,598,348
HOD	435,448	\$4,861,122

Top 10 ETFs by TSX Value

Symbol	Market Volume	Market Value
XIU	1,787,367	\$56,025,527
HNU	1,432,074	\$24,739,818
ZEB	594,390	\$21,630,610
ETHX.B	856,711	\$15,035,472
VFV	148,136	\$15,019,153
BTCC.B	1,441,095	\$13,303,341
HXT	266,365	\$12,979,109
HND	4,060,312	\$11,865,213
XEG	1,404,670	\$11,500,559
XSP	186,445	\$9,113,593

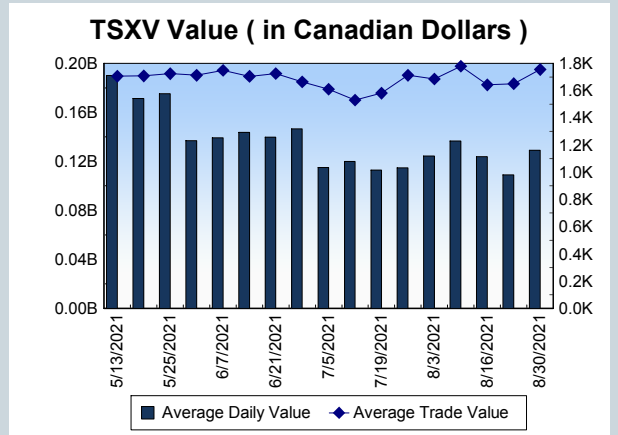
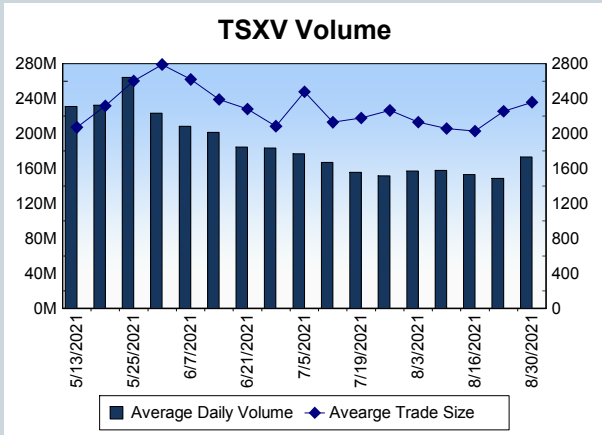
Block Trades	Non Block Trades
694	954,949

Top 5 Block Trade Brokers by Volume	
Broker	TSX Block Volume
NATIONAL BANK FINANCIAL	7,755,200
BMO NESBITT BURNS INC.	7,036,300
TD SECURITIES INC.	6,664,200
RBC CAPITAL MARKETS	4,754,400
CANACCORD GENUITY CORI	4,750,900

Top 5 Block Trade Symbols by Volume	
Symbol	TSX Block Volume
SU	7,453,900
BCE	1,999,500
BBD.B	1,520,900
NXE	1,307,400
AAV	1,190,100

TSXV	
Daily Volume	198,207,203
Daily Value	\$155,808,496
Daily Trades	88,444
Daily Symbols Traded	1,246

TSXV ANONYMOUS TRADING	
Daily Volume	93,522,034
Daily Value	\$75,847,116
Average Trade Size	2,614
% TSXV Volume	47.18%



Top 20 TSXV Symbols by Volume		
Symbol	TSXV Volume	TSXV Value
CMC	19,466,443	\$19,889,864
FLWR	6,082,797	\$711,806
SUGR.WS	5,440,000	\$27,200
AAZ	3,565,208	\$251,851
NBM	3,329,052	\$2,911,517
HIVE	3,262,144	\$13,899,560
CSTR	3,060,504	\$539,494
PTU	2,978,560	\$367,597
LI	2,559,048	\$7,133,908
LKY	2,537,990	\$238,271
ATU	2,130,590	\$551,907
RHT	2,120,695	\$2,531,548
RR	1,989,587	\$165,470
DMGI	1,845,323	\$2,375,717
NOT	1,830,121	\$1,356,804
GXU	1,570,188	\$484,646
QNC	1,509,954	\$665,952
BITF	1,439,018	\$10,861,943
NVT	1,425,500	\$35,638
TKX	1,412,917	\$139,589

Top 20 TSXV Symbols by Value		
Symbol	TSXV Volume	TSXV Value
CMC	19,466,443	\$19,889,864
HIVE	3,262,144	\$13,899,560
BITF	1,439,018	\$10,861,943
LI	2,559,048	\$7,133,908
TOI	43,305	\$5,353,320
FD	1,024,399	\$4,091,484
RECO	513,101	\$3,735,582
SLI	423,858	\$3,555,933
NBM	3,329,052	\$2,911,517
RHT	2,120,695	\$2,531,548
URC	621,406	\$2,464,410
DMGI	1,845,323	\$2,375,717
ZEN	485,089	\$1,613,604
NFG	176,680	\$1,580,087
VZLA	606,118	\$1,515,904
ISO	409,171	\$1,405,938
FIL	151,836	\$1,385,631
NOT	1,830,121	\$1,356,804
GFP	691,240	\$1,273,223
NLC	282,334	\$1,269,609

Dark TSX/TSXV Trading			
Volume	16,853,590	Daily Trades	62,897
Value	473,752,484	Daily Symbols Traded	1,288