



June 11, 2021

For more information, email [trading\\_sales@tsx.com](mailto:trading_sales@tsx.com)  
 Visit our blog at <http://exchange.tmx.com/>

Indices	June 11 Close	Previous Close	Change	% Change
S&P/TSX Composite Index	20,138.35			%
S&P/TSX 60 Index	1,202.83			%
S&P/TSX Venture Composite	979.70			%
S&P/TSX Completion Index	1,222.25			%
S&P/TSX Smallcap Index	793.78			%

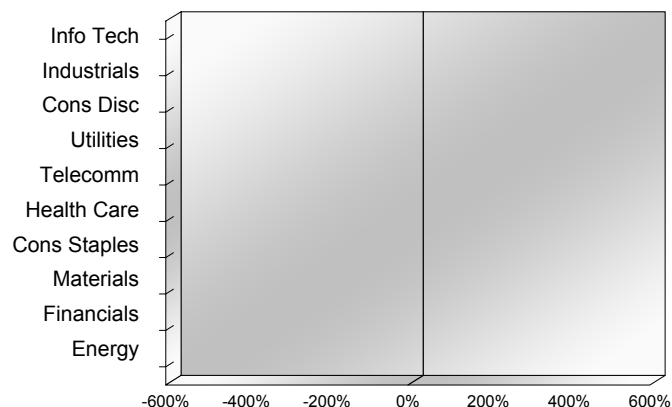
S&P/TSX Composite Index		
Advancers	Decliners	Unchanged
0	0	0

S&P/TSX Composite Index			
Top 10 Index Contributors		Top 10 Index Detractors	
Constituent	Index Contribution	Constituent	Index Contribution

S&P/TSX Composite Index			
Top 10 Advancers		Top 10 Decliners	
Constituent	Return	Constituent	Return
	%		%

S&P/TSX Composite Index				
Sector	# of Index Constituents	Weight	Market Cap (\$B)	Index Contribution
Information Technology	11	%	\$279.51	
Industrials	30	%	\$334.32	
Consumer Discretionary	13	%	\$113.77	
Utilities	16	%	\$132.32	
Communication Services	8	%	\$141.04	
Health Care	10	%	\$41.21	
Consumer Staples	13	%	\$104.03	
Materials	52	%	\$364.47	
Financials	27	%	\$904.91	
Energy	23	%	\$381.22	
<b>S&amp;P/TSX Composite Index</b>	<b>203</b>	<b>%</b>	<b>\$2,796.80</b>	

S&P/TSX Composite Index - Sectors Returns



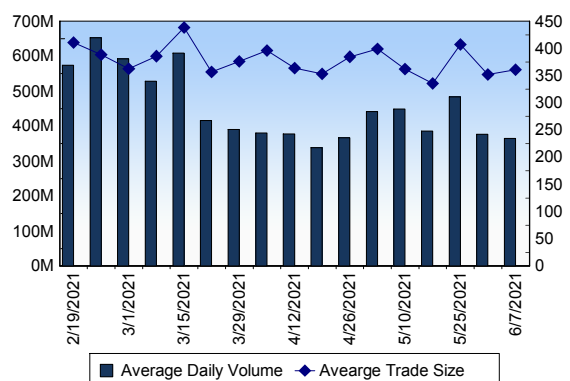
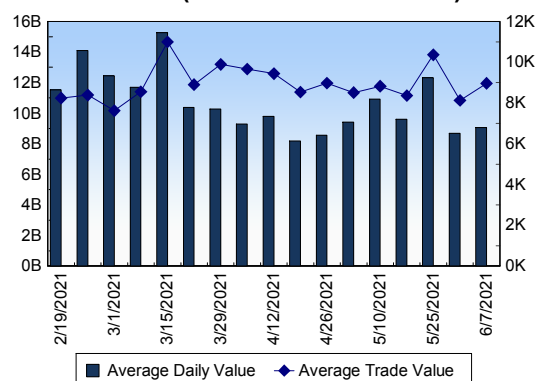
This report is published by TSX Inc. TSX Inc. does not guarantee either the completeness or the accuracy of this information. The information contained in this report is provided for informational purposes only and you agree not to rely upon the information contained in this report for any trading, business or financial purpose. These sheets are printed in Canada and issued by TSX Inc. under the express condition, to which everyone receiving or making use thereof assents, that no liability shall be incurred by TSX Inc. or its affiliated companies or any other vendor or donor, including, without limitation, for reliance on or for any errors or inaccuracies in this report. Neither TMX Group Limited, TSX Inc., nor any of their affiliated companies, guarantees the completeness of the information contained in this document and are not responsible for any errors or omission in or your use of, or reliance on, the information. This publication is under copyright. © 2015 TSX Inc. All rights reserved. Do not copy, distribute, sell or modify this publication without the prior written consent of TSX Inc. [www.tmx.com/trading](http://www.tmx.com/trading)

**TSX**

Daily Volume	310,535,732
Daily Value	\$7,027,921,607
Daily Trades	912,482
Daily Symbols Traded	2,050

**TSX ANONYMOUS TRADING**

Daily Volume	139,963,334
Daily Value	\$3,014,311,265
Average Trade Size	323
% TSX Volume	45.07 %

**TSX Volume****TSX Value ( in Canadian Dollars )****Top 20 TSX Symbols by Volume**

Symbol	TSX Volume	TSX Value
HUT	9,946,823	\$48,620,087
BB	7,808,081	\$132,621,883
ENB	7,452,491	\$359,673,645
XLY	6,991,195	\$1,833,682
AC	5,884,141	\$168,955,605
FIRE	5,145,975	\$1,858,332
MFC	5,016,957	\$124,310,563
SU	4,991,687	\$151,620,387
ROXG	4,836,217	\$10,489,860
CNQ	4,757,432	\$215,536,573
CVE	4,054,159	\$49,341,806
TRP	3,300,189	\$213,435,521
BCE	3,084,878	\$190,134,058
TVE	2,839,475	\$7,595,676
ARX	2,716,326	\$27,286,972
ABX	2,668,852	\$75,631,809
RY	2,557,108	\$321,625,337
WCP	2,495,869	\$15,941,372
TGOD	2,398,208	\$872,070
NWH.UN	2,371,964	\$30,482,424

**Top 20 TSX Symbols by Value**

Symbol	TSX Volume	TSX Value
ENB	7,452,491	\$359,673,645
RY	2,557,108	\$321,625,337
CNQ	4,757,432	\$215,536,573
TRP	3,300,189	\$213,435,521
BCE	3,084,878	\$190,134,058
AC	5,884,141	\$168,955,605
SU	4,991,687	\$151,620,387
CNR	1,085,493	\$146,043,236
TD	1,591,341	\$138,912,969
CM	960,183	\$138,719,732
BB	7,808,081	\$132,621,883
BNS	1,583,526	\$128,233,836
MFC	5,016,957	\$124,310,563
SHOP	81,653	\$123,186,903
BMO	931,234	\$118,288,972
FNV	432,003	\$79,623,217
ABX	2,668,852	\$75,631,809
TOU	2,277,988	\$74,026,522
POW	1,784,263	\$71,083,926
T	2,310,034	\$63,516,833

**ETF Trading**

Daily Volume	17,284,529	Average Trade Value	\$8,160
Daily Value	\$370,506,569	Average Trade Size	381
# Trades	45,404	# of ETFs Traded	762

**Top 10 ETFs by TSX Volume**

Symbol	Market Volume	Market Value
HND	1,982,354	\$12,813,781
XIU	1,524,049	\$46,195,132
XEG	965,462	\$8,797,157
HNU	906,202	\$8,097,654
BTCC.B	520,887	\$3,502,146
HOD	492,924	\$1,528,713
XGD	437,757	\$8,991,491
XIC	422,803	\$13,587,398
HUV	362,862	\$5,118,319
HGU	331,968	\$7,018,437

**Top 10 ETFs by TSX Value**

Symbol	Market Volume	Market Value
XIU	1,524,049	\$46,195,132
XQQ	164,885	\$18,012,802
ZSP	257,995	\$14,613,462
XIC	422,803	\$13,587,398
HND	1,982,354	\$12,813,781
VFV	102,844	\$9,417,337
XSP	203,081	\$9,291,414
XGD	437,757	\$8,991,491
XEG	965,462	\$8,797,157
XUT	283,010	\$8,529,371

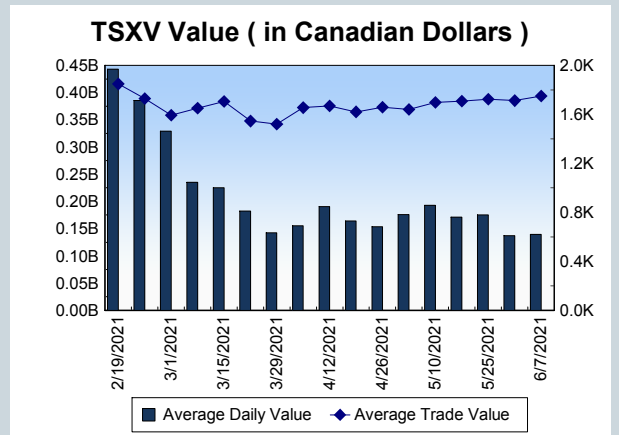
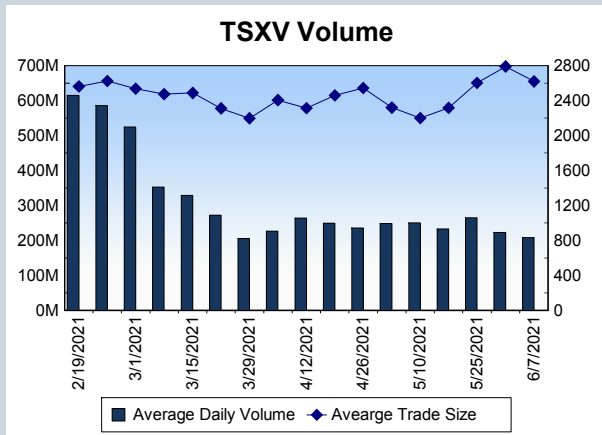
<b>Block Trades</b>	<b>Non Block Trades</b>
753	911,729

Top 5 Block Trade Brokers by Volume	
Broker	TSX Block Volume
NATIONAL BANK FINANCIAL	26,442,600
MERRILL LYNCH CANADA LT	12,770,200
RBC CAPITAL MARKETS	9,026,500
BMO NESBITT BURNS INC.	6,378,400
GOLDMAN SACHS CANADA I	4,951,100

Top 5 Block Trade Symbols by Volume	
Symbol	TSX Block Volume
ENB	4,966,400
MFC	2,753,600
CNQ	2,569,000
SU	2,323,200
TRP	2,211,100

TSXV	
Daily Volume	190,179,424
Daily Value	\$115,603,396
Daily Trades	66,356
Daily Symbols Traded	1,292

TSXV ANONYMOUS TRADING	
Daily Volume	75,858,093
Daily Value	\$54,465,434
Average Trade Size	3,117
% TSXV Volume	39.89%



Top 20 TSXV Symbols by Volume		
Symbol	TSXV Volume	TSXV Value
PUL	9,451,645	\$665,325
CLAS	6,313,231	\$191,965
LOVE	3,509,065	\$598,131
NSP	3,425,224	\$214,885
RTH	3,359,721	\$144,899
PQE	2,840,803	\$409,913
MGG	2,363,551	\$942,890
SSE	2,190,599	\$170,766
EGT	1,939,353	\$651,701
FSX	1,916,520	\$2,493,523
SGMD	1,774,498	\$1,740,993
BWR	1,641,000	\$83,585
AEC	1,593,293	\$258,062
NXS	1,524,063	\$91,439
MSLV	1,515,639	\$747,373
NUMI	1,508,643	\$1,563,207
ROE	1,354,229	\$531,192
CUSN	1,347,219	\$374,855
ARJN	1,328,667	\$76,637
QUIS	1,309,845	\$2,020,911

Top 20 TSXV Symbols by Value		
Symbol	TSXV Volume	TSXV Value
BITF	1,239,145	\$6,109,666
TOI	49,046	\$4,052,978
AMC	663,876	\$3,374,565
RECO	365,182	\$3,251,384
FIL	225,212	\$2,551,060
FSX	1,916,520	\$2,493,523
HIVE	840,445	\$2,448,082
NFG	193,533	\$2,442,539
QUIS	1,309,845	\$2,020,911
TSLV	1,049,687	\$1,927,042
SGMD	1,774,498	\$1,740,993
TAU	1,087,100	\$1,635,689
NUMI	1,508,643	\$1,563,207
HITI	154,325	\$1,470,966
STC	396,859	\$1,448,769
BNXA	308,302	\$1,231,486
NEXE	1,066,594	\$1,180,939
LI	612,765	\$1,043,211
PBX	1,274,365	\$1,011,001
SDE	176,620	\$993,864

Dark TSX/TSXV Trading			
Volume	13,860,900	Daily Trades	53,353
Value	317,039,840	Daily Symbols Traded	1,312