



June 10, 2021

For more information, email [trading\\_sales@tsx.com](mailto:trading_sales@tsx.com)  
 Visit our blog at <http://exchange.tmx.com/>

Indices	June 10 Close	Previous Close	Change	% Change
S&P/TSX Composite Index	20,049.47			%
S&P/TSX 60 Index	1,197.19			%
S&P/TSX Venture Composite	979.91			%
S&P/TSX Completion Index	1,218.07			%
S&P/TSX Smallcap Index	791.18			%

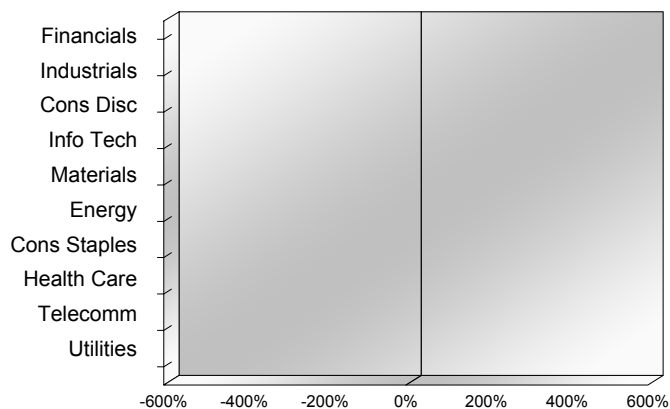
S&P/TSX Composite Index		
Advancers	Decliners	Unchanged
0	0	0

S&P/TSX Composite Index			
Top 10 Index Contributors		Top 10 Index Detractors	
Constituent	Index Contribution	Constituent	Index Contribution

S&P/TSX Composite Index			
Top 10 Advancers		Top 10 Decliners	
Constituent	Return	Constituent	Return
	%		%

S&P/TSX Composite Index				
Sector	# of Index Constituents	Weight	Market Cap (\$B)	Index Contribution
Financials	27	%	\$901.82	
Industrials	30	%	\$331.84	
Consumer Discretionary	13	%	\$112.38	
Information Technology	11	%	\$276.11	
Materials	52	%	\$366.41	
Energy	23	%	\$378.47	
Consumer Staples	13	%	\$103.81	
Health Care	10	%	\$40.88	
Communication Services	8	%	\$140.60	
Utilities	16	%	\$132.01	
<b>S&amp;P/TSX Composite Index</b>	<b>203</b>	<b>%</b>	<b>\$2,784.31</b>	

S&P/TSX Composite Index - Sectors Returns



This report is published by TSX Inc. TSX Inc. does not guarantee either the completeness or the accuracy of this information. The information contained in this report is provided for informational purposes only and you agree not to rely upon the information contained in this report for any trading, business or financial purpose. These sheets are printed in Canada and issued by TSX Inc. under the express condition, to which everyone receiving or making use thereof assents, that no liability shall be incurred by TSX Inc. or its affiliated companies or any other vendor or donor, including, without limitation, for reliance on or for any errors or inaccuracies in this report. Neither TMX Group Limited, TSX Inc., nor any of their affiliated companies, guarantees the completeness of the information contained in this document and are not responsible for any errors or omission in or your use of, or reliance on, the information. This publication is under copyright. © 2015 TSX Inc. All rights reserved. Do not copy, distribute, sell or modify this publication without the prior written consent of TSX Inc. [www.tmx.com/trading](http://www.tmx.com/trading)

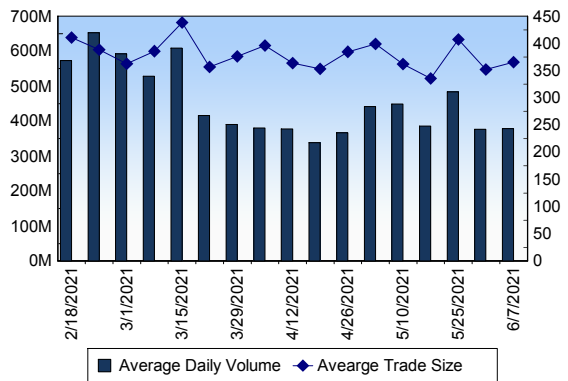
## TSX

Daily Volume	372,271,742
Daily Value	\$8,725,633,860
Daily Trades	1,024,888
Daily Symbols Traded	2,084

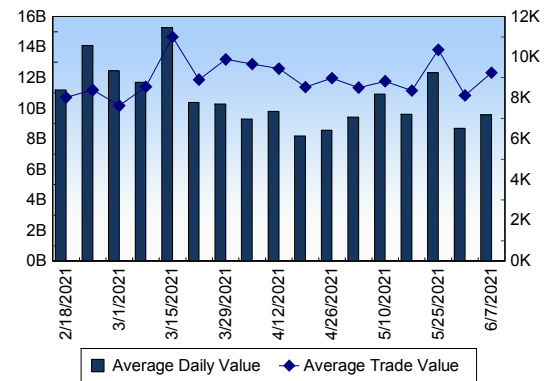
## TSX ANONYMOUS TRADING

Daily Volume	163,385,106
Daily Value	\$3,881,570,854
Average Trade Size	338
% TSX Volume	43.89 %

### TSX Volume



### TSX Value ( in Canadian Dollars )



### Top 20 TSX Symbols by Volume

Symbol	TSX Volume	TSX Value
CNQ	11,601,838	\$521,123,881
SU	11,191,750	\$339,283,706
BB	10,673,209	\$185,328,999
CVE	7,326,353	\$88,404,484
GWO	7,210,309	\$263,120,367
MFC	6,892,798	\$170,793,958
ENB	6,358,929	\$305,903,140
ROXG	5,763,439	\$12,664,064
BBD.B	5,685,400	\$6,114,304
CPG	5,336,406	\$30,126,601
BCE	4,378,055	\$268,758,469
TD	4,341,957	\$378,854,381
XLY	4,088,981	\$1,170,931
HUT	3,633,247	\$21,145,070
FIRE	3,521,655	\$1,270,963
BNS	3,515,035	\$284,550,686
PPL	3,406,568	\$135,718,271
T	3,207,375	\$87,986,679
BIR	3,102,122	\$12,371,848
TGOD	3,031,073	\$1,201,683

### Top 20 TSX Symbols by Value

Symbol	TSX Volume	TSX Value
CNQ	11,601,838	\$521,123,881
TD	4,341,957	\$378,854,381
SU	11,191,750	\$339,283,706
ENB	6,358,929	\$305,903,140
BNS	3,515,035	\$284,550,686
BCE	4,378,055	\$268,758,469
GWO	7,210,309	\$263,120,367
RY	1,808,292	\$225,866,048
BB	10,673,209	\$185,328,999
TRP	2,781,265	\$178,710,787
MFC	6,892,798	\$170,793,958
CM	1,105,750	\$159,749,092
BMO	1,089,142	\$138,674,374
PPL	3,406,568	\$135,718,271
CNR	940,784	\$125,738,974
SHOP	75,641	\$111,800,789
NA	1,108,882	\$101,767,892
FTS	1,688,183	\$95,144,703
NTR	1,204,045	\$94,178,239
CVE	7,326,353	\$88,404,484

### ETF Trading

Daily Volume	23,058,002	Average Trade Value	\$8,196
Daily Value	\$440,651,367	Average Trade Size	429
# Trades	53,761	# of ETFs Traded	786

### Top 10 ETFs by TSX Volume

Symbol	Market Volume	Market Value
XIU	1,723,919	\$52,052,489
XEG	1,649,417	\$14,893,694
HND	1,411,567	\$9,887,288
XGD	1,128,049	\$23,316,948
HNU	935,988	\$7,807,543
BTCC.B	907,931	\$6,063,241
HOD	575,837	\$1,825,431
ETHX.B	475,938	\$5,324,691
BTCC.U	429,155	\$3,005,457
HHL	397,319	\$3,286,790

### Top 10 ETFs by TSX Value

Symbol	Market Volume	Market Value
XIU	1,723,919	\$52,052,489
XGD	1,128,049	\$23,316,948
XEG	1,649,417	\$14,893,694
XUT	393,193	\$11,805,887
HQU	220,942	\$10,228,684
HND	1,411,567	\$9,887,288
XSP	205,673	\$9,403,710
VFV	98,274	\$8,952,621
ZEB	218,922	\$7,939,012
HNU	935,988	\$7,807,543

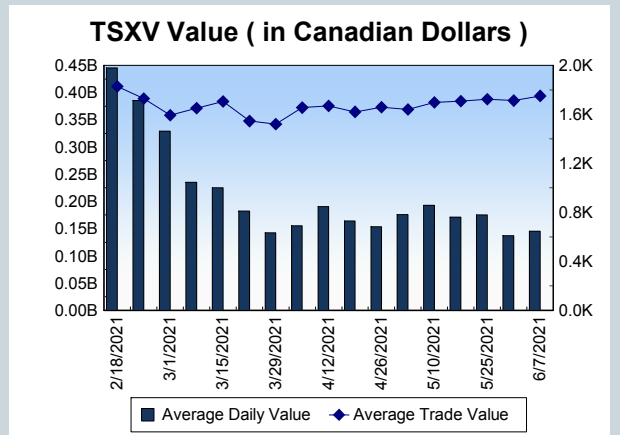
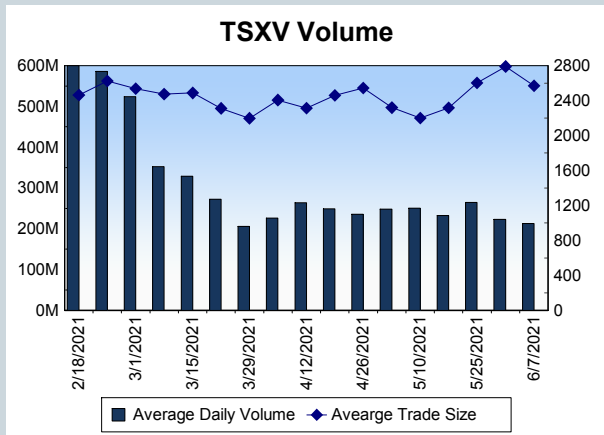
<b>Block Trades</b>	<b>Non Block Trades</b>
905	1,023,983

Top 5 Block Trade Brokers by Volume	
Broker	TSX Block Volume
RBC CAPITAL MARKETS	26,764,200
MORGAN STANLEY CANADA	13,560,700
MERRILL LYNCH CANADA LT	13,021,500
GOLDMAN SACHS CANADA I	12,545,200
SCOTIA CAPITAL INC.	9,003,800

Top 5 Block Trade Symbols by Volume	
Symbol	TSX Block Volume
CNQ	9,290,100
GWO	6,676,100
SU	4,904,000
ENB	3,913,800
MFC	3,041,500

TSXV	
Daily Volume	187,881,320
Daily Value	\$129,419,343
Daily Trades	72,824
Daily Symbols Traded	1,290

TSXV ANONYMOUS TRADING	
Daily Volume	82,526,282
Daily Value	\$63,447,089
Average Trade Size	3,012
% TSXV Volume	43.92%



Top 20 TSXV Symbols by Volume		
Symbol	TSXV Volume	TSXV Value
PUL	3,686,735	\$248,738
PQE	3,410,138	\$584,863
SGMD	2,365,260	\$2,028,222
SQG	2,183,599	\$32,754
NOT	1,838,730	\$576,627
LAB	1,756,315	\$2,658,469
SMN	1,675,497	\$1,550,995
OEE	1,645,234	\$55,047
EMO	1,641,516	\$1,391,861
NUMI	1,614,257	\$1,648,050
MSP	1,573,900	\$399,762
DM	1,563,591	\$354,513
CSTR	1,533,150	\$290,108
SOIL	1,512,700	\$242,025
HIVE	1,458,783	\$4,360,059
AL	1,344,757	\$124,875
DBG	1,306,610	\$967,739
PTU	1,283,883	\$173,362
SOU	1,280,600	\$110,099
CUSN	1,269,078	\$342,658

Top 20 TSXV Symbols by Value		
Symbol	TSXV Volume	TSXV Value
TOI	113,109	\$9,154,728
BITF	1,055,953	\$5,511,366
HIVE	1,458,783	\$4,360,059
AMC	693,120	\$3,302,376
FIL	236,825	\$2,722,658
LAB	1,756,315	\$2,658,469
STC	724,429	\$2,588,164
SGMD	2,365,260	\$2,028,222
GAME	132,280	\$1,907,589
NFG	145,170	\$1,883,749
RECO	202,872	\$1,758,983
NUMI	1,614,257	\$1,648,050
FOM	670,818	\$1,591,113
FD	106,384	\$1,576,045
SMN	1,675,497	\$1,550,995
EMO	1,641,516	\$1,391,861
TSLV	895,248	\$1,376,103
GMTN	543,920	\$1,349,212
VZLA	449,260	\$1,092,638
HITI	112,389	\$1,079,561

Dark TSX/TSXV Trading			
Volume	15,648,380	Daily Trades	56,690
Value	366,217,719	Daily Symbols Traded	1,372