



June 9, 2021

For more information, email trading_sales@tsx.com
 Visit our blog at <http://exchange.tmx.com/>

Indices	June 9 Close	Previous Close	Change	% Change
S&P/TSX Composite Index	20,002.27			%
S&P/TSX 60 Index	1,195.15			%
S&P/TSX Venture Composite	976.84			%
S&P/TSX Completion Index	1,212.33			%
S&P/TSX Smallcap Index	785.18			%

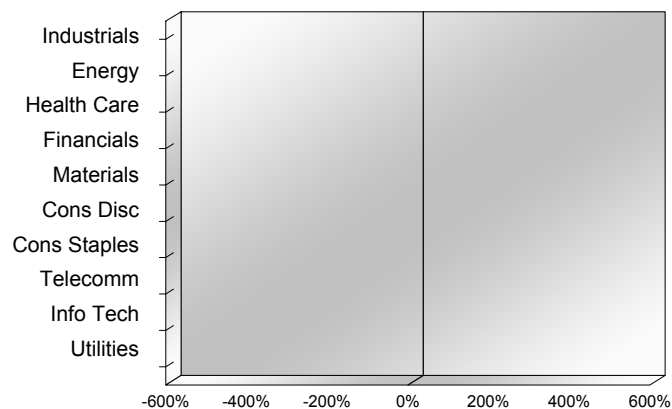
S&P/TSX Composite Index		
Advancers	Decliners	Unchanged
0	0	0

S&P/TSX Composite Index			
Top 10 Index Contributors		Top 10 Index Detractors	
Constituent	Index Contribution	Constituent	Index Contribution

S&P/TSX Composite Index			
Top 10 Advancers		Top 10 Decliners	
Constituent	Return	Constituent	Return
	%		%

S&P/TSX Composite Index				
Sector	# of Index Constituents	Weight	Market Cap (\$B)	Index Contribution
Industrials	30	%	\$331.25	
Energy	23	%	\$378.11	
Health Care	10	%	\$41.78	
Financials	27	%	\$903.99	
Materials	52	%	\$361.00	
Consumer Discretionary	13	%	\$112.46	
Consumer Staples	13	%	\$103.30	
Communication Services	8	%	\$140.73	
Information Technology	11	%	\$273.96	
Utilities	16	%	\$131.29	
S&P/TSX Composite Index	203	%	\$2,777.87	

S&P/TSX Composite Index - Sectors Returns



This report is published by TSX Inc. TSX Inc. does not guarantee either the completeness or the accuracy of this information. The information contained in this report is provided for informational purposes only and you agree not to rely upon the information contained in this report for any trading, business or financial purpose. These sheets are printed in Canada and issued by TSX Inc. under the express condition, to which everyone receiving or making use thereof assents, that no liability shall be incurred by TSX Inc. or its affiliated companies or any other vendor or donor, including, without limitation, for reliance on or for any errors or inaccuracies in this report. Neither TMX Group Limited, TSX Inc., nor any of their affiliated companies, guarantees the completeness of the information contained in this document and are not responsible for any errors or omission in or your use of, or reliance on, the information. This publication is under copyright. © 2015 TSX Inc. All rights reserved. Do not copy, distribute, sell or modify this publication without the prior written consent of TSX Inc. www.tmx.com/trading

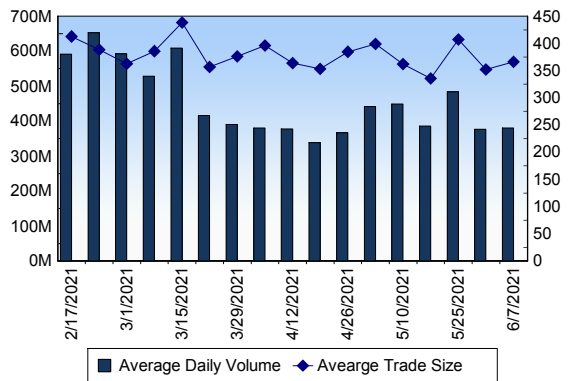
TSX

Daily Volume	373,069,155
Daily Value	\$9,208,709,584
Daily Trades	1,064,112
Daily Symbols Traded	2,089

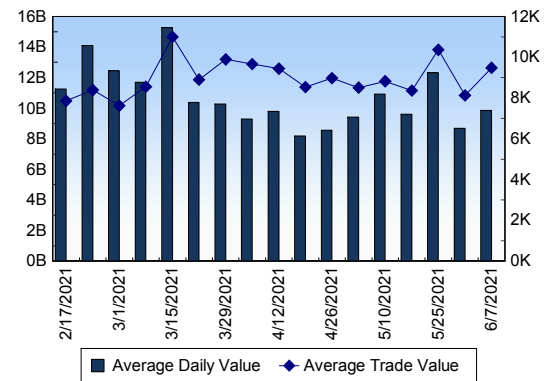
TSX ANONYMOUS TRADING

Daily Volume	161,669,499
Daily Value	\$3,965,955,063
Average Trade Size	335
% TSX Volume	43.33 %

TSX Volume



TSX Value (in Canadian Dollars)



Top 20 TSX Symbols by Volume

Symbol	TSX Volume	TSX Value
BB	11,670,973	\$216,226,496
XLY	10,701,653	\$3,221,786
CNQ	7,725,010	\$347,069,969
SU	7,229,571	\$219,822,182
IMO	6,830,647	\$281,705,011
CVE	6,510,190	\$78,279,554
RCI.B	6,102,196	\$381,831,330
T	5,802,041	\$159,514,214
TLRY	5,627,680	\$149,389,338
BCE	5,517,238	\$337,987,900
ARX	4,720,089	\$45,926,372
FIRE	4,517,756	\$1,668,247
BBD.B	4,407,121	\$4,767,558
BTE	4,340,473	\$9,198,077
AC	4,241,917	\$122,193,237
OGI	3,971,206	\$16,315,750
TCW	3,704,791	\$9,865,017
MFC	3,612,030	\$90,170,639
TD	3,603,895	\$314,676,900
RY	3,552,164	\$443,798,175

Top 20 TSX Symbols by Value

Symbol	TSX Volume	TSX Value
RY	3,552,164	\$443,798,175
RCI.B	6,102,196	\$381,831,330
CNQ	7,725,010	\$347,069,969
BCE	5,517,238	\$337,987,900
TD	3,603,895	\$314,676,900
IMO	6,830,647	\$281,705,011
SU	7,229,571	\$219,822,182
BB	11,670,973	\$216,226,496
TRP	3,035,371	\$195,638,644
BMO	1,404,784	\$178,800,694
BNS	2,144,635	\$173,480,309
CM	1,191,193	\$171,773,034
ENB	3,383,619	\$162,791,316
NA	1,759,677	\$161,635,006
T	5,802,041	\$159,514,214
TLRY	5,627,680	\$149,389,338
CNR	998,067	\$133,327,054
MG	1,086,427	\$129,362,041
AC	4,241,917	\$122,193,237
PPL	2,867,952	\$112,467,871

ETF Trading

Daily Volume	22,030,712	Average Trade Value	\$7,196
Daily Value	\$406,306,715	Average Trade Size	390
# Trades	56,463	# of ETFs Traded	792

Top 10 ETFs by TSX Volume

Symbol	Market Volume	Market Value
BTCC.B	1,912,815	\$12,428,560
XEG	1,456,150	\$13,096,383
XIU	1,268,281	\$38,214,043
HND	904,786	\$6,395,327
BTCC.U	818,909	\$5,571,456
ETHX.B	676,238	\$7,732,858
BTCC	657,652	\$4,893,220
HOD	549,924	\$1,741,656
ZEB	544,333	\$19,684,013
DLR	449,717	\$5,478,250

Top 10 ETFs by TSX Value

Symbol	Market Volume	Market Value
XIU	1,268,281	\$38,214,043
ZEB	544,333	\$19,684,013
XEG	1,456,150	\$13,096,383
BTCC.B	1,912,815	\$12,428,560
XSP	179,902	\$8,209,544
XIC	252,211	\$8,059,469
ETHX.B	676,238	\$7,732,858
VFV	84,553	\$7,691,723
XBB	238,218	\$7,582,583
HQU	151,669	\$6,949,537

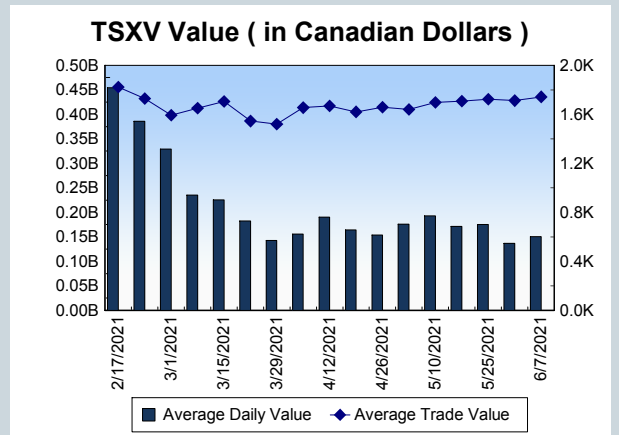
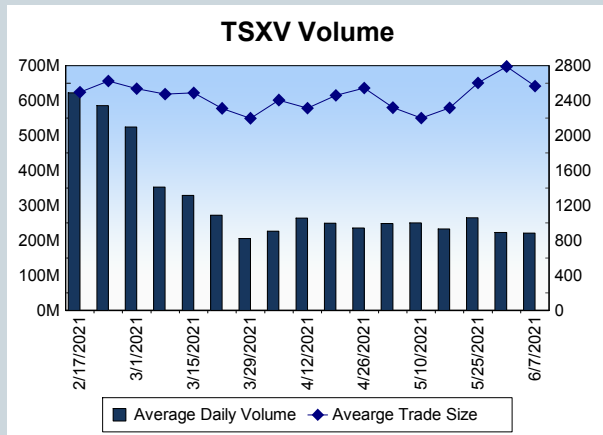
Block Trades	Non Block Trades
912	1,063,200

Top 5 Block Trade Brokers by Volume	
Broker	TSX Block Volume
GOLDMAN SACHS CANADA I	25,089,400
NATIONAL BANK FINANCIAL	18,268,500
RBC CAPITAL MARKETS	17,609,000
BMO NESBITT BURNS INC.	12,410,200
TD SECURITIES INC.	9,125,600

Top 5 Block Trade Symbols by Volume	
Symbol	TSX Block Volume
IMO	5,974,700
RCI.B	5,449,400
CNQ	5,215,600
BCE	4,202,400
T	3,763,300

TSXV	
Daily Volume	213,115,897
Daily Value	\$152,638,061
Daily Trades	83,638
Daily Symbols Traded	1,279

TSXV ANONYMOUS TRADING	
Daily Volume	94,717,647
Daily Value	\$72,850,952
Average Trade Size	2,965
% TSXV Volume	44.44%



Top 20 TSXV Symbols by Volume		
Symbol	TSXV Volume	TSXV Value
PUL	6,105,062	\$337,177
PQE	4,537,434	\$758,279
SGMD	3,859,020	\$2,366,035
CSTR	3,755,040	\$709,152
TZR	3,556,464	\$35,061
FOXG	3,252,000	\$195,580
NUMI	2,290,905	\$2,310,215
HIVE	2,210,270	\$6,629,456
AEC	2,185,521	\$353,785
TBX	1,980,962	\$1,921,560
DMGI	1,967,510	\$1,682,919
AAG	1,909,375	\$974,700
RUM	1,900,748	\$358,586
FCC	1,777,661	\$529,118
NDA	1,742,701	\$1,017,501
SIC	1,715,581	\$1,214,508
NRTH	1,557,519	\$291,756
FOM	1,484,548	\$3,540,532
STC	1,440,037	\$4,981,570
SXL	1,424,100	\$143,574

Top 20 TSXV Symbols by Value		
Symbol	TSXV Volume	TSXV Value
TOI	120,442	\$9,451,092
NFG	667,131	\$8,576,115
HIVE	2,210,270	\$6,629,456
BITF	1,016,311	\$5,405,496
STC	1,440,037	\$4,981,570
FOM	1,484,548	\$3,540,532
GAME	183,324	\$2,579,416
NLC	801,709	\$2,419,399
SGMD	3,859,020	\$2,366,035
NUMI	2,290,905	\$2,310,215
RECO	253,623	\$2,236,967
FD	140,429	\$2,077,397
LAB	1,298,576	\$2,051,895
TBX	1,980,962	\$1,921,560
OCO	550,829	\$1,741,744
DMGI	1,967,510	\$1,682,919
FIL	140,831	\$1,569,023
QUIS	1,127,291	\$1,564,935
HITI	152,857	\$1,494,128
GMTN	567,710	\$1,460,394

Dark TSX/TSXV Trading			
Volume	16,086,850	Daily Trades	62,419
Value	405,800,987	Daily Symbols Traded	1,381