



June 7, 2021

For more information, email trading_sales@tsx.com
 Visit our blog at <http://exchange.tmx.com/>

Indices	June 7 Close	Previous Close	Change	% Change
S&P/TSX Composite Index	20,035.30			%
S&P/TSX 60 Index	1,199.33			%
S&P/TSX Venture Composite	977.05			%
S&P/TSX Completion Index	1,206.23			%
S&P/TSX Smallcap Index	782.66			%

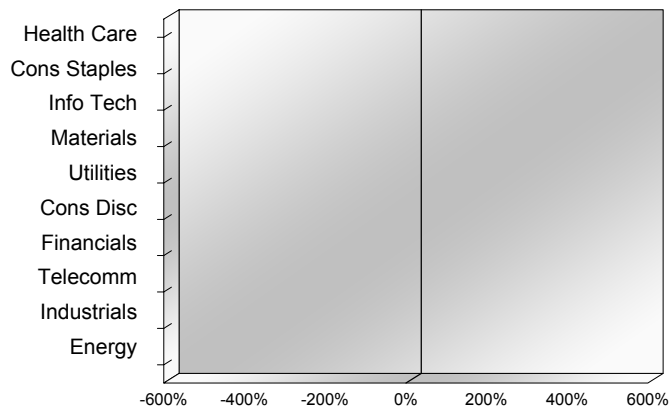
S&P/TSX Composite Index		
Advancers	Decliners	Unchanged
0	0	0

S&P/TSX Composite Index			
Top 10 Index Contributors		Top 10 Index Detractors	
Constituent	Index Contribution	Constituent	Index Contribution

S&P/TSX Composite Index			
Top 10 Advancers		Top 10 Decliners	
Constituent	Return	Constituent	Return
	%		%

S&P/TSX Composite Index				
Sector	# of Index Constituents	Weight	Market Cap (\$B)	Index Contribution
Health Care	10	%	\$40.73	
Consumer Staples	13	%	\$103.74	
Information Technology	11	%	\$275.00	
Materials	52	%	\$362.14	
Utilities	16	%	\$130.73	
Consumer Discretionary	13	%	\$112.96	
Financials	27	%	\$910.11	
Communication Services	8	%	\$142.04	
Industrials	30	%	\$329.47	
Energy	23	%	\$376.26	
S&P/TSX Composite Index	203	%	\$2,783.18	

S&P/TSX Composite Index - Sectors Returns



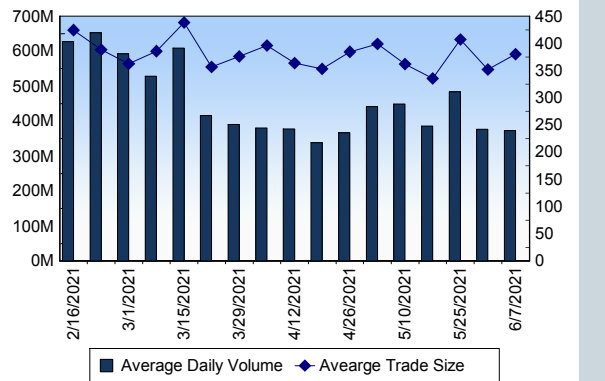
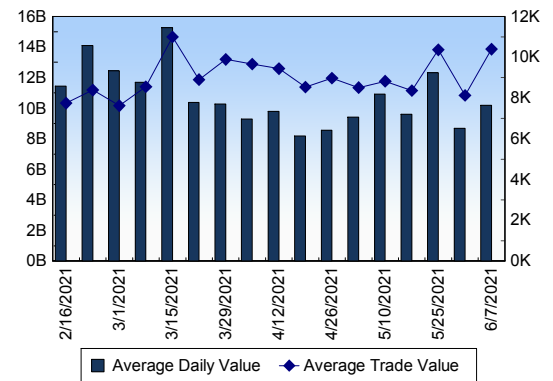
This report is published by TSX Inc. TSX Inc. does not guarantee either the completeness or the accuracy of this information. The information contained in this report is provided for informational purposes only and you agree not to rely upon the information contained in this report for any trading, business or financial purpose. These sheets are printed in Canada and issued by TSX Inc. under the express condition, to which everyone receiving or making use thereof assents, that no liability shall be incurred by TSX Inc. or its affiliated companies or any other vendor or donor, including, without limitation, for reliance on or for any errors or inaccuracies in this report. Neither TMX Group Limited, TSX Inc., nor any of their affiliated companies, guarantees the completeness of the information contained in this document and are not responsible for any errors or omission in or your use of, or reliance on, the information. This publication is under copyright. © 2015 TSX Inc. All rights reserved. Do not copy, distribute, sell or modify this publication without the prior written consent of TSX Inc. www.tmx.com/trading

TSX

Daily Volume	372,704,439
Daily Value	\$10,192,008,186
Daily Trades	980,535
Daily Symbols Traded	2,061

TSX ANONYMOUS TRADING

Daily Volume	140,557,128
Daily Value	\$3,801,749,106
Average Trade Size	306
% TSX Volume	37.71 %

TSX Volume**TSX Value (in Canadian Dollars)****Top 20 TSX Symbols by Volume**

Symbol	TSX Volume	TSX Value
BCE	19,068,223	\$1,169,270,362
BB	15,960,932	\$298,119,257
SU	15,199,474	\$466,529,294
CNQ	9,933,991	\$450,024,031
ENB	7,964,783	\$379,874,603
MFC	6,856,849	\$172,368,877
UEX	5,551,336	\$2,521,228
SLF	5,312,991	\$345,165,909
CVE	4,770,092	\$54,290,400
PMN	4,759,683	\$1,186,055
TRP	4,481,828	\$287,008,710
POW	4,195,632	\$166,652,688
CPG	4,153,052	\$23,696,780
ABX	3,796,609	\$107,267,167
AC	3,422,200	\$93,035,924
FIRE	3,415,678	\$1,211,665
HBM	3,261,159	\$28,863,442
PPL	3,177,423	\$122,087,378
WELL	3,063,772	\$23,383,064
WCP	3,062,904	\$19,083,435

Top 20 TSX Symbols by Value

Symbol	TSX Volume	TSX Value
BCE	19,068,223	\$1,169,270,362
SU	15,199,474	\$466,529,294
CNQ	9,933,991	\$450,024,031
ENB	7,964,783	\$379,874,603
SLF	5,312,991	\$345,165,909
BB	15,960,932	\$298,119,257
TRP	4,481,828	\$287,008,710
SHOP	183,645	\$270,971,338
RY	1,977,283	\$249,188,076
CM	1,462,315	\$212,274,516
CNR	1,567,604	\$211,333,429
TD	2,220,366	\$195,333,820
MFC	6,856,849	\$172,368,877
BNS	2,073,914	\$168,337,050
POW	4,195,632	\$166,652,688
BMO	1,078,788	\$138,619,538
PPL	3,177,423	\$122,087,378
NA	1,293,425	\$120,241,797
ABX	3,796,609	\$107,267,167
GWO	2,895,334	\$106,856,925

ETF Trading

Daily Volume	18,159,894	Average Trade Value	\$6,767
Daily Value	\$373,925,997	Average Trade Size	329
# Trades	55,259	# of ETFs Traded	790

Top 10 ETFs by TSX Volume

Symbol	Market Volume	Market Value
BTCC.B	1,173,894	\$7,568,040
XIU	1,025,154	\$30,962,452
HND	928,267	\$6,907,834
XEG	889,730	\$7,977,552
HNU	663,859	\$5,208,899
BTCC.U	459,648	\$3,122,592
DLR	421,063	\$5,122,534
ETHX.B	415,097	\$5,109,259
BTCC	393,270	\$2,949,767
XSP	368,471	\$16,783,302

Top 10 ETFs by TSX Value

Symbol	Market Volume	Market Value
XIU	1,025,154	\$30,962,452
XSP	368,471	\$16,783,302
ZQQ	95,052	\$9,449,751
VFV	96,475	\$8,751,000
XEG	889,730	\$7,977,552
BTCC.B	1,173,894	\$7,568,040
HND	928,267	\$6,907,834
XIC	209,404	\$6,692,609
XGD	310,290	\$6,344,284
ZCN	229,555	\$6,200,227

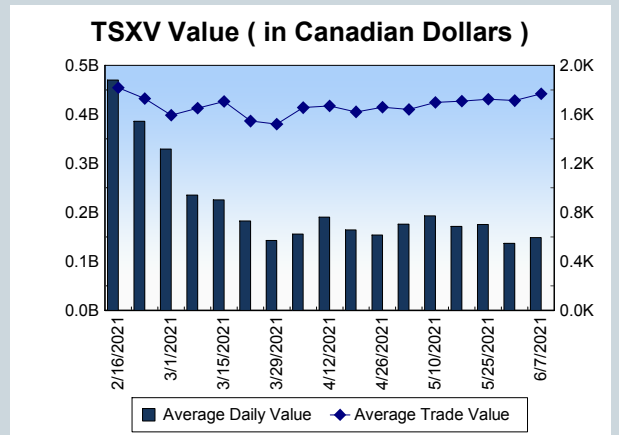
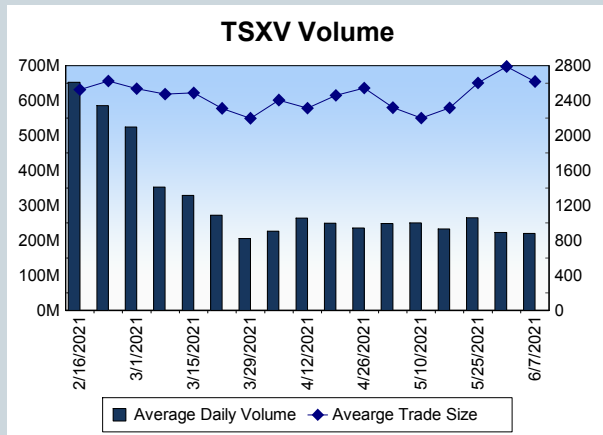
Block Trades	Non Block Trades
989	979,546

Top 5 Block Trade Brokers by Volume	
Broker	TSX Block Volume
NATIONAL BANK FINANCIAL	30,619,400
RBC CAPITAL MARKETS	25,397,300
BMO NESBITT BURNS INC.	20,408,420
MORGAN STANLEY CANADA	17,098,500
GOLDMAN SACHS CANADA I	16,076,200

Top 5 Block Trade Symbols by Volume	
Symbol	TSX Block Volume
BCE	17,596,500
SU	11,918,400
CNQ	8,005,100
ENB	5,516,700
MFC	4,872,300

TSXV	
Daily Volume	220,034,718
Daily Value	\$148,640,949
Daily Trades	84,052
Daily Symbols Traded	1,305

TSXV ANONYMOUS TRADING	
Daily Volume	97,264,102
Daily Value	\$81,827,374
Average Trade Size	3,155
% TSXV Volume	44.20%



Top 20 TSXV Symbols by Volume		
Symbol	TSXV Volume	TSXV Value
PQE	7,085,717	\$1,531,846
GOE	4,587,172	\$415,563
TAL	3,711,369	\$820,788
PUL	3,211,011	\$128,938
LAB	2,835,504	\$4,847,267
MSLV	2,681,389	\$1,245,247
SSE	2,666,186	\$263,687
CSTR	2,653,891	\$520,495
UPI	2,594,137	\$702,611
LMR	2,515,464	\$366,211
ISD	2,453,961	\$321,539
RTI	2,228,904	\$191,901
PEI	2,168,800	\$121,415
TVI	2,157,639	\$108,535
GLDN	1,993,989	\$775,378
NUMI	1,766,459	\$1,676,994
DM	1,719,171	\$408,739
SIC	1,675,544	\$1,214,199
AFM	1,524,153	\$1,159,030
SOIL	1,478,954	\$252,255

Top 20 TSXV Symbols by Value		
Symbol	TSXV Volume	TSXV Value
GIP	1,402,360	\$13,271,460
LAB	2,835,504	\$4,847,267
FIL	392,764	\$4,384,545
TOI	52,089	\$4,068,236
HIVE	1,316,341	\$3,912,979
BITF	567,051	\$3,050,110
RECO	324,155	\$2,981,652
NFG	213,075	\$2,787,667
GAME	159,242	\$2,021,500
SVA	1,200,651	\$1,886,527
FOM	778,967	\$1,779,445
FD	109,624	\$1,706,080
NUMI	1,766,459	\$1,676,994
HITI	168,161	\$1,666,391
DGHI	856,490	\$1,645,555
NOU	110,894	\$1,565,667
PQE	7,085,717	\$1,531,846
GBR	86,778	\$1,440,415
MSLV	2,681,389	\$1,245,247
PGM	752,717	\$1,243,514

Dark TSX/TSXV Trading			
Volume	13,055,190	Daily Trades	53,019
Value	321,427,424	Daily Symbols Traded	1,354