



June 4, 2021

For more information, email trading_sales@tsx.com
 Visit our blog at <http://exchange.tmx.com/>

Indices	June 4 Close	Previous Close	Change	% Change
S&P/TSX Composite Index	20,029.19			%
S&P/TSX 60 Index	1,199.19			%
S&P/TSX Venture Composite	978.01			%
S&P/TSX Completion Index	1,205.01			%
S&P/TSX Smallcap Index	779.36			%

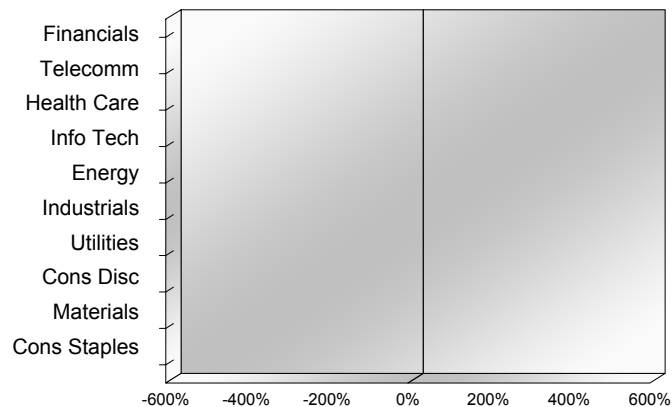
S&P/TSX Composite Index		
Advancers	Decliners	Unchanged
0	0	0

S&P/TSX Composite Index			
Top 10 Index Contributors		Top 10 Index Detractors	
Constituent	Index Contribution	Constituent	Index Contribution

S&P/TSX Composite Index			
Top 10 Advancers		Top 10 Decliners	
Constituent	Return	Constituent	Return
	%		%

S&P/TSX Composite Index				
Sector	# of Index Constituents	Weight	Market Cap (\$B)	Index Contribution
Financials	27	%	\$911.41	
Communication Services	8	%	\$141.32	
Health Care	10	%	\$39.25	
Information Technology	11	%	\$270.97	
Energy	23	%	\$374.76	
Industrials	30	%	\$332.56	
Utilities	16	%	\$130.38	
Consumer Discretionary	13	%	\$114.84	
Materials	52	%	\$364.13	
Consumer Staples	13	%	\$103.62	
S&P/TSX Composite Index	203	%	\$2,783.22	

S&P/TSX Composite Index - Sectors Returns



This report is published by TSX Inc. TSX Inc. does not guarantee either the completeness or the accuracy of this information. The information contained in this report is provided for informational purposes only and you agree not to rely upon the information contained in this report for any trading, business or financial purpose. These sheets are printed in Canada and issued by TSX Inc. under the express condition, to which everyone receiving or making use thereof assents, that no liability shall be incurred by TSX Inc. or its affiliated companies or any other vendor or donor, including, without limitation, for reliance on or for any errors or inaccuracies in this report. Neither TMX Group Limited, TSX Inc., nor any of their affiliated companies, guarantees the completeness of the information contained in this document and are not responsible for any errors or omission in or your use of, or reliance on, the information. This publication is under copyright. © 2015 TSX Inc. All rights reserved. Do not copy, distribute, sell or modify this publication without the prior written consent of TSX Inc. www.tmx.com/trading

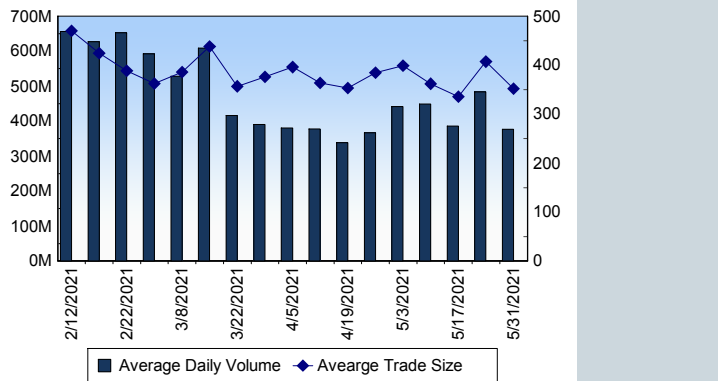
TSX

Daily Volume	325,787,646
Daily Value	\$7,664,194,557
Daily Trades	943,925
Daily Symbols Traded	2,031

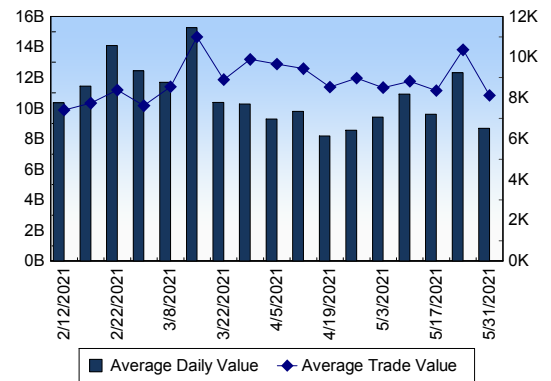
TSX ANONYMOUS TRADING

Daily Volume	125,266,890
Daily Value	\$3,041,390,215
Average Trade Size	280
% TSX Volume	38.45 %

TSX Volume



TSX Value (in Canadian Dollars)



Top 20 TSX Symbols by Volume

Symbol	TSX Volume	TSX Value
BB	16,880,082	\$298,595,120
GWO	8,698,543	\$321,759,007
SU	7,551,071	\$231,642,020
CVE	6,658,547	\$75,334,696
BBD.B	5,922,704	\$6,257,452
POW	4,816,335	\$193,003,307
ENB	4,578,974	\$215,451,757
RCI.B	4,240,517	\$267,415,482
BCE	4,093,467	\$249,868,044
CNQ	3,970,962	\$179,799,969
FIRE	3,447,346	\$1,191,223
BTE	3,326,564	\$6,890,292
MFC	3,004,352	\$75,771,438
NGD	2,944,391	\$7,524,341
DML	2,929,999	\$4,668,830
ABX	2,802,865	\$79,467,642
TVE	2,726,210	\$7,510,967
CPG	2,639,314	\$15,328,084
PPL	2,633,693	\$100,941,010
DBO	2,576,521	\$320,840

Top 20 TSX Symbols by Value

Symbol	TSX Volume	TSX Value
GWO	8,698,543	\$321,759,007
BB	16,880,082	\$298,595,120
RCI.B	4,240,517	\$267,415,482
BCE	4,093,467	\$249,868,044
SU	7,551,071	\$231,642,020
ENB	4,578,974	\$215,451,757
IFC	1,217,748	\$208,359,289
RY	1,541,921	\$194,228,814
POW	4,816,335	\$193,003,307
CNQ	3,970,962	\$179,799,969
TD	1,772,319	\$155,632,322
CNR	1,090,984	\$148,102,286
BMO	1,096,816	\$140,403,958
BNS	1,702,421	\$138,218,861
TRP	2,043,371	\$129,504,856
WFG	1,315,843	\$117,541,220
CM	801,224	\$116,021,794
NTR	1,365,361	\$106,166,388
PPL	2,633,693	\$100,941,010
SHOP	68,052	\$99,575,726

ETF Trading

Daily Volume	20,281,338	Average Trade Value	\$7,627
Daily Value	\$390,496,510	Average Trade Size	396
# Trades	51,199	# of ETFs Traded	773

Top 10 ETFs by TSX Volume

Symbol	Market Volume	Market Value
HND	1,313,816	\$9,681,535
XIU	1,211,896	\$36,557,664
XEG	1,185,740	\$10,601,996
BTCC.B	986,856	\$6,564,072
HNU	928,307	\$7,301,086
XSB	682,997	\$19,055,024
ETHX.U	469,067	\$5,796,274
ETHX.B	429,395	\$5,123,699
XGD	395,097	\$8,119,121
HQD	391,071	\$3,186,580

Top 10 ETFs by TSX Value

Symbol	Market Volume	Market Value
XIU	1,211,896	\$36,557,664
XSB	682,997	\$19,055,024
HQU	238,396	\$10,746,560
XFN	228,648	\$10,704,781
XEG	1,185,740	\$10,601,996
HND	1,313,816	\$9,681,535
ZEB	259,198	\$9,446,219
XSP	189,561	\$8,631,557
XIC	257,384	\$8,218,718
XGD	395,097	\$8,119,121

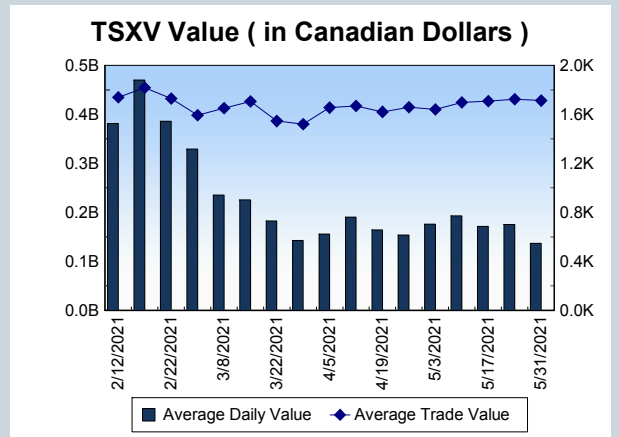
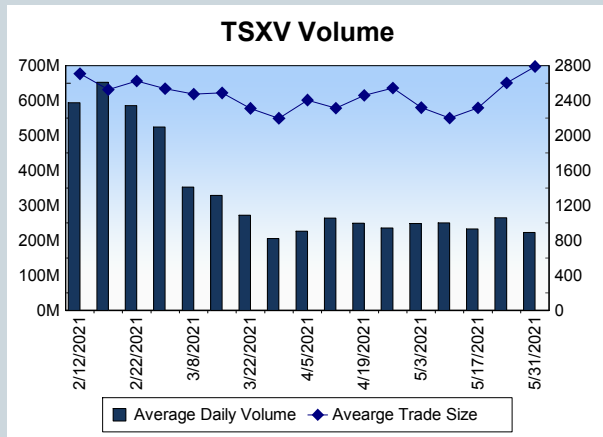
Block Trades	Non Block Trades
709	943,216

Top 5 Block Trade Brokers by Volume	
Broker	TSX Block Volume
RBC CAPITAL MARKETS	15,440,600
NATIONAL BANK FINANCIAL	14,812,700
MERRILL LYNCH CANADA LT	11,754,900
SCOTIA CAPITAL INC.	8,496,400
TD SECURITIES INC.	7,236,700

Top 5 Block Trade Symbols by Volume	
Symbol	TSX Block Volume
GWO	8,111,800
POW	4,044,600
RCI.B	3,814,600
SU	3,546,100
BCE	2,830,400

TSXV	
Daily Volume	205,201,541
Daily Value	\$128,357,202
Daily Trades	73,394
Daily Symbols Traded	1,292

TSXV ANONYMOUS TRADING	
Daily Volume	84,809,021
Daily Value	\$63,643,719
Average Trade Size	3,033
% TSXV Volume	41.33%



Top 20 TSXV Symbols by Volume		
Symbol	TSXV Volume	TSXV Value
PUL	8,701,351	\$329,521
NBM	5,933,262	\$1,956,486
CSTR	3,623,719	\$684,256
NUG	3,610,761	\$528,984
FPX	2,887,850	\$1,741,238
SSE	2,756,185	\$237,394
MSLV	2,679,480	\$1,359,269
PQE	2,243,115	\$435,908
LAB	1,923,930	\$2,707,202
AAZ	1,856,463	\$127,002
ISD	1,845,310	\$160,834
GSHR	1,776,630	\$1,449,098
RDS	1,392,810	\$363,394
NOT	1,389,862	\$459,488
NICL	1,348,137	\$163,348
FFOX	1,303,300	\$441,347
RMI	1,268,760	\$124,362
EGM	1,264,493	\$48,795
ZONE	1,260,594	\$98,925
GER	1,237,066	\$93,453

Top 20 TSXV Symbols by Value		
Symbol	TSXV Volume	TSXV Value
FIL	696,072	\$7,251,468
NFG	329,422	\$4,176,651
STC	1,162,624	\$3,616,864
TOI	45,110	\$3,559,725
RECO	370,060	\$3,431,321
HIVE	1,042,651	\$3,124,367
LAB	1,923,930	\$2,707,202
BITF	406,461	\$2,187,531
NBM	5,933,262	\$1,956,486
FD	110,562	\$1,817,729
HITI	176,270	\$1,801,656
FPX	2,887,850	\$1,741,238
GSHR	1,776,630	\$1,449,098
MSLV	2,679,480	\$1,359,269
NOU	93,999	\$1,336,401
FOM	554,161	\$1,184,658
NEXE	814,593	\$1,046,722
AZM	493,191	\$1,041,555
PGM	637,569	\$1,024,356
ETMC	485,335	\$915,723

Dark TSX/TSXV Trading			
Volume	15,118,320	Daily Trades	56,641
Value	371,561,751	Daily Symbols Traded	1,373