



June 2, 2021

For more information, email trading_sales@tsx.com
 Visit our blog at <http://exchange.tmx.com/>

Indices	June 2 Close	Previous Close	Change	% Change
S&P/TSX Composite Index	19,971.15			%
S&P/TSX 60 Index	1,194.77			%
S&P/TSX Venture Composite	973.54			%
S&P/TSX Completion Index	1,204.99			%
S&P/TSX Smallcap Index	782.04			%

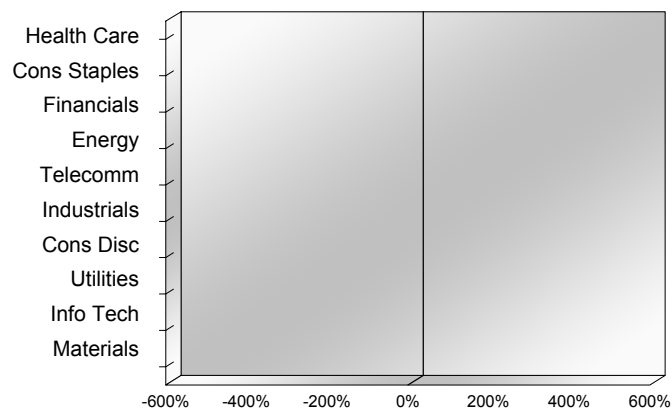
S&P/TSX Composite Index		
Advancers	Decliners	Unchanged
0	0	0

S&P/TSX Composite Index			
Top 10 Index Contributors		Top 10 Index Detractors	
Constituent	Index Contribution	Constituent	Index Contribution

S&P/TSX Composite Index			
Top 10 Advancers		Top 10 Decliners	
Constituent	Return	Constituent	Return
	%		%

S&P/TSX Composite Index				
Sector	# of Index Constituents	Weight	Market Cap (\$B)	Index Contribution
Health Care	10	%	\$40.32	
Consumer Staples	13	%	\$103.86	
Financials	27	%	\$907.90	
Energy	23	%	\$369.63	
Communication Services	8	%	\$139.77	
Industrials	30	%	\$331.56	
Consumer Discretionary	13	%	\$113.58	
Utilities	16	%	\$128.90	
Information Technology	11	%	\$272.41	
Materials	52	%	\$366.55	
S&P/TSX Composite Index	203	%	\$2,774.48	

S&P/TSX Composite Index - Sectors Returns



This report is published by TSX Inc. TSX Inc. does not guarantee either the completeness or the accuracy of this information. The information contained in this report is provided for informational purposes only and you agree not to rely upon the information contained in this report for any trading, business or financial purpose. These sheets are printed in Canada and issued by TSX Inc. under the express condition, to which everyone receiving or making use thereof assents, that no liability shall be incurred by TSX Inc. or its affiliated companies or any other vendor or donor, including, without limitation, for reliance on or for any errors or inaccuracies in this report. Neither TMX Group Limited, TSX Inc., nor any of their affiliated companies, guarantees the completeness of the information contained in this document and are not responsible for any errors or omission in or your use of, or reliance on, the information. This publication is under copyright. © 2015 TSX Inc. All rights reserved. Do not copy, distribute, sell or modify this publication without the prior written consent of TSX Inc. www.tmx.com/trading

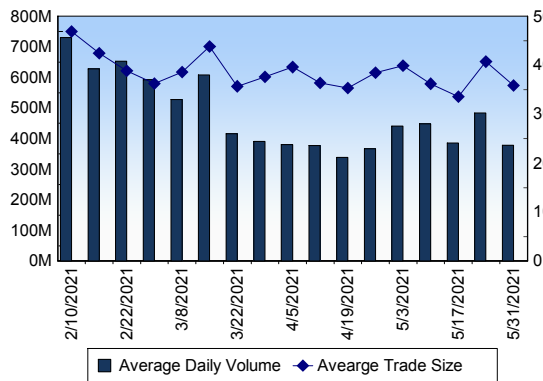
TSX

Daily Volume	434,671,026
Daily Value	\$9,560,841,859
Daily Trades	1,272,678
Daily Symbols Traded	2,090

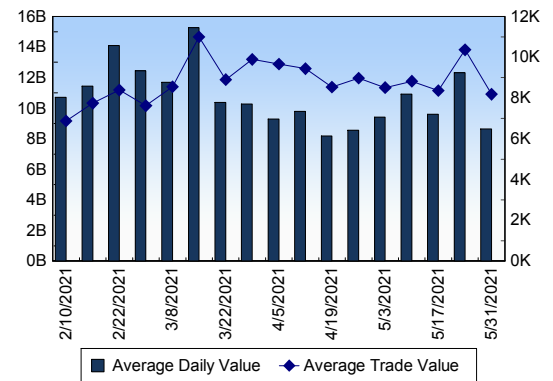
TSX ANONYMOUS TRADING

Daily Volume	183,130,421
Daily Value	\$4,244,014,560
Average Trade Size	300
% TSX Volume	42.13 %

TSX Volume



TSX Value (in Canadian Dollars)



Top 20 TSX Symbols by Volume

Symbol	TSX Volume	TSX Value
BB	37,119,145	\$625,226,914
BTE	13,467,224	\$28,702,829
ZENA	9,714,483	\$1,452,194
SU	8,777,137	\$265,502,997
CVE	7,111,553	\$78,695,241
CPG	7,072,884	\$40,229,546
ENB	6,109,809	\$285,985,770
CNQ	5,710,919	\$255,565,105
IPL	5,691,323	\$115,101,878
MFC	5,020,612	\$126,454,903
BBD.B	4,790,379	\$4,715,290
GWO	4,696,367	\$173,080,796
WCP	4,494,805	\$28,459,638
ROXG	4,185,735	\$9,721,494
RCI.B	3,869,529	\$240,212,247
PPL	3,639,064	\$139,325,731
ABX	3,557,685	\$103,789,795
BNS	3,526,261	\$288,288,141
SLF	3,303,039	\$215,002,080
OGI	3,256,957	\$12,141,769

Top 20 TSX Symbols by Value

Symbol	TSX Volume	TSX Value
BB	37,119,145	\$625,226,914
BNS	3,526,261	\$288,288,141
ENB	6,109,809	\$285,985,770
RY	2,170,790	\$273,299,590
SU	8,777,137	\$265,502,997
CNQ	5,710,919	\$255,565,105
RCI.B	3,869,529	\$240,212,247
CM	1,521,166	\$219,771,995
TD	2,471,798	\$216,873,720
SLF	3,303,039	\$215,002,080
CNR	1,411,613	\$190,447,570
SHOP	118,553	\$176,164,298
GWO	4,696,367	\$173,080,796
BMO	1,279,750	\$163,511,737
PPL	3,639,064	\$139,325,731
BCE	2,267,710	\$137,323,171
NA	1,419,257	\$131,574,318
TRP	2,068,312	\$128,877,968
MFC	5,020,612	\$126,454,903
IPL	5,691,323	\$115,101,878

ETF Trading

Daily Volume	23,102,368	Average Trade Value	\$7,567
Daily Value	\$441,689,332	Average Trade Size	396
# Trades	58,370	# of ETFs Traded	802

Top 10 ETFs by TSX Volume

Symbol	Market Volume	Market Value
XIU	2,135,243	\$64,394,880
XEG	2,000,303	\$17,791,322
BTCC.B	1,099,731	\$7,482,078
HND	1,080,373	\$8,023,235
HED	901,253	\$1,849,934
HOD	762,854	\$2,530,028
ETHX.B	511,179	\$6,283,492
DLR	507,743	\$6,166,884
HNU	498,314	\$3,945,760
XGD	489,374	\$10,233,331

Top 10 ETFs by TSX Value

Symbol	Market Volume	Market Value
XIU	2,135,243	\$64,394,880
XEG	2,000,303	\$17,791,322
ZEB	405,129	\$14,760,918
XIC	455,891	\$14,536,011
VFV	117,345	\$10,576,193
XGD	489,374	\$10,233,331
HXT	199,622	\$9,292,502
HND	1,080,373	\$8,023,235
BTCC.B	1,099,731	\$7,482,078
XFN	142,968	\$6,685,986

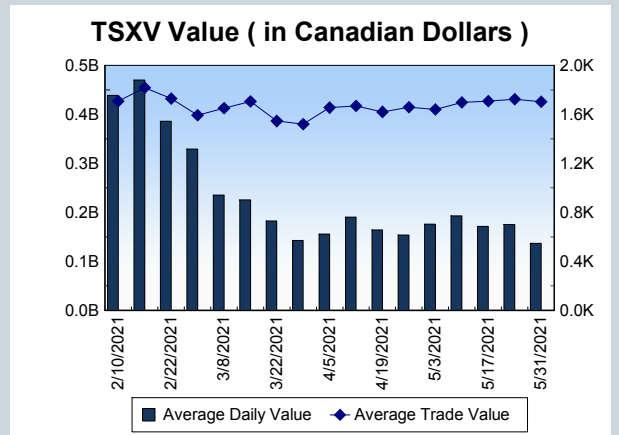
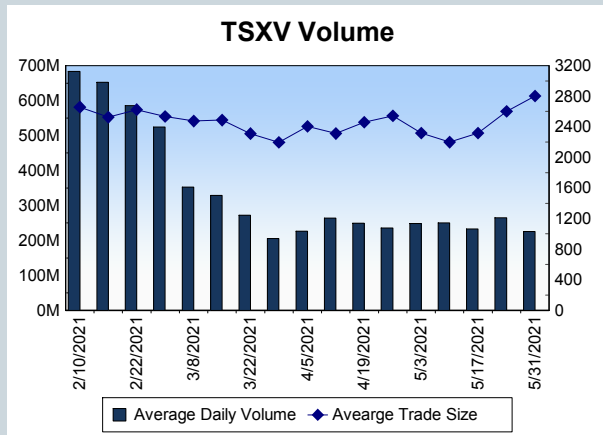
Block Trades	Non Block Trades
1,161	1,271,517

Top 5 Block Trade Brokers by Volume	
Broker	TSX Block Volume
RBC CAPITAL MARKETS	13,514,600
NATIONAL BANK FINANCIAL	9,898,200
TD SECURITIES INC.	8,065,000
BMO NESBITT BURNS INC.	7,634,100
SCOTIA CAPITAL INC.	5,617,000

Top 5 Block Trade Symbols by Volume	
Symbol	TSX Block Volume
GWO	4,067,500
RCI.B	3,249,100
BTE	3,190,300
SLF	2,583,900
ENB	2,379,500

TSXV	
Daily Volume	235,200,615
Daily Value	\$148,806,168
Daily Trades	88,651
Daily Symbols Traded	1,295

TSXV ANONYMOUS TRADING	
Daily Volume	107,533,043
Daily Value	\$70,887,692
Average Trade Size	3,426
% TSXV Volume	45.72%



Top 20 TSXV Symbols by Volume		
Symbol	TSXV Volume	TSXV Value
PQE	8,267,438	\$1,704,117
PUL	5,951,836	\$242,006
NUG	4,890,533	\$628,933
MSLV	4,744,280	\$2,273,592
QRO	4,661,636	\$676,460
SRA	4,603,166	\$126,302
WKG	4,094,267	\$431,854
NRTH	2,712,987	\$511,767
PTU	2,578,146	\$318,487
CSTR	2,503,732	\$460,778
HIVE	2,158,878	\$6,684,303
ACP	2,096,060	\$456,405
FCC	2,064,543	\$624,513
VUL	1,631,866	\$360,023
GDPN	1,578,484	\$1,824,006
NUMI	1,439,387	\$1,272,875
FOXG	1,358,000	\$111,950
OMG	1,324,423	\$224,904
NXS	1,294,691	\$78,050
EMO	1,275,146	\$999,356

Top 20 TSXV Symbols by Value		
Symbol	TSXV Volume	TSXV Value
HIVE	2,158,878	\$6,684,303
TOI	75,611	\$6,035,873
BITF	1,015,293	\$5,597,185
RECO	446,774	\$3,621,278
HITI	335,399	\$3,611,732
NFG	259,130	\$3,152,707
BCT	341,697	\$2,899,163
MSLV	4,744,280	\$2,273,592
FIL	237,569	\$2,199,275
FD	130,097	\$2,068,079
DOC	1,059,808	\$1,931,819
GDPN	1,578,484	\$1,824,006
PRYM	440,114	\$1,776,730
AZM	939,963	\$1,747,033
PQE	8,267,438	\$1,704,117
GMTN	591,143	\$1,687,827
GMG	563,687	\$1,523,784
OCO	461,576	\$1,462,443
PGM	875,709	\$1,385,305
CNC	389,317	\$1,344,173

Dark TSX/TSXV Trading			
Volume	20,914,090	Daily Trades	73,605
Value	523,482,680	Daily Symbols Traded	1,436