



June 1, 2021

For more information, email trading_sales@tsx.com
 Visit our blog at <http://exchange.tmx.com/>

Indices	June 1 Close	Previous Close	Change	% Change
S&P/TSX Composite Index	19,976.01			%
S&P/TSX 60 Index	1,196.46			%
S&P/TSX Venture Composite	972.04			%
S&P/TSX Completion Index	1,200.13			%
S&P/TSX Smallcap Index	780.66			%

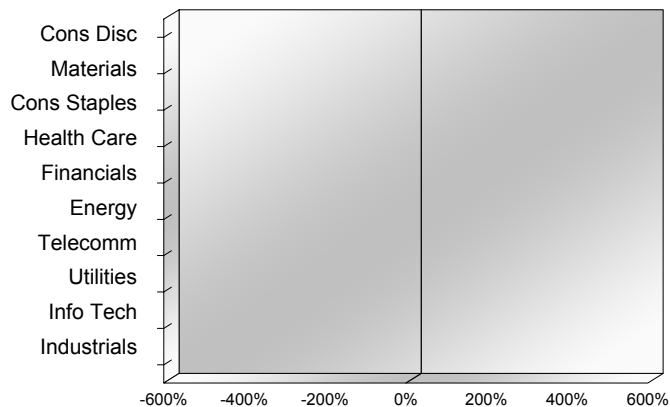
S&P/TSX Composite Index		
Advancers	Decliners	Unchanged
0	0	0

S&P/TSX Composite Index			
Top 10 Index Contributors		Top 10 Index Detractors	
Constituent	Index Contribution	Constituent	Index Contribution

S&P/TSX Composite Index			
Top 10 Advancers		Top 10 Decliners	
Constituent	Return	Constituent	Return
	%		%

S&P/TSX Composite Index				
Sector	# of Index Constituents	Weight	Market Cap (\$B)	Index Contribution
Consumer Discretionary	13	%	\$114.82	
Materials	52	%	\$368.43	
Consumer Staples	13	%	\$103.55	
Health Care	10	%	\$38.81	
Financials	27	%	\$908.21	
Energy	23	%	\$366.06	
Communication Services	8	%	\$139.57	
Utilities	16	%	\$128.63	
Information Technology	11	%	\$273.90	
Industrials	30	%	\$333.80	
S&P/TSX Composite Index	203	%	\$2,775.79	

S&P/TSX Composite Index - Sectors Returns



This report is published by TSX Inc. TSX Inc. does not guarantee either the completeness or the accuracy of this information. The information contained in this report is provided for informational purposes only and you agree not to rely upon the information contained in this report for any trading, business or financial purpose. These sheets are printed in Canada and issued by TSX Inc. under the express condition, to which everyone receiving or making use thereof assents, that no liability shall be incurred by TSX Inc. or its affiliated companies or any other vendor or donor, including, without limitation, for reliance on or for any errors or inaccuracies in this report. Neither TMX Group Limited, TSX Inc., nor any of their affiliated companies, guarantees the completeness of the information contained in this document and are not responsible for any errors or omission in or your use of, or reliance on, the information. This publication is under copyright. © 2015 TSX Inc. All rights reserved. Do not copy, distribute, sell or modify this publication without the prior written consent of TSX Inc. www.tmx.com/trading

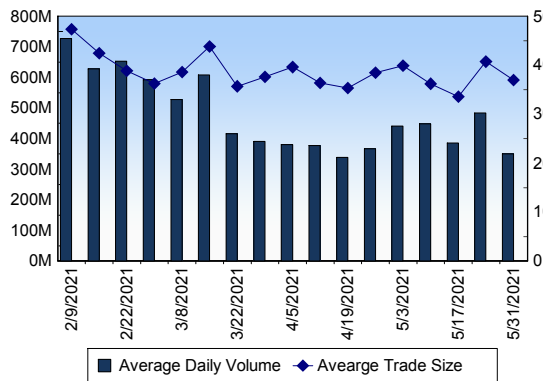
TSX

Daily Volume	478,370,323
Daily Value	\$11,700,124,755
Daily Trades	1,323,257
Daily Symbols Traded	2,115

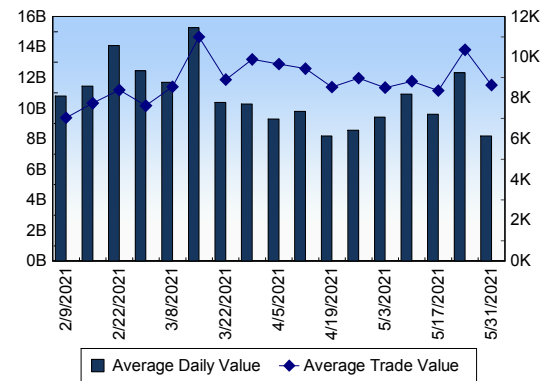
TSX ANONYMOUS TRADING

Daily Volume	195,385,901
Daily Value	\$4,998,043,727
Average Trade Size	312
% TSX Volume	40.84 %

TSX Volume



TSX Value (in Canadian Dollars)



Top 20 TSX Symbols by Volume

Symbol	TSX Volume	TSX Value
CVE	16,642,058	\$175,778,777
SU	14,174,023	\$415,126,915
BB	13,039,298	\$173,664,852
IPL	7,935,972	\$149,268,865
CPG	7,598,027	\$40,635,524
BTE	7,307,810	\$15,388,373
ENB	6,891,645	\$321,767,383
WCP	6,618,967	\$41,481,447
CNQ	6,557,085	\$285,758,674
SLF	6,395,818	\$417,371,338
MFC	6,255,935	\$159,389,221
ATH	5,746,927	\$4,621,158
BNS	5,484,408	\$443,426,138
PPL	5,464,951	\$206,400,120
ABX	4,832,282	\$140,563,002
TVE	4,767,104	\$13,190,957
ZENA	4,755,971	\$694,529
IMO	4,666,650	\$193,611,208
INV	4,483,326	\$3,454,310
AC	4,476,047	\$122,471,432

Top 20 TSX Symbols by Value

Symbol	TSX Volume	TSX Value
BMO	3,981,860	\$508,676,130
BNS	5,484,408	\$443,426,138
RY	3,340,654	\$420,066,467
SLF	6,395,818	\$417,371,338
SU	14,174,023	\$415,126,915
TD	4,029,018	\$353,165,049
ENB	6,891,645	\$321,767,383
CM	2,026,571	\$290,263,508
CNQ	6,557,085	\$285,758,674
NA	2,504,706	\$233,928,122
SHOP	153,922	\$233,918,197
CNR	1,708,657	\$231,740,712
TRP	3,377,687	\$209,624,248
PPL	5,464,951	\$206,400,120
IMO	4,666,650	\$193,611,208
BCE	3,052,367	\$184,387,624
CVE	16,642,058	\$175,778,777
BB	13,039,298	\$173,664,852
MFC	6,255,935	\$159,389,221
IPL	7,935,972	\$149,268,865

ETF Trading

Daily Volume	31,334,368	Average Trade Value	\$8,920
Daily Value	\$651,573,669	Average Trade Size	429
# Trades	73,046	# of ETFs Traded	822

Top 10 ETFs by TSX Volume

Symbol	Market Volume	Market Value
XIU	4,133,069	\$124,514,132
XEG	3,078,694	\$26,654,080
HND	2,144,404	\$15,435,397
HOD	1,032,767	\$3,451,434
BTCC.B	968,670	\$6,351,398
HED	905,975	\$1,964,601
XIC	793,931	\$25,311,312
HNU	763,044	\$6,203,147
DLR	625,424	\$7,587,571
ZEB	594,193	\$21,571,072

Top 10 ETFs by TSX Value

Symbol	Market Volume	Market Value
XIU	4,133,069	\$124,514,132
XEG	3,078,694	\$26,654,080
XIC	793,931	\$25,311,312
HXT	485,682	\$22,596,413
ZEB	594,193	\$21,571,072
HND	2,144,404	\$15,435,397
XFN	328,627	\$15,345,595
HXU	224,661	\$12,278,681
VFV	120,426	\$10,849,388
XSP	220,502	\$10,009,032

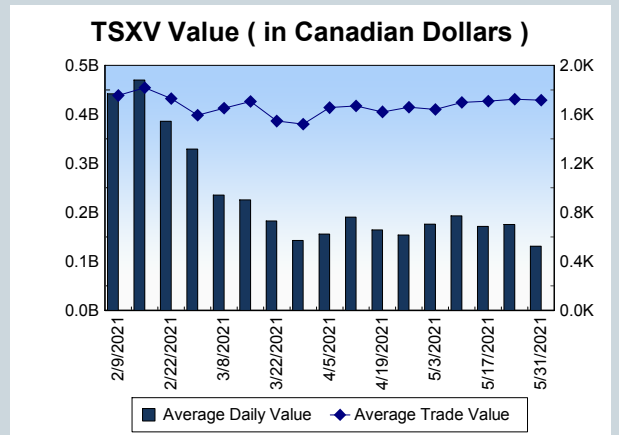
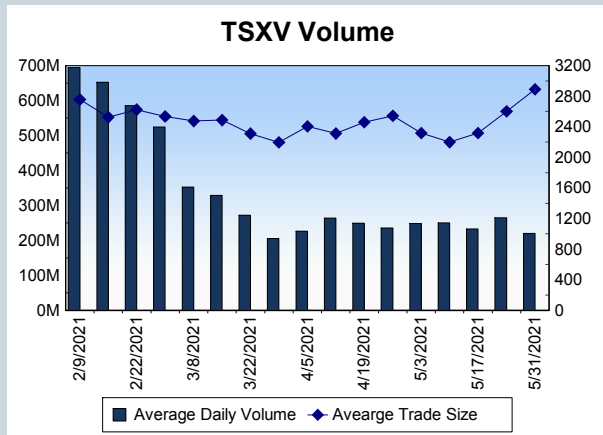
Block Trades	Non Block Trades
1,435	1,321,822

Top 5 Block Trade Brokers by Volume	
Broker	TSX Block Volume
NATIONAL BANK FINANCIAL	14,821,600
CIBC WORLD MARKETS INC.	14,780,200
GOLDMAN SACHS CANADA I	14,120,900
TD SECURITIES INC.	12,414,900
MERRILL LYNCH CANADA LT	11,817,100

Top 5 Block Trade Symbols by Volume	
Symbol	TSX Block Volume
CVE	5,642,200
SU	5,293,700
SLF	5,209,700
IMO	3,424,500
CPG	2,296,600

TSXV	
Daily Volume	253,366,104
Daily Value	\$157,580,650
Daily Trades	92,347
Daily Symbols Traded	1,305

TSXV ANONYMOUS TRADING	
Daily Volume	113,313,183
Daily Value	\$82,187,547
Average Trade Size	3,047
% TSXV Volume	44.72%



Top 20 TSXV Symbols by Volume		
Symbol	TSXV Volume	TSXV Value
PQE	11,466,648	\$2,805,381
LITT	7,813,253	\$377,710
DM	4,320,594	\$1,127,264
FCC	4,308,173	\$1,352,869
MSLV	3,640,135	\$1,715,899
CSTR	3,459,293	\$658,905
GOE	3,165,194	\$248,448
GLDN	2,826,631	\$798,934
AAZ	2,758,790	\$183,396
NMI	2,181,856	\$771,752
RHT	2,004,531	\$888,103
QYOU	1,977,095	\$777,144
VENZ	1,959,600	\$263,342
OEE	1,870,000	\$56,100
FLWR	1,863,667	\$544,090
STH	1,863,100	\$256,931
BAU	1,659,295	\$114,363
ABRA	1,613,541	\$1,046,390
ID	1,564,677	\$54,213
HIVE	1,558,309	\$4,707,944

Top 20 TSXV Symbols by Value		
Symbol	TSXV Volume	TSXV Value
BITF	1,110,791	\$6,063,032
RECO	623,283	\$5,179,044
HITI	416,250	\$4,837,232
HIVE	1,558,309	\$4,707,944
TOI	54,888	\$4,267,521
FIL	393,240	\$3,663,403
NFG	229,063	\$2,807,120
PQE	11,466,648	\$2,805,381
FD	167,203	\$2,602,371
FCD.UN	346,707	\$2,417,102
GMTN	829,347	\$2,232,664
FOM	843,575	\$1,977,922
MSLV	3,640,135	\$1,715,899
GBR	95,297	\$1,592,686
GMG	598,574	\$1,511,207
GIP	146,090	\$1,457,169
FCC	4,308,173	\$1,352,869
VXTR	1,360,002	\$1,288,807
VZLA	533,364	\$1,282,424
DOC	678,248	\$1,264,746

Dark TSX/TSXV Trading			
Volume	21,277,440	Daily Trades	83,144
Value	680,660,467	Daily Symbols Traded	1,459