



April 15, 2021

For more information, email trading_sales@tsx.com
 Visit our blog at <http://exchange.tmx.com/>

Indices	April 15 Close	Previous Close	Change	% Change
S&P/TSX Composite Index	19,321.92			%
S&P/TSX 60 Index	1,152.02			%
S&P/TSX Venture Composite	938.82			%
S&P/TSX Completion Index	1,180.25			%
S&P/TSX Smallcap Index	736.50			%

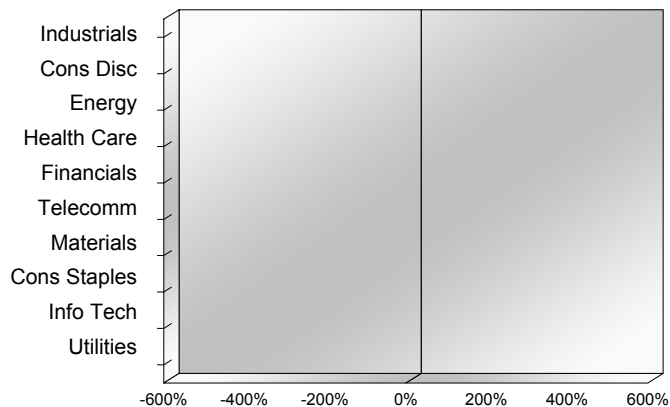
S&P/TSX Composite Index		
Advancers	Decliners	Unchanged
0	0	0

S&P/TSX Composite Index			
Top 10 Index Contributors		Top 10 Index Detractors	
Constituent	Index Contribution	Constituent	Index Contribution

S&P/TSX Composite Index			
Top 10 Advancers		Top 10 Decliners	
Constituent	Return	Constituent	Return
	%		%

S&P/TSX Composite Index				
Sector	# of Index Constituents	Weight	Market Cap (\$B)	Index Contribution
Industrials	30	%	\$334.44	
Consumer Discretionary	13	%	\$113.36	
Energy	23	%	\$341.40	
Health Care	10	%	\$36.04	
Financials	27	%	\$856.50	
Communication Services	8	%	\$134.60	
Materials	52	%	\$351.76	
Consumer Staples	13	%	\$100.15	
Information Technology	11	%	\$279.28	
Utilities	16	%	\$131.91	
S&P/TSX Composite Index	203	%	\$2,679.45	

S&P/TSX Composite Index - Sectors Returns



This report is published by TSX Inc. TSX Inc. does not guarantee either the completeness or the accuracy of this information. The information contained in this report is provided for informational purposes only and you agree not to rely upon the information contained in this report for any trading, business or financial purpose. These sheets are printed in Canada and issued by TSX Inc. under the express condition, to which everyone receiving or making use thereof assents, that no liability shall be incurred by TSX Inc. or its affiliated companies or any other vendor or donor, including, without limitation, for reliance on or for any errors or inaccuracies in this report. Neither TMX Group Limited, TSX Inc., nor any of their affiliated companies, guarantees the completeness of the information contained in this document and are not responsible for any errors or omission in or your use of, or reliance on, the information. This publication is under copyright. © 2015 TSX Inc. All rights reserved. Do not copy, distribute, sell or modify this publication without the prior written consent of TSX Inc. www.tmx.com/trading

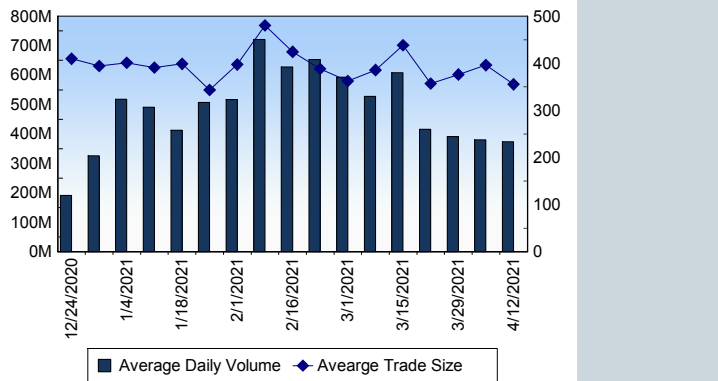
TSX

Daily Volume	357,495,398
Daily Value	\$8,578,137,974
Daily Trades	1,016,479
Daily Symbols Traded	2,108

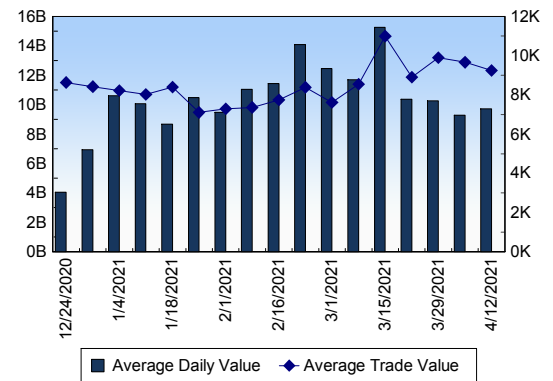
TSX ANONYMOUS TRADING

Daily Volume	151,741,775
Daily Value	\$4,114,016,958
Average Trade Size	321
% TSX Volume	42.45 %

TSX Volume



TSX Value (in Canadian Dollars)



Top 20 TSX Symbols by Volume

Symbol	TSX Volume	TSX Value
RY	8,582,005	\$1,012,020,203
FIRE	8,289,418	\$3,159,468
SU	5,661,104	\$150,067,281
AC	5,522,641	\$141,069,618
MFC	5,227,374	\$139,933,043
BTO	5,077,250	\$31,528,813
IPL	4,784,158	\$85,817,465
APHA	4,768,601	\$83,485,935
ABX	4,730,381	\$129,984,839
ENB	4,663,232	\$217,675,759
K	4,577,326	\$42,723,835
ARX	4,543,444	\$35,073,087
CVE	4,420,377	\$44,641,183
NCU	4,308,190	\$776,038
CNQ	3,932,008	\$153,314,084
NPI	3,787,887	\$165,688,716
TRP	3,327,654	\$199,770,976
OGI	3,284,324	\$10,587,164
TD	3,161,272	\$261,093,923
YRI	2,993,119	\$17,756,071

Top 20 TSX Symbols by Value

Symbol	TSX Volume	TSX Value
RY	8,582,005	\$1,012,020,203
CM	2,159,269	\$268,035,683
TD	3,161,272	\$261,093,923
ENB	4,663,232	\$217,675,759
TRP	3,327,654	\$199,770,976
BNS	2,503,256	\$193,889,206
BMO	1,600,013	\$182,912,373
SHOP	111,003	\$167,827,977
NPI	3,787,887	\$165,688,716
CNQ	3,932,008	\$153,314,084
SU	5,661,104	\$150,067,281
CP	310,886	\$144,988,876
AC	5,522,641	\$141,069,618
MFC	5,227,374	\$139,933,043
ABX	4,730,381	\$129,984,839
BCE	2,011,345	\$117,060,731
NA	1,209,050	\$105,037,198
CNR	660,706	\$97,291,213
EMA	1,626,959	\$92,210,976
FNV	529,539	\$90,573,673

ETF Trading

Daily Volume	23,805,460	Average Trade Value	\$9,782
Daily Value	\$519,807,683	Average Trade Size	448
# Trades	53,140	# of ETFs Traded	779

Top 10 ETFs by TSX Volume

Symbol	Market Volume	Market Value
XIU	2,379,779	\$69,275,904
BTCC.B	1,994,339	\$23,522,756
HND	1,098,859	\$10,486,682
XEG	1,026,617	\$7,897,550
BTCC.U	821,219	\$9,789,658
HNU	780,680	\$5,040,957
ZSP	650,573	\$37,131,105
DLR	569,715	\$7,198,681
HOD	561,613	\$2,276,211
XGD	539,169	\$10,449,479

Top 10 ETFs by TSX Value

Symbol	Market Volume	Market Value
XIU	2,379,779	\$69,275,904
ZSP	650,573	\$37,131,105
BTCC.B	1,994,339	\$23,522,756
XQQ	106,221	\$11,606,560
HQU	243,386	\$11,463,755
HND	1,098,859	\$10,486,682
XGD	539,169	\$10,449,479
XSP	225,939	\$10,136,267
BTCC.U	821,219	\$9,789,658
HGU	503,118	\$9,518,265

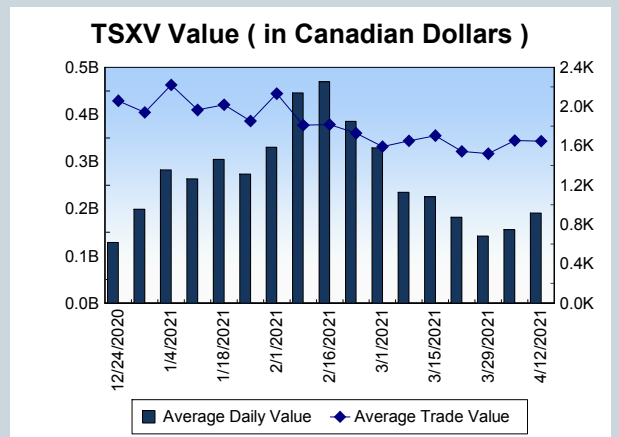
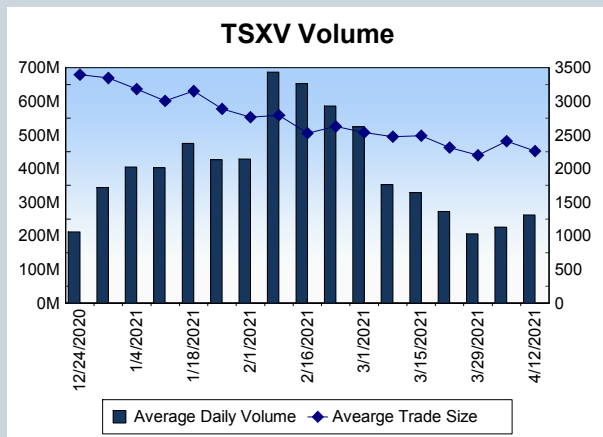
Block Trades	Non Block Trades
924	1,015,555

Top 5 Block Trade Brokers by Volume	
Broker	TSX Block Volume
BMO NESBITT BURNS INC.	15,142,500
TD SECURITIES INC.	14,909,700
GOLDMAN SACHS CANADA I	10,821,600
NATIONAL BANK FINANCIAL	10,246,500
RBC CAPITAL MARKETS	9,889,300

Top 5 Block Trade Symbols by Volume	
Symbol	TSX Block Volume
RY	6,867,400
IPL	4,092,900
ENB	2,599,800
SU	2,192,300
TRP	2,080,900

TSXV	
Daily Volume	268,171,491
Daily Value	\$206,692,781
Daily Trades	116,823
Daily Symbols Traded	1,318

TSXV ANONYMOUS TRADING	
Daily Volume	120,300,983
Daily Value	\$96,458,565
Average Trade Size	2,923
% TSXV Volume	44.86%



Top 20 TSXV Symbols by Volume		
Symbol	TSXV Volume	TSXV Value
ROE	9,897,736	\$1,866,781
CSTR	9,729,329	\$2,912,220
NDA	7,755,743	\$9,020,730
CLAS	5,655,723	\$448,060
SURG	4,526,542	\$1,739,975
RECO	4,488,355	\$24,655,721
THRM	3,832,147	\$1,517,694
NHP	3,706,576	\$174,743
HITI	3,612,817	\$2,158,918
HIVE	3,450,979	\$15,722,776
DMGI	3,416,289	\$5,676,616
EGT	2,771,257	\$1,244,519
AFM	2,530,609	\$1,476,808
AMY	2,350,923	\$3,069,825
AUL	2,329,469	\$147,234
AAZ	2,288,919	\$183,409
LOVE	2,257,613	\$313,671
VPT	2,177,601	\$1,163,182
AIS	2,073,624	\$164,888
NRTH	2,059,592	\$350,094

Top 20 TSXV Symbols by Value		
Symbol	TSXV Volume	TSXV Value
RECO	4,488,355	\$24,655,721
HIVE	3,450,979	\$15,722,776
BITF	1,984,123	\$10,254,729
NDA	7,755,743	\$9,020,730
DMGI	3,416,289	\$5,676,616
TOI	59,157	\$5,217,107
FD	242,822	\$4,674,259
DGHI	1,859,037	\$3,801,588
AMY	2,350,923	\$3,069,825
PRYM	956,151	\$3,012,194
CSTR	9,729,329	\$2,912,220
HITI	3,612,817	\$2,158,918
NOU	162,750	\$2,087,946
EXRO	481,280	\$1,998,686
ROE	9,897,736	\$1,866,781
PKAN	303,100	\$1,825,551
SURG	4,526,542	\$1,739,975
AVN	602,819	\$1,630,514
SDE	396,917	\$1,609,470
PGM	1,169,415	\$1,527,299

Dark TSX/TSXV Trading			
Volume	16,068,690	Daily Trades	61,297
Value	391,368,912	Daily Symbols Traded	1,451