



April 14, 2021

For more information, email trading_sales@tsx.com
 Visit our blog at <http://exchange.tmx.com/>

Indices	April 14 Close	Previous Close	Change	% Change
S&P/TSX Composite Index	19,171.66			%
S&P/TSX 60 Index	1,143.56			%
S&P/TSX Venture Composite	924.66			%
S&P/TSX Completion Index	1,169.19			%
S&P/TSX Smallcap Index	729.72			%

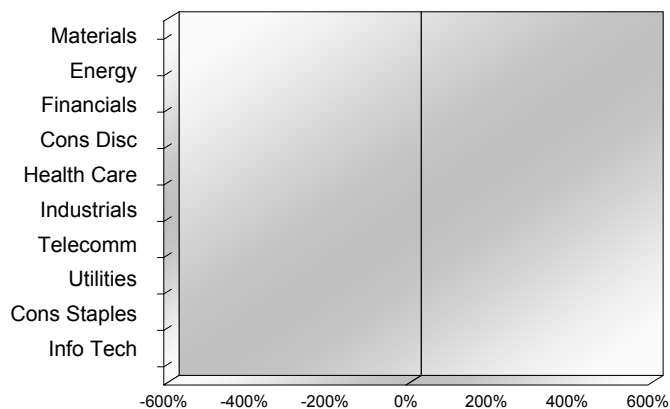
S&P/TSX Composite Index		
Advancers	Decliners	Unchanged
0	0	0

S&P/TSX Composite Index			
Top 10 Index Contributors		Top 10 Index Detractors	
Constituent	Index Contribution	Constituent	Index Contribution

S&P/TSX Composite Index			
Top 10 Advancers		Top 10 Decliners	
Constituent	Return	Constituent	Return
	%		%

S&P/TSX Composite Index				
Sector	# of Index Constituents	Weight	Market Cap (\$B)	Index Contribution
Materials	52	%	\$341.16	
Energy	23	%	\$340.92	
Financials	27	%	\$854.40	
Consumer Discretionary	13	%	\$112.38	
Health Care	10	%	\$36.45	
Industrials	30	%	\$333.16	
Communication Services	8	%	\$133.99	
Utilities	16	%	\$132.18	
Consumer Staples	13	%	\$99.73	
Information Technology	11	%	\$274.51	
S&P/TSX Composite Index	203	%	\$2,658.88	

S&P/TSX Composite Index - Sectors Returns



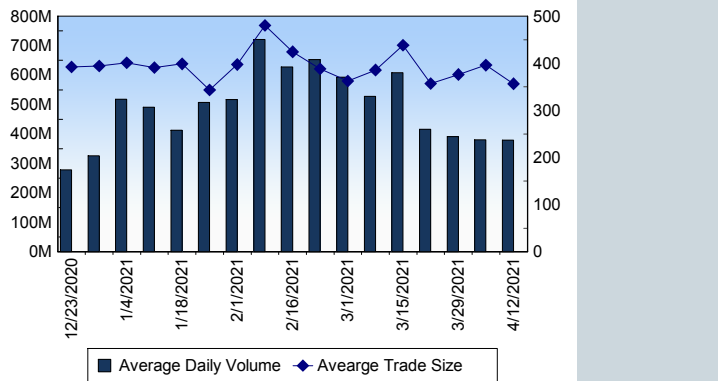
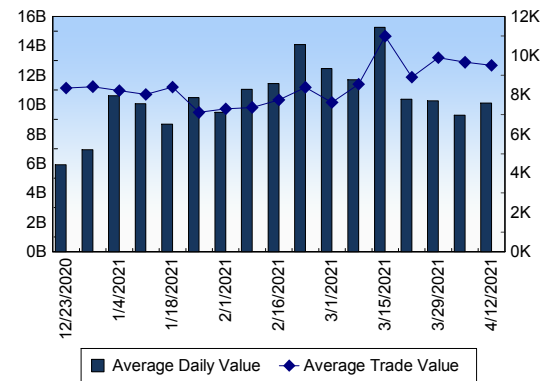
This report is published by TSX Inc. TSX Inc. does not guarantee either the completeness or the accuracy of this information. The information contained in this report is provided for informational purposes only and you agree not to rely upon the information contained in this report for any trading, business or financial purpose. These sheets are printed in Canada and issued by TSX Inc. under the express condition, to which everyone receiving or making use thereof assents, that no liability shall be incurred by TSX Inc. or its affiliated companies or any other vendor or donor, including, without limitation, for reliance on or for any errors or inaccuracies in this report. Neither TMX Group Limited, TSX Inc., nor any of their affiliated companies, guarantees the completeness of the information contained in this document and are not responsible for any errors or omission in or your use of, or reliance on, the information. This publication is under copyright. © 2015 TSX Inc. All rights reserved. Do not copy, distribute, sell or modify this publication without the prior written consent of TSX Inc. www.tmx.com/trading

TSX

Daily Volume	369,487,099
Daily Value	\$9,208,379,178
Daily Trades	1,068,322
Daily Symbols Traded	2,079

TSX ANONYMOUS TRADING

Daily Volume	156,922,150
Daily Value	\$4,228,097,123
Average Trade Size	308
% TSX Volume	42.47 %

TSX Volume**TSX Value (in Canadian Dollars)****Top 20 TSX Symbols by Volume**

Symbol	TSX Volume	TSX Value
RY	7,398,862	\$868,716,456
SU	7,074,696	\$188,725,774
CVE	6,013,207	\$60,038,013
TD	5,801,948	\$482,176,350
BBD.B	5,475,917	\$4,987,355
XSP	5,295,731	\$236,578,941
FIRE	5,142,618	\$1,977,577
OGI	5,139,923	\$17,117,369
AC	4,954,582	\$131,645,691
WCP	4,794,871	\$27,953,080
APHA	4,664,310	\$83,836,008
BMO	4,557,921	\$520,981,769
CPG	4,495,142	\$22,645,187
TRP	4,301,072	\$255,212,016
CNQ	4,278,501	\$167,589,597
ARX	4,266,406	\$32,148,465
TECK.B	4,137,984	\$110,497,438
ENB	4,068,487	\$188,944,390
PPL	3,909,050	\$145,058,710
MEG	3,655,682	\$24,497,893

Top 20 TSX Symbols by Value

Symbol	TSX Volume	TSX Value
RY	7,398,862	\$868,716,456
BMO	4,557,921	\$520,981,769
TD	5,801,948	\$482,176,350
TRP	4,301,072	\$255,212,016
XSP	5,295,731	\$236,578,941
SHOP	132,018	\$199,712,812
ENB	4,068,487	\$188,944,390
SU	7,074,696	\$188,725,774
BNS	2,176,254	\$169,091,721
CNQ	4,278,501	\$167,589,597
PPL	3,909,050	\$145,058,710
CM	1,129,284	\$140,476,733
AC	4,954,582	\$131,645,691
CP	240,804	\$112,894,156
GLXY	2,778,051	\$111,006,271
TECK.B	4,137,984	\$110,497,438
MG	914,054	\$109,172,749
NA	1,229,400	\$106,794,615
NTR	1,468,823	\$103,658,224
FM	3,626,796	\$99,184,348

ETF Trading

Daily Volume	30,856,236	Average Trade Value	\$11,827
Daily Value	\$765,967,995	Average Trade Size	476
# Trades	64,762	# of ETFs Traded	773

Top 10 ETFs by TSX Volume

Symbol	Market Volume	Market Value
XSP	5,295,731	\$236,578,941
BTCC.B	2,433,520	\$28,628,927
XEG	2,394,172	\$18,431,200
HOD	1,568,757	\$6,481,572
XIU	1,368,016	\$39,689,986
ZSP	968,835	\$55,113,989
HNU	757,618	\$4,856,711
HND	743,380	\$7,183,765
BTCC.U	631,585	\$7,558,693
HUV	624,203	\$11,596,195

Top 10 ETFs by TSX Value

Symbol	Market Volume	Market Value
XSP	5,295,731	\$236,578,941
ZSP	968,835	\$55,113,989
XIU	1,368,016	\$39,689,986
BTCC.B	2,433,520	\$28,628,927
XEG	2,394,172	\$18,431,200
HUV	624,203	\$11,596,195
HXT	257,794	\$11,454,054
HQU	231,920	\$10,753,909
ZDJ	179,523	\$9,782,472
XIC	314,630	\$9,628,066

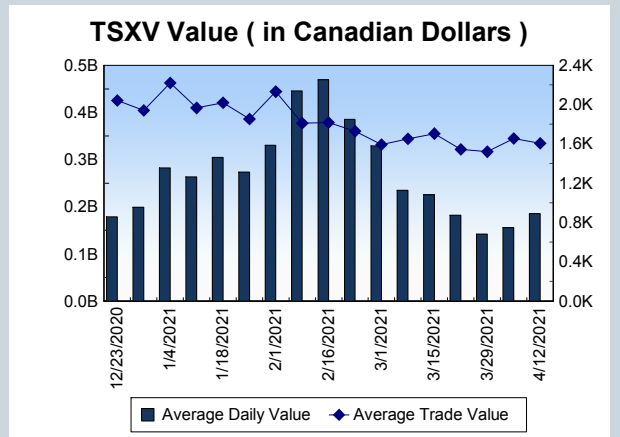
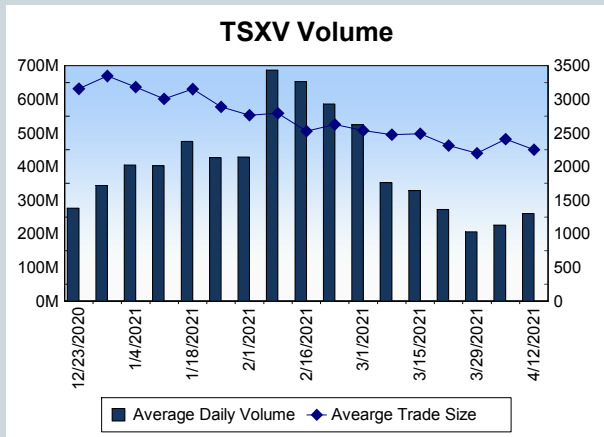
Block Trades	Non Block Trades
939	1,067,383

Top 5 Block Trade Brokers by Volume	
Broker	TSX Block Volume
TD SECURITIES INC.	12,089,700
NATIONAL BANK FINANCIAL	11,169,300
RBC CAPITAL MARKETS	10,105,900
GOLDMAN SACHS CANADA I	8,126,000
STIFEL NICOLAUS CANADA I	7,041,600

Top 5 Block Trade Symbols by Volume	
Symbol	TSX Block Volume
RY	5,705,000
XSP	5,012,900
TD	3,286,800
BMO	3,174,300
TRP	3,154,000

TSXV	
Daily Volume	272,191,913
Daily Value	\$201,312,237
Daily Trades	125,770
Daily Symbols Traded	1,295

TSXV ANONYMOUS TRADING	
Daily Volume	121,992,341
Daily Value	\$94,395,449
Average Trade Size	2,792
% TSXV Volume	44.82%



Top 20 TSXV Symbols by Volume		
Symbol	TSXV Volume	TSXV Value
CSTR	28,317,306	\$9,922,071
NDA	26,043,772	\$30,087,183
TAL	5,287,209	\$1,318,480
HIVE	5,008,319	\$23,181,894
CLAS	4,592,212	\$295,974
FTEC	3,098,955	\$437,951
DMGI	3,076,525	\$5,675,545
THRM	3,075,857	\$1,113,417
HITI	2,733,278	\$1,743,698
AMY	2,685,055	\$2,869,422
GER	2,536,218	\$138,484
MAE	2,061,054	\$364,616
DGHI	2,042,296	\$4,098,129
VPT	2,034,901	\$1,069,082
LITT	1,927,331	\$126,811
FORT	1,860,490	\$1,333,696
BITF	1,829,218	\$10,536,146
CLAS.WT.B	1,794,400	\$36,139
PGM	1,607,823	\$1,973,483
NUG	1,605,460	\$234,674

Top 20 TSXV Symbols by Value		
Symbol	TSXV Volume	TSXV Value
NDA	26,043,772	\$30,087,183
HIVE	5,008,319	\$23,181,894
BITF	1,829,218	\$10,536,146
CSTR	28,317,306	\$9,922,071
DMGI	3,076,525	\$5,675,545
FD	322,421	\$5,444,574
DGHI	2,042,296	\$4,098,129
NOU	291,262	\$3,834,666
TOI	34,968	\$3,029,138
AMY	2,685,055	\$2,869,422
BNXA	335,576	\$2,313,970
PGM	1,607,823	\$1,973,483
NLC	672,360	\$1,824,840
HITI	2,733,278	\$1,743,698
DOC	694,426	\$1,473,330
NNO	269,552	\$1,339,295
FORT	1,860,490	\$1,333,696
TAL	5,287,209	\$1,318,480
ETMC	601,582	\$1,317,290
EXRO	302,986	\$1,280,458

Dark TSX/TSXV Trading			
Volume	18,613,490	Daily Trades	68,049
Value	428,670,090	Daily Symbols Traded	1,340