



April 13, 2021

For more information, email trading_sales@tsx.com
 Visit our blog at <http://exchange.tmx.com/>

Indices	April 13 Close	Previous Close	Change	% Change
S&P/TSX Composite Index	19,203.70			%
S&P/TSX 60 Index	1,145.02			%
S&P/TSX Venture Composite	933.31			%
S&P/TSX Completion Index	1,172.85			%
S&P/TSX Smallcap Index	729.20			%

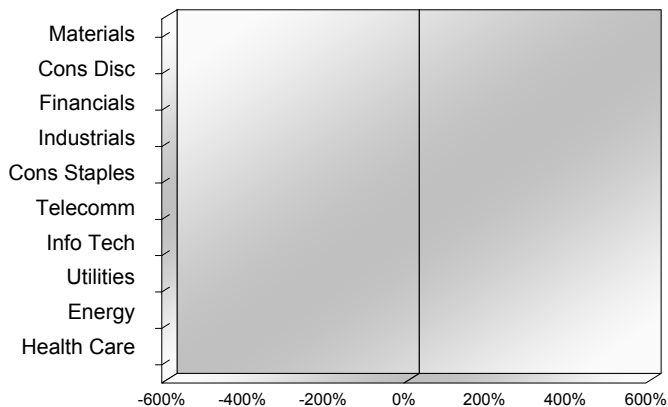
S&P/TSX Composite Index		
Advancers	Decliners	Unchanged
0	0	0

S&P/TSX Composite Index			
Top 10 Index Contributors		Top 10 Index Detractors	
Constituent	Index Contribution	Constituent	Index Contribution

S&P/TSX Composite Index			
Top 10 Advancers		Top 10 Decliners	
Constituent	Return	Constituent	Return
	%		%

S&P/TSX Composite Index				
Sector	# of Index Constituents	Weight	Market Cap (\$B)	Index Contribution
Materials	52	%	\$338.82	
Consumer Discretionary	13	%	\$112.56	
Financials	27	%	\$854.91	
Industrials	30	%	\$334.17	
Consumer Staples	13	%	\$100.01	
Communication Services	8	%	\$134.19	
Information Technology	11	%	\$284.09	
Utilities	16	%	\$132.73	
Energy	23	%	\$334.12	
Health Care	10	%	\$36.81	
S&P/TSX Composite Index	203	%	\$2,662.41	

S&P/TSX Composite Index - Sectors Returns



This report is published by TSX Inc. TSX Inc. does not guarantee either the completeness or the accuracy of this information. The information contained in this report is provided for informational purposes only and you agree not to rely upon the information contained in this report for any trading, business or financial purpose. These sheets are printed in Canada and issued by TSX Inc. under the express condition, to which everyone receiving or making use thereof assents, that no liability shall be incurred by TSX Inc. or its affiliated companies or any other vendor or donor, including, without limitation, for reliance on or for any errors or inaccuracies in this report. Neither TMX Group Limited, TSX Inc., nor any of their affiliated companies, guarantees the completeness of the information contained in this document and are not responsible for any errors or omission in or your use of, or reliance on, the information. This publication is under copyright. © 2015 TSX Inc. All rights reserved. Do not copy, distribute, sell or modify this publication without the prior written consent of TSX Inc. www.tmx.com/trading

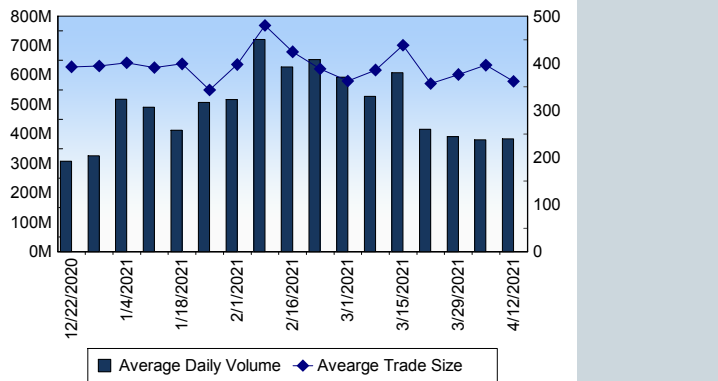
TSX

Daily Volume	375,689,656
Daily Value	\$10,308,118,870
Daily Trades	1,067,311
Daily Symbols Traded	2,094

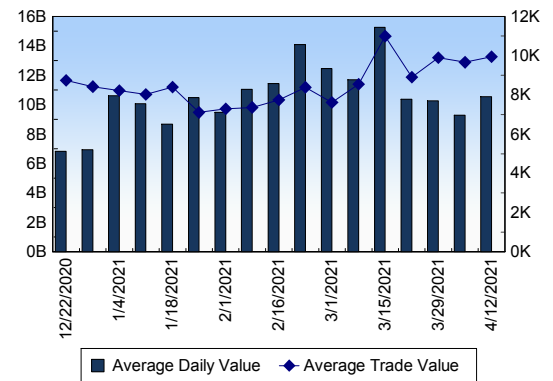
TSX ANONYMOUS TRADING

Daily Volume	164,317,593
Daily Value	\$5,109,412,190
Average Trade Size	326
% TSX Volume	43.74 %

TSX Volume



TSX Value (in Canadian Dollars)



Top 20 TSX Symbols by Volume

Symbol	TSX Volume	TSX Value
TD	16,173,720	\$1,345,390,589
FIRE	12,907,402	\$4,938,206
TRP	12,225,740	\$719,826,480
AC	10,261,718	\$272,322,971
BBD.B	7,004,004	\$6,348,986
APHA	5,788,730	\$104,589,032
OGI	5,616,762	\$19,325,709
SBB	5,139,744	\$9,552,399
BMO	5,112,982	\$583,233,253
ARX	4,845,229	\$35,614,515
PPL	4,745,780	\$173,171,585
BNS	4,527,733	\$351,728,711
SU	4,454,020	\$115,742,210
RY	4,415,509	\$517,708,973
CNQ	3,928,157	\$149,665,951
MFC	3,905,116	\$105,805,844
ZENA	3,864,996	\$424,748
ABX	3,860,178	\$102,577,673
ENB	3,575,980	\$164,812,735
WCP	3,008,162	\$16,384,262

Top 20 TSX Symbols by Value

Symbol	TSX Volume	TSX Value
TD	16,173,720	\$1,345,390,589
TRP	12,225,740	\$719,826,480
BMO	5,112,982	\$583,233,253
RY	4,415,509	\$517,708,973
BNS	4,527,733	\$351,728,711
AC	10,261,718	\$272,322,971
SHOP	129,436	\$200,625,327
NTR	2,780,467	\$189,565,417
PPL	4,745,780	\$173,171,585
ENB	3,575,980	\$164,812,735
CM	1,238,781	\$153,693,348
CNQ	3,928,157	\$149,665,951
GLXY	2,757,449	\$118,983,994
SU	4,454,020	\$115,742,210
CP	242,281	\$113,359,498
MG	955,798	\$111,677,046
CNR	736,950	\$108,036,189
MFC	3,905,116	\$105,805,844
APHA	5,788,730	\$104,589,032
ABX	3,860,178	\$102,577,673

ETF Trading

Daily Volume	22,942,255	Average Trade Value	\$8,623
Daily Value	\$502,041,139	Average Trade Size	394
# Trades	58,223	# of ETFs Traded	777

Top 10 ETFs by TSX Volume

Symbol	Market Volume	Market Value
BTCC.B	1,816,836	\$21,508,492
XIU	1,639,328	\$47,543,753
HND	1,275,883	\$12,362,914
ZEB	1,120,805	\$37,693,208
BTCC	775,219	\$10,246,517
DLR	775,153	\$9,812,338
HNU	736,313	\$4,682,461
XEG	593,175	\$4,434,494
DLR.U	580,999	\$5,857,986
BTCC.U	557,296	\$6,668,402

Top 10 ETFs by TSX Value

Symbol	Market Volume	Market Value
XIU	1,639,328	\$47,543,753
ZEB	1,120,805	\$37,693,208
XSP	505,032	\$22,494,099
BTCC.B	1,816,836	\$21,508,492
HQU	301,771	\$14,109,920
HND	1,275,883	\$12,362,914
XUT	354,108	\$10,767,358
BTCC	775,219	\$10,246,517
DLR	775,153	\$9,812,338
XIC	284,098	\$8,686,730

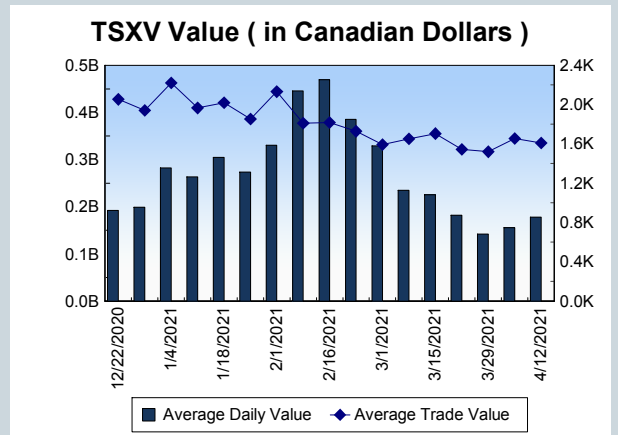
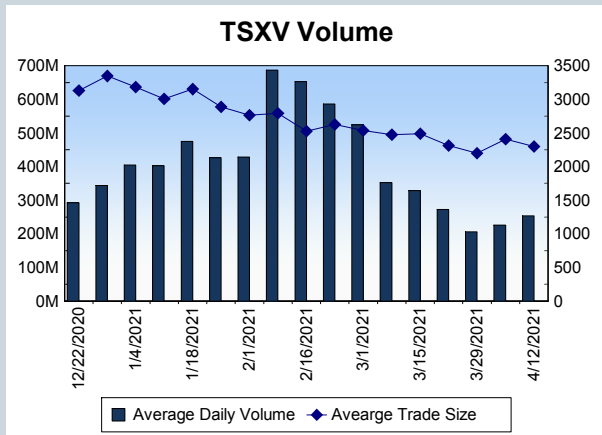
Block Trades	Non Block Trades
1,031	1,066,280

Top 5 Block Trade Brokers by Volume	
Broker	TSX Block Volume
GOLDMAN SACHS CANADA I	24,832,600
NATIONAL BANK FINANCIAL	14,865,300
RBC CAPITAL MARKETS	14,471,700
MERRILL LYNCH CANADA LT	13,910,700
TD SECURITIES INC.	12,005,800

Top 5 Block Trade Symbols by Volume	
Symbol	TSX Block Volume
TD	13,914,900
TRP	11,204,900
PPL	3,505,600
BMO	3,204,100
RY	2,797,900

TSXV	
Daily Volume	265,242,382
Daily Value	\$191,609,817
Daily Trades	114,530
Daily Symbols Traded	1,277

TSXV ANONYMOUS TRADING	
Daily Volume	103,686,331
Daily Value	\$84,344,161
Average Trade Size	2,717
% TSXV Volume	39.09%



Top 20 TSXV Symbols by Volume		
Symbol	TSXV Volume	TSXV Value
CSTR	28,095,126	\$9,269,329
NDA	10,885,556	\$21,438,780
SEV	7,246,363	\$220,202
WATR	5,837,483	\$471,368
OTGO	3,746,000	\$965,895
THRM	3,567,485	\$1,499,632
VPT	3,481,937	\$1,840,277
HIVE	3,205,120	\$16,408,457
HITI	3,097,876	\$2,045,449
IMIN	3,074,984	\$1,575,300
BMK	2,726,320	\$173,334
AMY	2,537,536	\$2,298,160
FORT	2,164,866	\$1,559,675
QNC	2,018,093	\$622,869
FCC	1,913,275	\$690,119
VXL	1,830,514	\$248,172
FMS	1,799,900	\$242,322
DMGI	1,759,422	\$3,590,627
BITF	1,707,901	\$10,771,165
DGHI	1,673,984	\$3,024,749

Top 20 TSXV Symbols by Value		
Symbol	TSXV Volume	TSXV Value
NDA	10,885,556	\$21,438,780
HIVE	3,205,120	\$16,408,457
BITF	1,707,901	\$10,771,165
CSTR	28,095,126	\$9,269,329
TOI	51,655	\$4,391,507
NOU	294,951	\$3,903,286
DMGI	1,759,422	\$3,590,627
DME	772,926	\$3,377,108
BLN	385,958	\$3,260,571
DGHI	1,673,984	\$3,024,749
FD	181,836	\$2,784,534
EXRO	593,641	\$2,562,984
AMY	2,537,536	\$2,298,160
HITI	3,097,876	\$2,045,449
DOC	917,278	\$1,985,791
HTL	1,136,087	\$1,932,322
VPT	3,481,937	\$1,840,277
ZEN	851,612	\$1,707,975
IMIN	3,074,984	\$1,575,300
NNO	339,241	\$1,569,048

Dark TSX/TSXV Trading			
Volume	15,928,540	Daily Trades	64,051
Value	470,971,310	Daily Symbols Traded	1,416