



April 12, 2021

For more information, email [trading\\_sales@tsx.com](mailto:trading_sales@tsx.com)  
 Visit our blog at <http://exchange.tmx.com/>

Indices	April 12 Close	Previous Close	Change	% Change
S&P/TSX Composite Index	19,201.28			%
S&P/TSX 60 Index	1,145.77			%
S&P/TSX Venture Composite	941.71			%
S&P/TSX Completion Index	1,169.35			%
S&P/TSX Smallcap Index	729.85			%

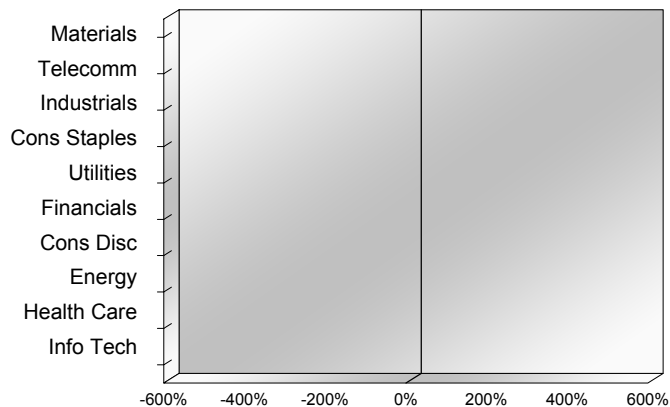
S&P/TSX Composite Index		
Advancers	Decliners	Unchanged
0	0	0

S&P/TSX Composite Index			
Top 10 Index Contributors		Top 10 Index Detractors	
Constituent	Index Contribution	Constituent	Index Contribution

S&P/TSX Composite Index			
Top 10 Advancers		Top 10 Decliners	
Constituent	Return	Constituent	Return
	%		%

S&P/TSX Composite Index				
Sector	# of Index Constituents	Weight	Market Cap (\$B)	Index Contribution
Materials	52	%	\$336.13	
Communication Services	8	%	\$133.93	
Industrials	30	%	\$336.28	
Consumer Staples	13	%	\$100.52	
Utilities	16	%	\$131.98	
Financials	27	%	\$860.89	
Consumer Discretionary	13	%	\$111.65	
Energy	23	%	\$335.93	
Health Care	10	%	\$36.35	
Information Technology	11	%	\$279.13	
<b>S&amp;P/TSX Composite Index</b>	<b>203</b>	<b>%</b>	<b>\$2,662.79</b>	

S&P/TSX Composite Index - Sectors Returns



This report is published by TSX Inc. TSX Inc. does not guarantee either the completeness or the accuracy of this information. The information contained in this report is provided for informational purposes only and you agree not to rely upon the information contained in this report for any trading, business or financial purpose. These sheets are printed in Canada and issued by TSX Inc. under the express condition, to which everyone receiving or making use thereof assents, that no liability shall be incurred by TSX Inc. or its affiliated companies or any other vendor or donor, including, without limitation, for reliance on or for any errors or inaccuracies in this report. Neither TMX Group Limited, TSX Inc., nor any of their affiliated companies, guarantees the completeness of the information contained in this document and are not responsible for any errors or omission in or your use of, or reliance on, the information. This publication is under copyright. © 2015 TSX Inc. All rights reserved. Do not copy, distribute, sell or modify this publication without the prior written consent of TSX Inc. [www.tmx.com/trading](http://www.tmx.com/trading)

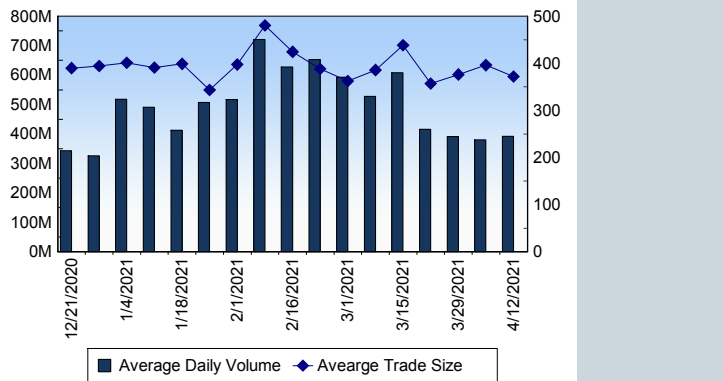
## TSX

Daily Volume	392,174,515
Daily Value	\$10,799,044,839
Daily Trades	1,053,970
Daily Symbols Traded	2,084

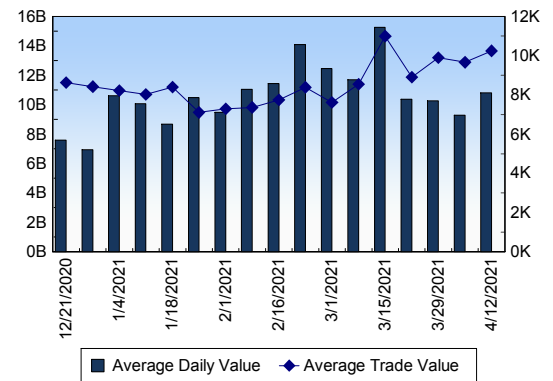
## TSX ANONYMOUS TRADING

Daily Volume	155,102,116
Daily Value	\$4,196,380,299
Average Trade Size	307
% TSX Volume	39.55 %

### TSX Volume



### TSX Value ( in Canadian Dollars )



### Top 20 TSX Symbols by Volume

Symbol	TSX Volume	TSX Value
TD	13,274,532	\$1,107,906,766
RY	10,317,200	\$1,213,096,755
FIRE	9,371,171	\$3,608,096
SU	8,381,244	\$219,100,749
CNQ	7,906,043	\$304,173,705
BBD.B	7,349,462	\$6,796,898
APHA	6,797,323	\$120,532,022
ENB	6,141,688	\$283,354,728
ZENA	5,866,389	\$653,532
NEXT	5,609,363	\$2,501,246
BNS	5,478,540	\$429,830,720
MFC	5,355,680	\$146,928,210
AQN	5,188,521	\$105,359,891
OGI	4,615,647	\$16,467,423
TRP	4,554,276	\$268,322,307
PPL	4,182,567	\$152,928,315
AC	3,723,751	\$100,387,482
LUN	3,674,051	\$48,889,329
CVE	3,321,621	\$31,755,941
ABX	3,305,202	\$87,136,754

### Top 20 TSX Symbols by Value

Symbol	TSX Volume	TSX Value
RY	10,317,200	\$1,213,096,755
TD	13,274,532	\$1,107,906,766
BNS	5,478,540	\$429,830,720
CNQ	7,906,043	\$304,173,705
BMO	2,572,507	\$297,285,094
ENB	6,141,688	\$283,354,728
TRP	4,554,276	\$268,322,307
SU	8,381,244	\$219,100,749
SHOP	140,134	\$211,901,953
CNR	1,292,466	\$190,152,311
CM	1,339,216	\$166,643,767
BCE	2,645,722	\$153,385,868
PPL	4,182,567	\$152,928,315
MFC	5,355,680	\$146,928,210
NA	1,521,822	\$131,917,089
CP	263,052	\$124,669,624
APHA	6,797,323	\$120,532,022
POW	3,229,402	\$110,116,554
AQN	5,188,521	\$105,359,891
FNV	613,441	\$103,387,816

## ETF Trading

Daily Volume	22,683,276	Average Trade Value	\$7,798
Daily Value	\$486,363,984	Average Trade Size	364
# Trades	62,370	# of ETFs Traded	781

### Top 10 ETFs by TSX Volume

Symbol	Market Volume	Market Value
TERM	1,766,700	\$17,632,020
HND	1,442,216	\$14,671,885
ZEB	1,071,823	\$36,132,644
XIU	986,978	\$28,597,935
HNU	895,086	\$5,452,075
BTCC.B	743,929	\$8,393,344
HOD	721,131	\$3,245,131
XEG	698,693	\$5,267,921
HSD	503,394	\$4,467,944
ZSP	463,952	\$26,355,503

### Top 10 ETFs by TSX Value

Symbol	Market Volume	Market Value
ZEB	1,071,823	\$36,132,644
XIU	986,978	\$28,597,935
ZSP	463,952	\$26,355,503
TERM	1,766,700	\$17,632,020
HQU	349,611	\$16,011,174
HND	1,442,216	\$14,671,885
XSP	303,221	\$13,477,612
XIC	353,279	\$10,802,127
VFV	109,501	\$10,058,688
XFN	206,030	\$9,128,283

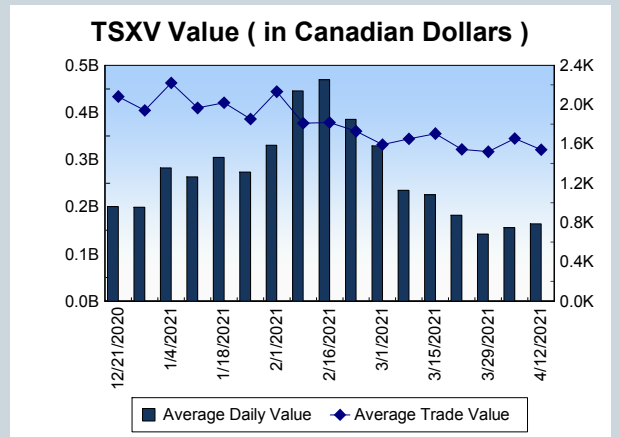
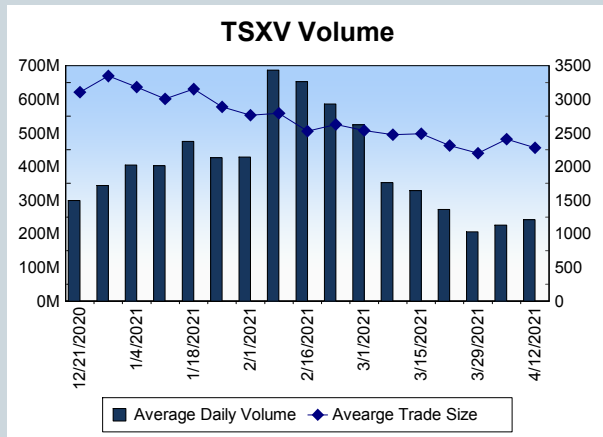
<b>Block Trades</b>	<b>Non Block Trades</b>
907	1,053,063

Top 5 Block Trade Brokers by Volume	
Broker	TSX Block Volume
RBC CAPITAL MARKETS	23,468,200
MORGAN STANLEY CANADA	20,510,900
NATIONAL BANK FINANCIAL	17,195,800
SCOTIA CAPITAL INC.	15,560,700
GOLDMAN SACHS CANADA I	13,849,700

Top 5 Block Trade Symbols by Volume	
Symbol	TSX Block Volume
TD	10,399,200
RY	8,597,500
CNQ	6,251,900
SU	4,567,400
ENB	3,978,900

TSXV	
Daily Volume	242,290,066
Daily Value	\$163,852,314
Daily Trades	106,354
Daily Symbols Traded	1,271

TSXV ANONYMOUS TRADING	
Daily Volume	101,574,998
Daily Value	\$73,912,286
Average Trade Size	2,970
% TSXV Volume	41.92%



Top 20 TSXV Symbols by Volume		
Symbol	TSXV Volume	TSXV Value
NDA	7,240,260	\$9,970,157
CSTR	6,235,031	\$1,667,315
SJL	4,529,346	\$509,039
VPT	4,311,723	\$2,175,415
AUL	4,063,047	\$304,440
MAE	3,470,930	\$626,496
QYOU	3,071,855	\$988,754
ART	2,937,246	\$662,917
HVT	2,534,385	\$289,704
HIVE	2,292,295	\$11,613,420
HITI	2,197,702	\$1,543,070
FCO	2,174,874	\$393,945
NXS	2,099,901	\$114,640
DM	2,085,465	\$496,159
SUGR	1,946,100	\$98,641
ID	1,815,000	\$63,525
DMGI	1,747,558	\$3,562,567
NRTH	1,685,995	\$320,633
AMY	1,619,155	\$1,776,369
EMR	1,577,285	\$107,660

Top 20 TSXV Symbols by Value		
Symbol	TSXV Volume	TSXV Value
HIVE	2,292,295	\$11,613,420
NDA	7,240,260	\$9,970,157
BITF	917,594	\$5,931,368
TOI	52,099	\$4,448,328
DMGI	1,747,558	\$3,562,567
DOC	1,422,165	\$3,098,704
EXRO	528,054	\$2,455,630
DGHI	1,302,215	\$2,333,163
FD	129,918	\$2,199,891
VPT	4,311,723	\$2,175,415
ZEN	1,019,581	\$1,929,125
NOU	124,267	\$1,896,446
BNXA	250,203	\$1,800,824
AMY	1,619,155	\$1,776,369
NFG	342,707	\$1,738,933
MTRX	1,043,825	\$1,690,292
CSTR	6,235,031	\$1,667,315
VMC	195,395	\$1,650,817
HITI	2,197,702	\$1,543,070
GDNP	1,157,278	\$1,476,762

Dark TSX/TSXV Trading			
Volume	16,148,310	Daily Trades	59,588
Value	427,079,008	Daily Symbols Traded	1,388