



April 8, 2021

For more information, email trading_sales@tsx.com
 Visit our blog at <http://exchange.tmx.com/>

Indices	April 8 Close	Previous Close	Change	% Change
S&P/TSX Composite Index	19,228.87			%
S&P/TSX 60 Index	1,145.19			%
S&P/TSX Venture Composite	962.73			%
S&P/TSX Completion Index	1,179.32			%
S&P/TSX Smallcap Index	741.15			%

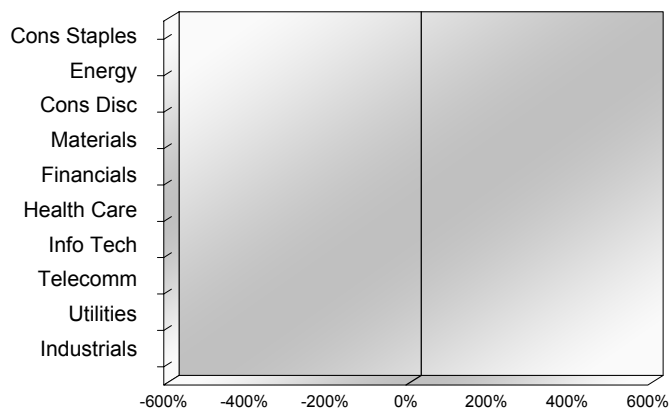
S&P/TSX Composite Index		
Advancers	Decliners	Unchanged
0	0	0

S&P/TSX Composite Index			
Top 10 Index Contributors		Top 10 Index Detractors	
Constituent	Index Contribution	Constituent	Index Contribution

S&P/TSX Composite Index			
Top 10 Advancers		Top 10 Decliners	
Constituent	Return	Constituent	Return
	%		%

S&P/TSX Composite Index				
Sector	# of Index Constituents	Weight	Market Cap (\$B)	Index Contribution
Consumer Staples	13	%	\$100.24	
Energy	23	%	\$340.43	
Consumer Discretionary	13	%	\$111.02	
Materials	52	%	\$341.72	
Financials	27	%	\$853.24	
Health Care	10	%	\$38.38	
Information Technology	11	%	\$280.62	
Communication Services	8	%	\$133.51	
Utilities	16	%	\$132.18	
Industrials	30	%	\$335.14	
S&P/TSX Composite Index	203	%	\$2,666.48	

S&P/TSX Composite Index - Sectors Returns



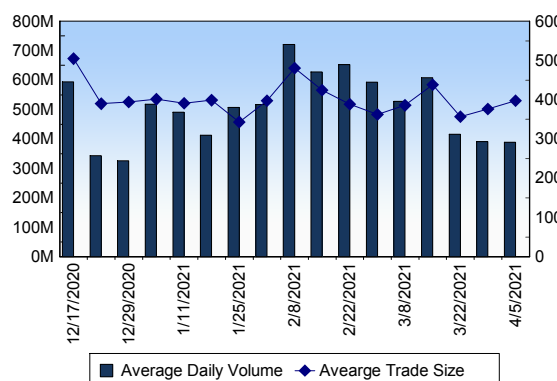
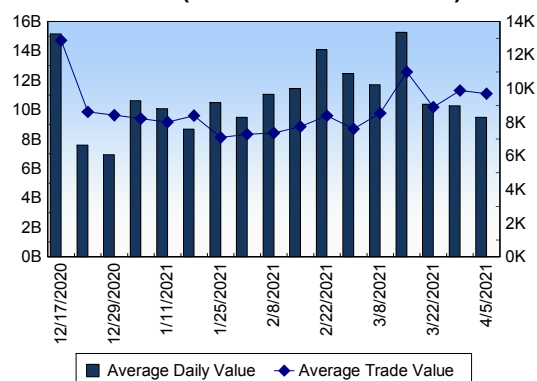
This report is published by TSX Inc. TSX Inc. does not guarantee either the completeness or the accuracy of this information. The information contained in this report is provided for informational purposes only and you agree not to rely upon the information contained in this report for any trading, business or financial purpose. These sheets are printed in Canada and issued by TSX Inc. under the express condition, to which everyone receiving or making use thereof assents, that no liability shall be incurred by TSX Inc. or its affiliated companies or any other vendor or donor, including, without limitation, for reliance on or for any errors or inaccuracies in this report. Neither TMX Group Limited, TSX Inc., nor any of their affiliated companies, guarantees the completeness of the information contained in this document and are not responsible for any errors or omission in or your use of, or reliance on, the information. This publication is under copyright. © 2015 TSX Inc. All rights reserved. Do not copy, distribute, sell or modify this publication without the prior written consent of TSX Inc. www.tmx.com/trading

TSX

Daily Volume	472,808,524
Daily Value	\$9,812,431,631
Daily Trades	998,730
Daily Symbols Traded	2,061

TSX ANONYMOUS TRADING

Daily Volume	200,408,822
Daily Value	\$3,791,736,023
Average Trade Size	421
% TSX Volume	42.39 %

TSX Volume**TSX Value (in Canadian Dollars)****Top 20 TSX Symbols by Volume**

Symbol	TSX Volume	TSX Value
FIRE	103,691,098	\$41,634,440
TD	10,268,152	\$848,143,775
BBD.B	8,648,745	\$8,395,019
SU	8,636,061	\$227,067,709
TRP	7,477,198	\$442,314,351
BNS	6,943,511	\$542,726,739
FIRE.WT	6,896,530	\$1,170,494
CNQ	6,633,644	\$257,006,441
K	4,738,990	\$44,165,895
MFC	4,284,889	\$115,906,914
T	4,244,625	\$109,123,755
ENB	4,067,932	\$188,965,788
BTO	4,060,596	\$23,952,882
BMO	3,919,667	\$447,376,619
CPG	3,883,071	\$19,144,684
AC	3,732,946	\$100,194,568
ERF	3,612,644	\$23,157,242
CVE	3,434,133	\$33,183,794
ABX	3,331,880	\$88,260,643
BB	3,323,783	\$39,037,677

Top 20 TSX Symbols by Value

Symbol	TSX Volume	TSX Value
TD	10,268,152	\$848,143,775
BNS	6,943,511	\$542,726,739
BMO	3,919,667	\$447,376,619
TRP	7,477,198	\$442,314,351
CNQ	6,633,644	\$257,006,441
SHOP	163,918	\$249,376,037
SU	8,636,061	\$227,067,709
RY	1,874,999	\$218,495,043
ENB	4,067,932	\$188,965,788
BCE	2,673,977	\$154,532,961
QSR	1,438,832	\$120,025,354
NA	1,371,222	\$117,914,237
MFC	4,284,889	\$115,906,914
WPM	2,201,025	\$115,695,870
CP	241,919	\$113,947,972
WCN	784,079	\$111,752,174
T	4,244,625	\$109,123,755
DOL	1,931,746	\$108,487,356
CNR	740,260	\$108,266,464
AEM	1,391,674	\$106,691,758

ETF Trading

Daily Volume	19,810,787	Average Trade Value	\$8,595
Daily Value	\$418,507,944	Average Trade Size	407
# Trades	48,690	# of ETFs Traded	769

Top 10 ETFs by TSX Volume

Symbol	Market Volume	Market Value
HND	1,485,575	\$15,529,439
XEG	1,108,142	\$8,389,903
XIU	1,029,492	\$29,722,794
BTCC.B	955,493	\$10,378,845
HNU	669,796	\$3,966,660
DLR	562,503	\$7,134,380
HOD	548,721	\$2,534,925
BTCC.U	535,991	\$5,877,766
ZEB	407,660	\$13,605,805
DLR.U	374,268	\$3,774,519

Top 10 ETFs by TSX Value

Symbol	Market Volume	Market Value
XIU	1,029,492	\$29,722,794
HND	1,485,575	\$15,529,439
ZEB	407,660	\$13,605,805
XQQ	98,049	\$10,535,272
XIC	344,457	\$10,498,762
BTCC.B	955,493	\$10,378,845
VFV	112,486	\$10,276,052
XSB	307,129	\$8,578,029
HQU	188,044	\$8,539,768
XEG	1,108,142	\$8,389,903

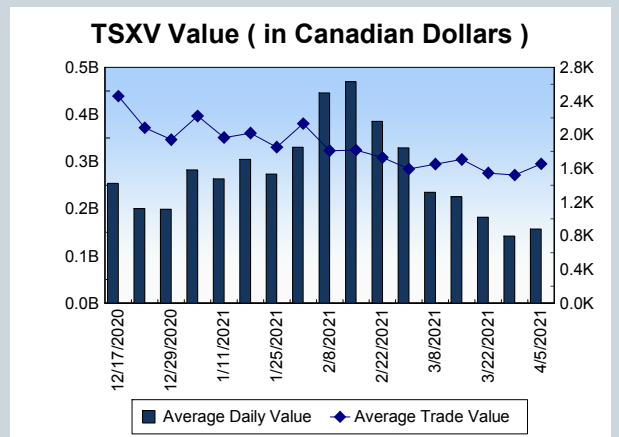
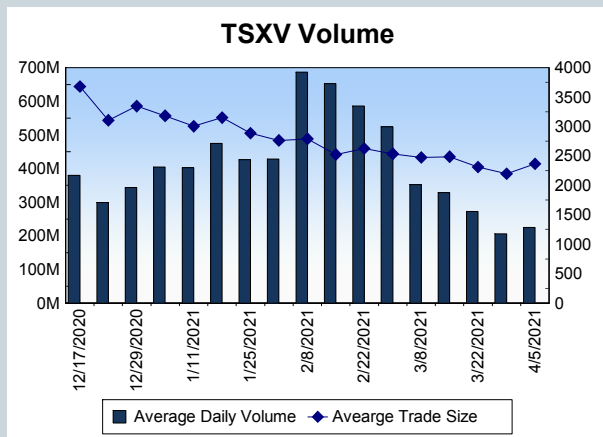
Block Trades	Non Block Trades
1,080	997,650

Top 5 Block Trade Brokers by Volume	
Broker	TSX Block Volume
SCOTIA CAPITAL INC.	22,693,200
RBC CAPITAL MARKETS	14,667,400
NATIONAL BANK FINANCIAL	13,265,200
MORGAN STANLEY CANADA	11,857,200
GOLDMAN SACHS CANADA I	11,096,800

Top 5 Block Trade Symbols by Volume	
Symbol	TSX Block Volume
FIRE	15,401,500
TD	7,242,300
TRP	6,359,000
BNS	4,548,400
CNQ	4,312,800

TSXV	
Daily Volume	239,217,255
Daily Value	\$158,329,772
Daily Trades	88,543
Daily Symbols Traded	1,286

TSXV ANONYMOUS TRADING	
Daily Volume	103,488,454
Daily Value	\$75,686,466
Average Trade Size	3,168
% TSXV Volume	43.26%



Top 20 TSXV Symbols by Volume		
Symbol	TSXV Volume	TSXV Value
TZR	12,162,303	\$124,051
EMR	9,639,991	\$740,031
LITT	3,686,708	\$256,372
CSTR	3,662,423	\$918,684
WIN	3,287,166	\$1,685,307
MTT	3,221,555	\$449,503
NDA	3,124,581	\$2,546,536
BRAU	3,115,061	\$611,156
AFM	2,926,503	\$1,687,990
AUL	2,294,000	\$143,110
HIVE	2,293,570	\$11,738,215
MTRX	2,274,913	\$3,599,244
SUGR	2,104,705	\$106,124
ORX	1,784,559	\$147,665
DGHI	1,771,547	\$3,428,229
WMD	1,730,574	\$620,384
DOC	1,472,573	\$3,153,260
NICL	1,455,194	\$262,632
WATR	1,448,708	\$107,328
HITI	1,442,955	\$1,081,024

Top 20 TSXV Symbols by Value		
Symbol	TSXV Volume	TSXV Value
TOI	141,939	\$12,242,831
HIVE	2,293,570	\$11,738,215
BITF	963,301	\$6,417,128
MTRX	2,274,913	\$3,599,244
DGHI	1,771,547	\$3,428,229
DOC	1,472,573	\$3,153,260
FD	149,106	\$3,013,462
DMGI	1,424,382	\$2,916,165
NDA	3,124,581	\$2,546,536
BNXA	350,095	\$2,493,376
DME	578,248	\$2,306,645
NEXE	1,182,686	\$2,258,278
PRYM	633,813	\$1,981,564
GIII	1,272,326	\$1,774,000
AMY	1,371,334	\$1,726,982
AFM	2,926,503	\$1,687,990
WIN	3,287,166	\$1,685,307
STC	391,456	\$1,568,175
RECO	419,190	\$1,483,870
FIL	403,308	\$1,363,925

Dark TSX/TSXV Trading			
Volume	22,749,680	Daily Trades	63,318
Value	443,052,904	Daily Symbols Traded	1,360