



January 25, 2021

For more information, email trading_sales@tsx.com
 Visit our blog at <http://exchange.tmx.com/>

Indices	January 25 Close	Previous Close	Change	% Change
S&P/TSX Composite Index	17,906.02			%
S&P/TSX 60 Index	1,060.79			%
S&P/TSX Venture Composite	954.50			%
S&P/TSX Completion Index	1,119.86			%
S&P/TSX Smallcap Index	678.94			%

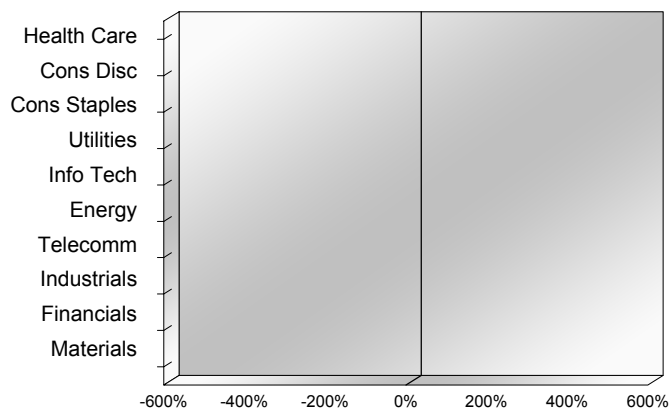
S&P/TSX Composite Index		
Advancers	Decliners	Unchanged
0	0	0

S&P/TSX Composite Index			
Top 10 Index Contributors		Top 10 Index Detractors	
Constituent	Index Contribution	Constituent	Index Contribution

S&P/TSX Composite Index			
Top 10 Advancers		Top 10 Decliners	
Constituent	Return	Constituent	Return
	%		%

S&P/TSX Composite Index				
Sector	# of Index Constituents	Weight	Market Cap (\$B)	Index Contribution
Health Care	9	%	\$36.77	
Consumer Discretionary	13	%	\$98.30	
Consumer Staples	11	%	\$91.28	
Utilities	16	%	\$133.36	
Information Technology	10	%	\$273.76	
Energy	22	%	\$295.52	
Communication Services	7	%	\$125.28	
Industrials	29	%	\$311.76	
Financials	26	%	\$757.71	
Materials	52	%	\$335.11	
S&P/TSX Composite Index	195	%	\$2,458.85	

S&P/TSX Composite Index - Sectors Returns



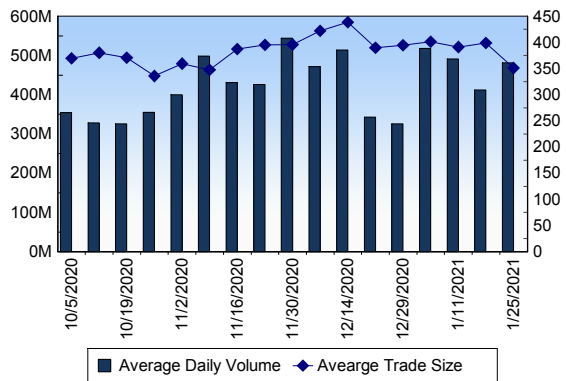
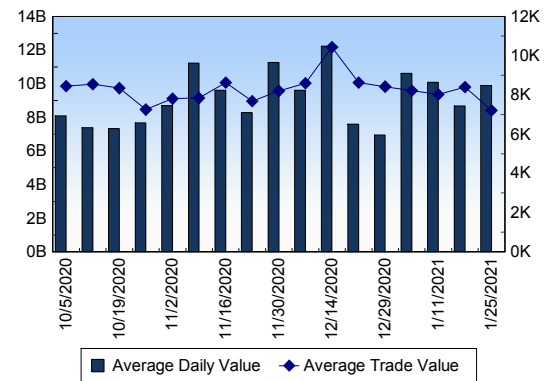
This report is published by TSX Inc. TSX Inc. does not guarantee either the completeness or the accuracy of this information. The information contained in this report is provided for informational purposes only and you agree not to rely upon the information contained in this report for any trading, business or financial purpose. These sheets are printed in Canada and issued by TSX Inc. under the express condition, to which everyone receiving or making use thereof assents, that no liability shall be incurred by TSX Inc. or its affiliated companies or any other vendor or donor, including, without limitation, for reliance on or for any errors or inaccuracies in this report. Neither TMX Group Limited, TSX Inc., nor any of their affiliated companies, guarantees the completeness of the information contained in this document and are not responsible for any errors or omission in or your use of, or reliance on, the information. This publication is under copyright. © 2015 TSX Inc. All rights reserved. Do not copy, distribute, sell or modify this publication without the prior written consent of TSX Inc. www.tmx.com/trading

TSX

Daily Volume	481,590,564
Daily Value	\$9,891,034,819
Daily Trades	1,372,200
Daily Symbols Traded	2,100

TSX ANONYMOUS TRADING

Daily Volume	184,276,949
Daily Value	\$3,981,663,028
Average Trade Size	300
% TSX Volume	38.26 %

TSX Volume**TSX Value (in Canadian Dollars)****Top 20 TSX Symbols by Volume**

Symbol	TSX Volume	TSX Value
BB	26,298,865	\$618,157,350
ZENA	14,007,426	\$1,740,594
BBD.B	12,906,791	\$9,313,551
AVL	9,884,895	\$2,062,933
SU	7,678,368	\$170,931,720
MFC	7,122,726	\$170,238,677
ENB	6,890,487	\$303,908,841
AC	6,522,620	\$137,322,351
TD	6,429,639	\$471,978,367
CVE	5,987,131	\$44,498,428
APHA	5,013,894	\$78,614,293
RY	4,802,891	\$509,456,236
TRP	4,509,970	\$253,017,590
SOP	4,210,179	\$126,498
ATD.B	4,031,548	\$155,656,574
ACB	3,720,699	\$49,054,328
MEG	3,621,905	\$17,793,961
XIU	3,588,614	\$95,903,153
BNS	3,579,700	\$249,719,705
BTO	3,279,862	\$21,122,423

Top 20 TSX Symbols by Value

Symbol	TSX Volume	TSX Value
BB	26,298,865	\$618,157,350
RY	4,802,891	\$509,456,236
TD	6,429,639	\$471,978,367
ENB	6,890,487	\$303,908,841
SHOP	190,941	\$293,064,413
BMO	2,832,329	\$276,664,212
TRP	4,509,970	\$253,017,590
BNS	3,579,700	\$249,719,705
SU	7,678,368	\$170,931,720
FTS	3,260,620	\$170,699,428
MFC	7,122,726	\$170,238,677
ATD.B	4,031,548	\$155,656,574
BAM.A	3,066,419	\$150,615,742
TFII	1,768,203	\$144,110,424
AC	6,522,620	\$137,322,351
CNR	996,406	\$136,725,443
CM	1,179,496	\$130,538,386
CP	263,589	\$115,230,795
BCE	1,910,312	\$105,390,983
PPL	3,015,249	\$105,206,069

ETF Trading

Daily Volume	29,493,593	Average Trade Value	\$10,164
Daily Value	\$657,072,861	Average Trade Size	456
# Trades	64,649	# of ETFs Traded	785

Top 10 ETFs by TSX Volume

Symbol	Market Volume	Market Value
XIU	3,588,614	\$95,903,153
HNU	3,100,932	\$20,120,098
XEG	1,685,501	\$10,279,092
HND	1,467,781	\$16,522,095
ZEB	1,141,944	\$33,732,014
DLR	790,327	\$10,159,758
HQD	643,714	\$5,889,323
DLR.U	609,683	\$6,147,634
XGD	571,991	\$11,033,805
HSD	500,055	\$5,259,417

Top 10 ETFs by TSX Value

Symbol	Market Volume	Market Value
XIU	3,588,614	\$95,903,153
ZEB	1,141,944	\$33,732,014
HQU	459,576	\$20,200,398
HNU	3,100,932	\$20,120,098
VFV	226,555	\$19,685,992
XQQ	166,469	\$17,437,645
HND	1,467,781	\$16,522,095
HXT	377,055	\$15,325,221
ZQQ	155,268	\$15,055,965
XFN	328,828	\$12,793,851

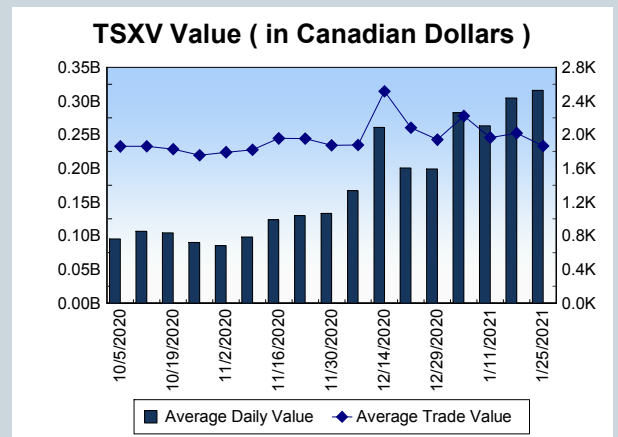
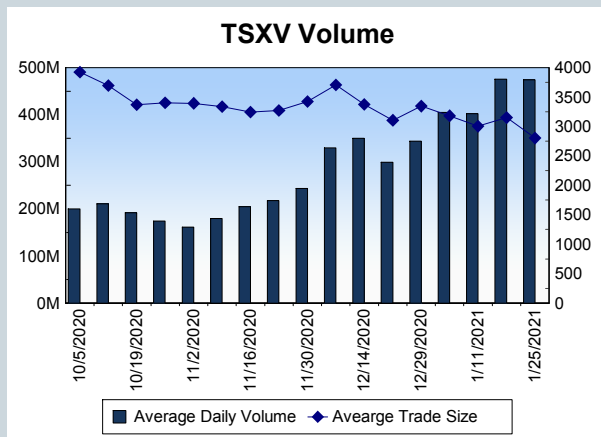
Block Trades	Non Block Trades
928	1,371,272

Top 5 Block Trade Brokers by Volume	
Broker	TSX Block Volume
SCOTIA CAPITAL INC.	18,150,820
NATIONAL BANK FINANCIAL	13,153,000
TD SECURITIES INC.	10,981,400
MERRILL LYNCH CANADA LT	9,813,900
RBC CAPITAL MARKETS	9,430,500

Top 5 Block Trade Symbols by Volume	
Symbol	TSX Block Volume
MFC	4,294,800
ENB	4,068,400
TD	3,980,400
TRP	3,076,800
FTS	2,442,200

TSXV	
Daily Volume	474,341,430
Daily Value	\$315,794,211
Daily Trades	169,210
Daily Symbols Traded	1,344

TSXV ANONYMOUS TRADING	
Daily Volume	201,246,011
Daily Value	\$136,407,220
Average Trade Size	3,761
% TSXV Volume	42.43%



Top 20 TSXV Symbols by Volume		
Symbol	TSXV Volume	TSXV Value
ELXR	15,019,696	\$226,922
THRM	13,288,332	\$5,967,405
ICO	12,306,137	\$1,089,132
HITI	10,689,215	\$6,263,324
FCO	9,577,609	\$2,020,754
MN	9,241,533	\$5,944,309
QYOU	7,430,886	\$1,452,421
AVCR	6,903,538	\$1,591,819
FUSE	6,014,178	\$932,824
AMY	5,559,414	\$6,585,901
SOLR	5,417,986	\$2,796,880
NUMI	4,990,586	\$7,777,756
MIR	4,827,852	\$1,633,434
HITI.WT	4,644,240	\$1,022,304
WATR	4,563,421	\$206,605
FLT	4,447,872	\$5,850,212
HIVE	4,426,899	\$11,795,470
QMX	4,245,930	\$1,168,203
DWS	3,735,936	\$619,828
MVY	3,392,308	\$492,534

Top 20 TSXV Symbols by Value		
Symbol	TSXV Volume	TSXV Value
FD	614,941	\$19,196,245
HIVE	4,426,899	\$11,795,470
BUS	2,307,505	\$8,460,308
NUMI	4,990,586	\$7,777,756
RECO	1,656,013	\$6,798,338
AMY	5,559,414	\$6,585,901
HITI	10,689,215	\$6,263,324
THRM	13,288,332	\$5,967,405
MN	9,241,533	\$5,944,309
FLT	4,447,872	\$5,850,212
BITF	1,768,570	\$5,388,889
NLC	1,666,270	\$5,346,788
BRAG	2,156,018	\$5,225,065
HEO	1,428,336	\$4,722,355
GPV	118,692	\$4,702,191
GRN	1,836,659	\$4,541,166
SVA	2,791,226	\$4,521,868
CTS	755,362	\$4,430,108
DOC	1,663,139	\$4,114,053
NOU	2,531,937	\$4,025,893

Dark TSX/TSXV Trading			
Volume	22,493,440	Daily Trades	92,381
Value	616,137,403	Daily Symbols Traded	1,446