



January 4, 2021

For more information, email trading_sales@tsx.com
 Visit our blog at <http://exchange.tmx.com/>

Indices	January 4 Close	Previous Close	Change	% Change
S&P/TSX Composite Index	17,527.77			%
S&P/TSX 60 Index	1,039.36			%
S&P/TSX Venture Composite	889.04			%
S&P/TSX Completion Index	1,092.44			%
S&P/TSX Smallcap Index	663.19			%

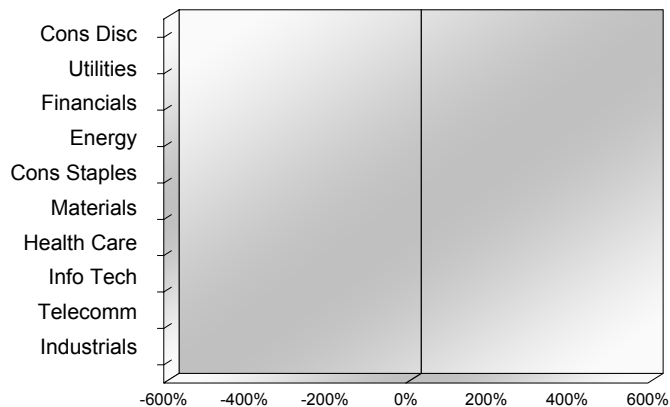
S&P/TSX Composite Index		
Advancers	Decliners	Unchanged
0	0	0

S&P/TSX Composite Index			
Top 10 Index Contributors		Top 10 Index Detractors	
Constituent	Index Contribution	Constituent	Index Contribution

S&P/TSX Composite Index			
Top 10 Advancers		Top 10 Decliners	
Constituent	Return	Constituent	Return
	%		%

S&P/TSX Composite Index				
Sector	# of Index Constituents	Weight	Market Cap (\$B)	Index Contribution
Consumer Discretionary	13	%	\$95.34	
Utilities	16	%	\$126.96	
Financials	26	%	\$741.02	
Energy	23	%	\$278.83	
Consumer Staples	11	%	\$95.74	
Materials	52	%	\$361.11	
Health Care	9	%	\$29.49	
Information Technology	10	%	\$249.73	
Communication Services	7	%	\$122.75	
Industrials	29	%	\$306.72	
S&P/TSX Composite Index	196	%	\$2,407.69	

S&P/TSX Composite Index - Sectors Returns



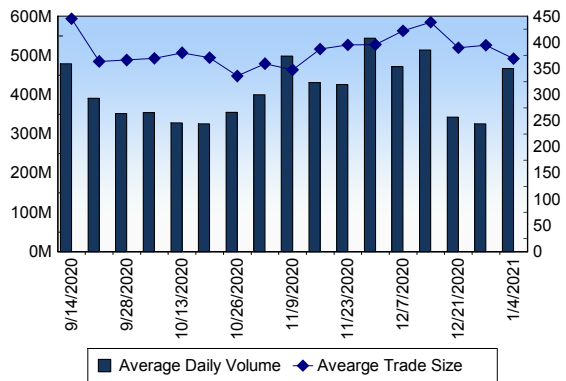
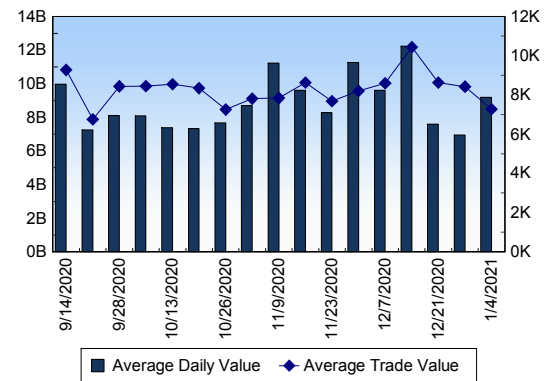
This report is published by TSX Inc. TSX Inc. does not guarantee either the completeness or the accuracy of this information. The information contained in this report is provided for informational purposes only and you agree not to rely upon the information contained in this report for any trading, business or financial purpose. These sheets are printed in Canada and issued by TSX Inc. under the express condition, to which everyone receiving or making use thereof assents, that no liability shall be incurred by TSX Inc. or its affiliated companies or any other vendor or donor, including, without limitation, for reliance on or for any errors or inaccuracies in this report. Neither TMX Group Limited, TSX Inc., nor any of their affiliated companies, guarantees the completeness of the information contained in this document and are not responsible for any errors or omission in or your use of, or reliance on, the information. This publication is under copyright. © 2015 TSX Inc. All rights reserved. Do not copy, distribute, sell or modify this publication without the prior written consent of TSX Inc. www.tmx.com/trading

TSX

Daily Volume	466,667,345
Daily Value	\$9,196,933,283
Daily Trades	1,264,298
Daily Symbols Traded	2,023

TSX ANONYMOUS TRADING

Daily Volume	181,120,013
Daily Value	\$3,643,386,000
Average Trade Size	320
% TSX Volume	38.81 %

TSX Volume**TSX Value (in Canadian Dollars)****Top 20 TSX Symbols by Volume**

Symbol	TSX Volume	TSX Value
ZENA	27,456,373	\$1,712,508
CVE	10,175,729	\$80,743,900
TD	8,546,665	\$614,823,754
BPY.UN	8,348,034	\$179,917,440
BNS	7,114,398	\$481,938,484
ENB	7,026,164	\$286,982,899
ABX	6,657,472	\$206,967,283
ACB	6,606,598	\$78,238,396
K	6,508,649	\$65,728,816
NCU	6,146,387	\$925,216
BTE	5,333,487	\$3,845,564
BTO	5,001,389	\$37,512,720
CNQ	4,982,497	\$155,117,860
SU	4,837,393	\$103,972,131
TRP	4,602,486	\$239,670,055
BBD.B	4,313,307	\$2,043,781
AC	4,240,979	\$93,973,393
CPG	4,235,273	\$12,880,028
APHA	3,655,247	\$33,917,912
YRI	3,566,693	\$27,496,031

Top 20 TSX Symbols by Value

Symbol	TSX Volume	TSX Value
TD	8,546,665	\$614,823,754
BNS	7,114,398	\$481,938,484
ENB	7,026,164	\$286,982,899
CM	2,416,845	\$261,065,888
BMO	2,616,988	\$251,473,299
TRP	4,602,486	\$239,670,055
RY	2,230,670	\$233,244,943
SHOP	160,872	\$226,143,271
ABX	6,657,472	\$206,967,283
BPY.UN	8,348,034	\$179,917,440
CNQ	4,982,497	\$155,117,860
SLF	2,601,726	\$146,830,057
BCE	2,437,640	\$133,706,732
CNR	913,374	\$127,855,207
NA	1,674,641	\$119,784,088
KL	2,126,533	\$118,835,419
CP	242,394	\$106,825,128
BAM.A	2,079,867	\$105,177,353
SU	4,837,393	\$103,972,131
AEM	1,055,367	\$100,774,102

ETF Trading

Daily Volume	31,180,820	Average Trade Value	\$9,424
Daily Value	\$733,564,313	Average Trade Size	401
# Trades	77,836	# of ETFs Traded	752

Top 10 ETFs by TSX Volume

Symbol	Market Volume	Market Value
XIU	3,286,317	\$86,150,509
HNU	2,248,558	\$14,700,803
HGD	1,363,026	\$10,892,642
HND	1,220,417	\$14,307,878
XEG	1,191,891	\$7,091,352
HSU	1,142,586	\$45,273,238
XSP	940,605	\$37,410,348
DLR	842,507	\$10,843,853
HGU	812,523	\$20,002,133
XGD	792,350	\$16,589,061

Top 10 ETFs by TSX Value

Symbol	Market Volume	Market Value
XIU	3,286,317	\$86,150,509
HSU	1,142,586	\$45,273,238
XSP	940,605	\$37,410,348
VFV	289,091	\$24,289,250
HQU	562,085	\$22,245,080
ZSP	408,436	\$21,135,683
HGU	812,523	\$20,002,133
XFN	474,961	\$18,152,998
ZQQ	184,135	\$16,928,719
XGD	792,350	\$16,589,061

Block Trades

897

Non Block Trades

1,263,401

Top 5 Block Trade Brokers by Volume

Broker	TSX Block Volume
NATIONAL BANK FINANCIAL	15,968,500
TD SECURITIES INC.	11,549,500
MERRILL LYNCH CANADA LT	9,342,000
GOLDMAN SACHS CANADA I	8,380,800
BMO NESBITT BURNS INC.	7,691,400

Top 5 Block Trade Symbols by Volume

Symbol	TSX Block Volume
TD	6,001,200
BNS	4,717,200
CVE	3,152,200
TRP	2,680,800
ENB	2,340,400

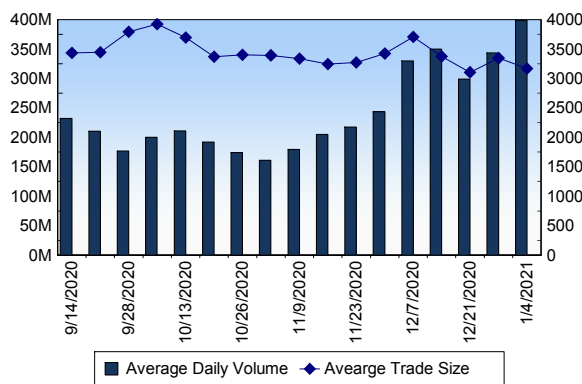
TSXV

Daily Volume	398,890,080
Daily Value	\$260,027,092
Daily Trades	125,922
Daily Symbols Traded	1,339

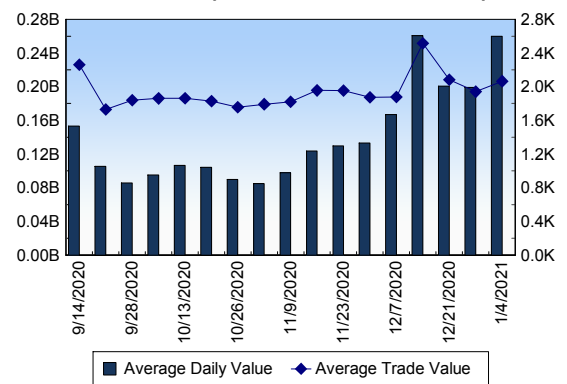
TSXV ANONYMOUS TRADING

Daily Volume	171,069,473
Daily Value	\$109,984,594
Average Trade Size	4,030
% TSXV Volume	42.89%

TSXV Volume



TSXV Value (in Canadian Dollars)



Top 20 TSXV Symbols by Volume

Symbol	TSXV Volume	TSXV Value
THRM	15,483,355	\$4,532,210
HIVE	8,786,844	\$23,044,551
VXL	7,585,598	\$3,537,471
CSTR	6,678,502	\$903,001
DASH	4,995,136	\$1,608,764
FCC	4,554,223	\$1,785,452
DAC	3,856,086	\$425,243
SEV	3,850,954	\$115,038
LMR	3,612,399	\$252,548
NUMI	3,606,092	\$4,073,494
MIR	3,279,245	\$814,650
EHT	3,241,044	\$113,555
DM	3,206,567	\$444,679
LBL	3,085,124	\$232,318
IMI	2,981,000	\$68,975
DEC	2,780,946	\$289,767
BES	2,722,370	\$280,493
VRB	2,678,382	\$333,329
MTRX	2,670,526	\$5,655,144
FLT	2,498,950	\$2,142,309

Top 20 TSXV Symbols by Value

Symbol	TSXV Volume	TSXV Value
HIVE	8,786,844	\$23,044,551
PEO	1,146,598	\$17,198,912
XBC	1,215,077	\$11,750,889
GPV	206,697	\$8,029,844
CTS	1,141,059	\$5,775,027
NNO	1,000,351	\$5,684,592
MTRX	2,670,526	\$5,655,144
BITF	2,087,955	\$5,272,717
THRM	15,483,355	\$4,532,210
DSV	2,067,175	\$4,503,666
NUMI	3,606,092	\$4,073,494
VXL	7,585,598	\$3,537,471
GRN	1,535,471	\$3,434,853
PGM	1,144,458	\$2,964,261
DOC	1,189,057	\$2,775,805
ZEN	669,691	\$2,421,878
NLC	1,130,619	\$2,394,088
EXRO	557,706	\$2,381,156
IPA	134,550	\$2,365,345
SLS	372,809	\$2,300,644

Dark TSX/TSXV Trading

Volume	19,683,780	Daily Trades	77,745
Value	468,955,825	Daily Symbols Traded	1,401