



November 18, 2019

For more information, email trading_sales@tsx.com
 Visit our blog at <http://exchange.tmx.com/>

Indices	November 18 Close	Previous Close	Change	% Change
S&P/TSX Composite Index	17,025.11			%
S&P/TSX 60 Index	1,019.47			%
S&P/TSX Venture Composite	524.92			%
S&P/TSX Completion Index	1,021.89			%
S&P/TSX Smallcap Index	556.18			%

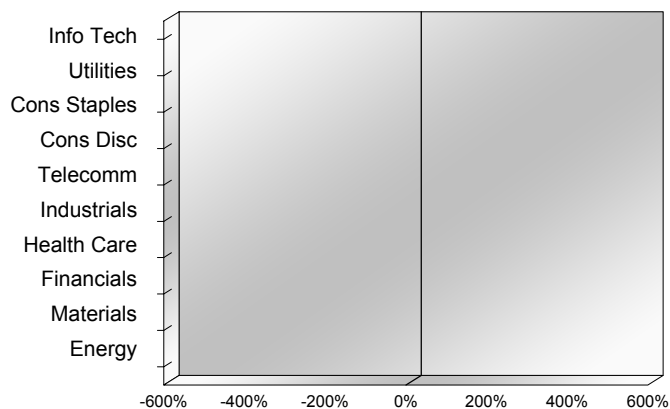
S&P/TSX Composite Index		
Advancers	Decliners	Unchanged
0	0	0

S&P/TSX Composite Index			
Top 10 Index Contributors		Top 10 Index Detractors	
Constituent	Index Contribution	Constituent	Index Contribution

S&P/TSX Composite Index			
Top 10 Advancers		Top 10 Decliners	
Constituent	Return	Constituent	Return
	%		%

S&P/TSX Composite Index				
Sector	# of Index Constituents	Weight	Market Cap (\$B)	Index Contribution
Information Technology	9	%	\$124.45	
Utilities	16	%	\$112.28	
Consumer Staples	10	%	\$94.03	
Consumer Discretionary	16	%	\$100.78	
Communication Services	7	%	\$133.54	
Industrials	32	%	\$271.26	
Health Care	10	%	\$27.95	
Financials	27	%	\$792.67	
Materials	49	%	\$262.41	
Energy	32	%	\$391.55	
S&P/TSX Composite Index	208	%	\$2,310.92	

S&P/TSX Composite Index - Sectors Returns



This report is published by TSX Inc. TSX Inc. does not guarantee either the completeness or the accuracy of this information. The information contained in this report is provided for informational purposes only and you agree not to rely upon the information contained in this report for any trading, business or financial purpose. These sheets are printed in Canada and issued by TSX Inc. under the express condition, to which everyone receiving or making use thereof assents, that no liability shall be incurred by TSX Inc. or its affiliated companies or any other vendor or donor, including, without limitation, for reliance on or for any errors or inaccuracies in this report. Neither TMX Group Limited, TSX Inc., nor any of their affiliated companies, guarantees the completeness of the information contained in this document and are not responsible for any errors or omission in or your use of, or reliance on, the information. This publication is under copyright. © 2015 TSX Inc. All rights reserved. Do not copy, distribute, sell or modify this publication without the prior written consent of TSX Inc. www.tmx.com/trading

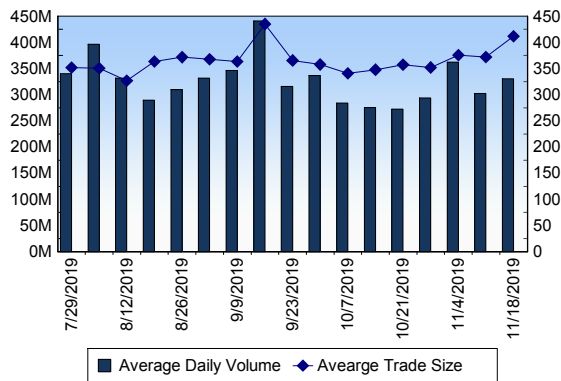
TSX

Daily Volume	330,232,980
Daily Value	\$5,557,500,441
Daily Trades	802,072
Daily Symbols Traded	1,929

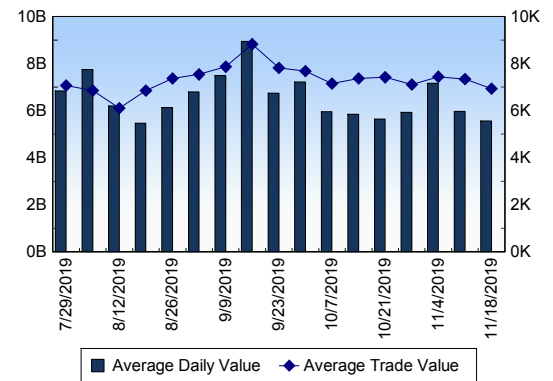
TSX ANONYMOUS TRADING

Daily Volume	108,136,000
Daily Value	\$1,857,668,122
Average Trade Size	322
% TSX Volume	32.75 %

TSX Volume



TSX Value (in Canadian Dollars)



Top 20 TSX Symbols by Volume

Symbol	TSX Volume	TSX Value
ACB	28,689,418	\$92,410,986
ECA	6,854,039	\$37,859,159
APHA	6,687,588	\$34,909,562
TGOD	5,599,103	\$3,755,982
OGC	4,148,715	\$11,203,694
WEED	4,003,388	\$77,321,771
CPG	3,928,437	\$20,411,731
BTO	3,645,809	\$17,323,046
PEY	3,565,512	\$10,235,119
SU	3,452,436	\$145,624,407
ARX	3,425,150	\$21,981,449
ENB	3,320,850	\$166,995,419
HEXO	3,260,942	\$7,212,586
ZENA.RT	3,242,952	\$96,868
WCP	3,174,410	\$12,944,222
ABX	3,157,153	\$70,293,272
DIAM	3,035,379	\$930,752
LUN	2,922,675	\$21,739,643
BBD.B	2,879,878	\$5,894,854
OGI	2,813,655	\$7,930,880

Top 20 TSX Symbols by Value

Symbol	TSX Volume	TSX Value
ENB	3,320,850	\$166,995,419
SU	3,452,436	\$145,624,407
TD	1,552,336	\$119,029,506
RY	1,055,117	\$114,706,292
BNS	1,499,708	\$114,351,573
CM	969,353	\$111,810,827
GIB.A	1,005,268	\$108,585,942
BMO	1,043,715	\$105,667,576
SHOP	234,582	\$99,469,473
CNR	797,703	\$98,382,389
ACB	28,689,418	\$92,410,986
CP	252,151	\$80,928,341
QSR	906,013	\$79,453,895
WEED	4,003,388	\$77,321,771
CNQ	2,087,348	\$77,236,089
BCE	1,184,030	\$76,315,598
ABX	3,157,153	\$70,293,272
MFC	2,425,669	\$62,962,059
TRP	884,039	\$60,019,144
FNV	458,234	\$59,931,500

ETF Trading

Daily Volume	18,837,769	Average Trade Value	\$9,911
Daily Value	\$289,031,039	Average Trade Size	646
# Trades	29,162	# of ETFs Traded	619

Top 10 ETFs by TSX Volume

Symbol	Market Volume	Market Value
HNU	2,692,246	\$25,311,053
HOD	2,138,829	\$9,297,986
HOU	1,526,204	\$8,807,511
XIU	1,280,974	\$32,972,020
HND	941,388	\$7,042,707
HGU	767,064	\$13,057,325
HMMJ	657,455	\$5,711,605
HGD	640,426	\$2,620,101
XEG	605,708	\$5,169,557
ZSP	487,034	\$22,113,248

Top 10 ETFs by TSX Value

Symbol	Market Volume	Market Value
XIU	1,280,974	\$32,972,020
HNU	2,692,246	\$25,311,053
ZSP	487,034	\$22,113,248
HGU	767,064	\$13,057,325
HOD	2,138,829	\$9,297,986
HOU	1,526,204	\$8,807,511
HND	941,388	\$7,042,707
XGD	441,732	\$6,661,703
HXT	158,518	\$5,970,701
VFV	79,970	\$5,860,326

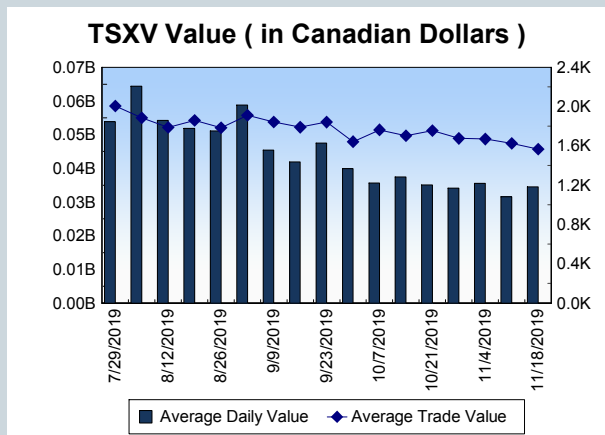
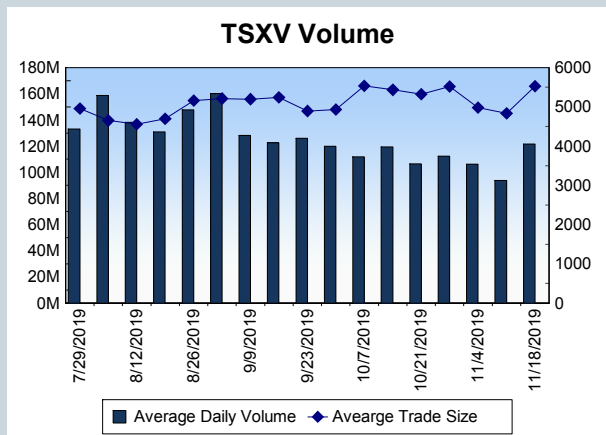
Block Trades	Non Block Trades
642	801,430

Top 5 Block Trade Brokers by Volume	
Broker	TSX Block Volume
SCOTIA CAPITAL INC.	22,209,000
TD SECURITIES INC.	11,979,400
GOLDMAN SACHS CANADA I	10,932,650
NATIONAL BANK FINANCIAL	3,689,400
CIBC WORLD MARKETS INC.	3,353,800

Top 5 Block Trade Symbols by Volume	
Symbol	TSX Block Volume
ECA	2,101,300
EFN	1,854,300
WCP	1,847,800
ENB	1,797,600
SU	1,768,300

TSXV	
Daily Volume	121,587,964
Daily Value	\$34,455,084
Daily Trades	22,002
Daily Symbols Traded	1,056

TSXV ANONYMOUS TRADING	
Daily Volume	55,382,077
Daily Value	\$14,375,625
Average Trade Size	5,712
% TSXV Volume	45.55%



Top 20 TSXV Symbols by Volume		
Symbol	TSXV Volume	TSXV Value
PXI	5,937,500	\$406,635
ADD	1,890,000	\$28,378
ACU	1,769,739	\$173,866
AAZ	1,744,000	\$43,600
NKL	1,714,763	\$613,978
TSD	1,628,000	\$91,880
EMH	1,563,385	\$667,897
N	1,467,984	\$520,147
CDB	1,462,000	\$115,398
STA	1,458,200	\$21,740
EVE	1,272,167	\$190,280
HVT	1,180,960	\$229,293
RYU	1,023,200	\$29,783
NZ	999,000	\$9,770
MTLO	996,625	\$377,632
TVI	965,000	\$9,340
TR	957,500	\$44,738
PURE	954,103	\$115,473
PIPE	937,242	\$1,218,183
RGC	905,000	\$21,750

Top 20 TSXV Symbols by Value		
Symbol	TSXV Volume	TSXV Value
SVI	691,985	\$2,497,958
PIPE	937,242	\$1,218,183
VGW	225,861	\$694,027
EMH	1,563,385	\$667,897
NKL	1,714,763	\$613,978
CD	533,720	\$583,807
EQX	68,589	\$572,727
EOG	617,418	\$558,181
GBR	86,319	\$556,424
QST	127,994	\$543,315
STC	258,675	\$529,127
N	1,467,984	\$520,147
WMD	515,471	\$494,255
XBC	206,607	\$423,166
PXI	5,937,500	\$406,635
XLY	615,257	\$405,747
KHRN	441,322	\$399,718
PCLO	125,873	\$398,011
IPC	817,200	\$396,342
SCR	545,802	\$393,352

Dark TSX/TSXV Trading			
Volume	14,557,190	Daily Trades	49,845
Value	264,759,417	Daily Symbols Traded	1,173