



November 14, 2019

For more information, email trading_sales@tsx.com
 Visit our blog at <http://exchange.tmx.com/>

Indices	November 14 Close	Previous Close	Change	% Change
S&P/TSX Composite Index	16,972.18			%
S&P/TSX 60 Index	1,015.68			%
S&P/TSX Venture Composite	527.15			%
S&P/TSX Completion Index	1,020.95			%
S&P/TSX Smallcap Index	559.54			%

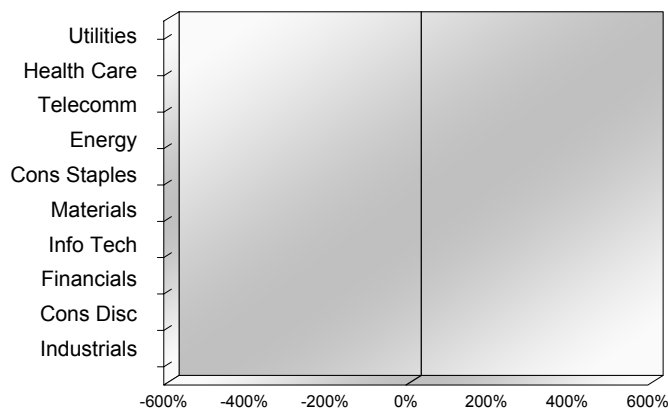
S&P/TSX Composite Index		
Advancers	Decliners	Unchanged
0	0	0

S&P/TSX Composite Index			
Top 10 Index Contributors		Top 10 Index Detractors	
Constituent	Index Contribution	Constituent	Index Contribution

S&P/TSX Composite Index			
Top 10 Advancers		Top 10 Decliners	
Constituent	Return	Constituent	Return
	%		%

S&P/TSX Composite Index				
Sector	# of Index Constituents	Weight	Market Cap (\$B)	Index Contribution
Utilities	16	%	\$111.58	
Health Care	10	%	\$30.03	
Communication Services	7	%	\$133.25	
Energy	32	%	\$391.34	
Consumer Staples	10	%	\$92.53	
Materials	49	%	\$260.92	
Information Technology	9	%	\$122.34	
Financials	27	%	\$791.41	
Consumer Discretionary	16	%	\$101.03	
Industrials	32	%	\$269.95	
S&P/TSX Composite Index	208	%	\$2,304.38	

S&P/TSX Composite Index - Sectors Returns



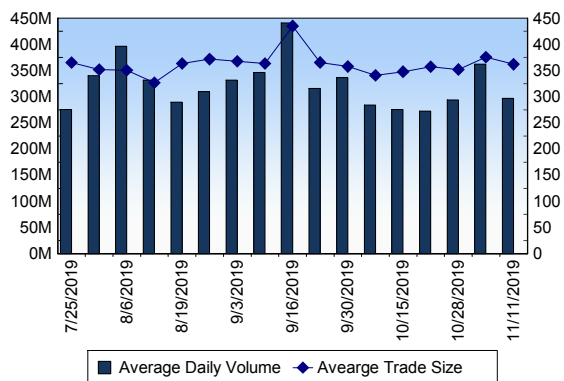
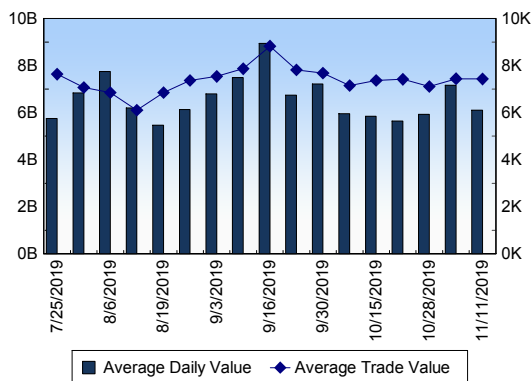
This report is published by TSX Inc. TSX Inc. does not guarantee either the completeness or the accuracy of this information. The information contained in this report is provided for informational purposes only and you agree not to rely upon the information contained in this report for any trading, business or financial purpose. These sheets are printed in Canada and issued by TSX Inc. under the express condition, to which everyone receiving or making use thereof assents, that no liability shall be incurred by TSX Inc. or its affiliated companies or any other vendor or donor, including, without limitation, for reliance on or for any errors or inaccuracies in this report. Neither TMX Group Limited, TSX Inc., nor any of their affiliated companies, guarantees the completeness of the information contained in this document and are not responsible for any errors or omission in or your use of, or reliance on, the information. This publication is under copyright. © 2015 TSX Inc. All rights reserved. Do not copy, distribute, sell or modify this publication without the prior written consent of TSX Inc. www.tmx.com/trading

TSX

Daily Volume	278,888,382
Daily Value	\$5,275,006,760
Daily Trades	791,917
Daily Symbols Traded	1,883

TSX ANONYMOUS TRADING

Daily Volume	103,008,466
Daily Value	\$1,962,309,300
Average Trade Size	294
% TSX Volume	36.94 %

TSX Volume**TSX Value (in Canadian Dollars)****Top 20 TSX Symbols by Volume**

Symbol	TSX Volume	TSX Value
ACB	8,220,177	\$35,297,170
MFC	7,028,199	\$184,317,499
WEED	5,525,555	\$115,316,190
TGOD	5,482,503	\$4,777,371
ZENA.RT	5,212,605	\$108,904
ECA	4,741,677	\$27,615,546
ENB	4,025,298	\$201,403,190
CPG	3,614,546	\$18,837,959
HEXO	3,554,763	\$8,702,233
CNQ	3,276,512	\$120,550,205
BBD.B	2,951,717	\$5,965,439
APHA	2,869,370	\$16,148,013
YRI	2,775,987	\$12,651,075
OGI	2,588,478	\$8,266,383
K	2,503,765	\$14,157,527
XIU	2,501,291	\$64,170,253
OGC	2,411,361	\$7,662,239
GEI	2,404,439	\$62,353,833
BTO	2,273,706	\$10,601,849
WM	2,248,338	\$1,381,682

Top 20 TSX Symbols by Value

Symbol	TSX Volume	TSX Value
ENB	4,025,298	\$201,403,190
MFC	7,028,199	\$184,317,499
CNR	1,300,632	\$160,300,644
CNQ	3,276,512	\$120,550,205
WEED	5,525,555	\$115,316,190
TD	1,433,947	\$109,452,156
BMO	1,042,521	\$105,018,828
RY	969,898	\$105,010,783
BCE	1,600,081	\$102,611,404
BAM.A	1,342,059	\$102,466,008
BNS	1,217,051	\$92,544,244
RCI.B	1,345,042	\$85,210,377
SU	1,844,134	\$78,379,249
CM	626,394	\$71,659,647
FTS	1,247,559	\$66,858,109
XIU	2,501,291	\$64,170,253
KEY	1,886,733	\$64,060,059
GEI	2,404,439	\$62,353,833
SLF	1,015,534	\$61,908,808
SJR.B	2,129,572	\$58,659,063

ETF Trading

Daily Volume	18,188,096	Average Trade Value	\$11,783
Daily Value	\$286,646,218	Average Trade Size	748
# Trades	24,328	# of ETFs Traded	596

Top 10 ETFs by TSX Volume

Symbol	Market Volume	Market Value
XIU	2,501,291	\$64,170,253
HOD	1,996,416	\$8,650,089
HNU	1,982,377	\$19,776,898
HOU	1,481,413	\$8,646,467
HND	1,210,842	\$8,569,906
HMMJ	802,664	\$7,434,358
HGU	771,331	\$12,998,143
XEG	479,640	\$4,125,445
XGD	462,445	\$6,965,748
HGD	361,002	\$1,495,787

Top 10 ETFs by TSX Value

Symbol	Market Volume	Market Value
XIU	2,501,291	\$64,170,253
HNU	1,982,377	\$19,776,898
HGU	771,331	\$12,998,143
HOD	1,996,416	\$8,650,089
HOU	1,481,413	\$8,646,467
HND	1,210,842	\$8,569,906
HXT	212,944	\$7,989,786
HMMJ	802,664	\$7,434,358
XGD	462,445	\$6,965,748
XSP	180,930	\$6,217,672

Block Trades

555

Non Block Trades

791,362

Top 5 Block Trade Brokers by Volume

Broker	TSX Block Volume
TD SECURITIES INC.	12,406,600
RBC CAPITAL MARKETS	9,293,700
NATIONAL BANK FINANCIAL	5,427,600
CIBC WORLD MARKETS INC.	2,227,900
MORGAN STANLEY CANADA	2,095,900

Top 5 Block Trade Symbols by Volume

Symbol	TSX Block Volume
MFC	4,463,325
CNQ	2,021,500
GEI	1,966,500
MXG	1,940,300
XIU	1,352,300

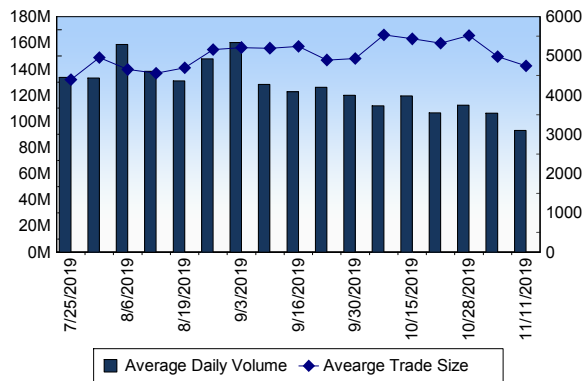
TSXV

Daily Volume	99,719,631
Daily Value	\$34,667,499
Daily Trades	19,354
Daily Symbols Traded	983

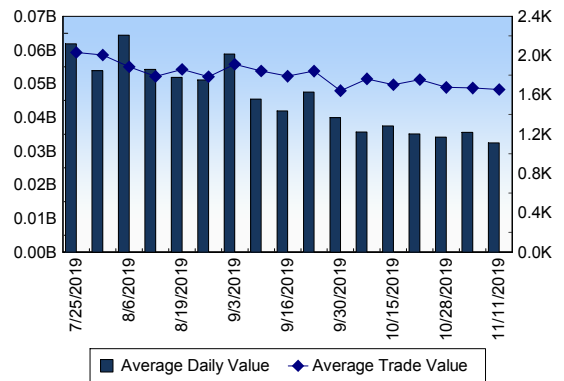
TSXV ANONYMOUS TRADING

Daily Volume	44,950,881
Daily Value	\$15,883,599
Average Trade Size	5,092
% TSXV Volume	45.08%

TSXV Volume



TSXV Value (in Canadian Dollars)



Top 20 TSXV Symbols by Volume

Symbol	TSXV Volume	TSXV Value
VUL	2,093,237	\$171,729
NGH.H	2,092,000	\$10,460
BCT	1,961,619	\$95,154
FMS	1,828,084	\$27,471
AAN	1,338,500	\$33,458
TRAD	1,200,000	\$49,645
PURE	1,169,479	\$159,401
EOG	1,127,109	\$1,004,354
DCOP	1,125,000	\$5,800
TVI	1,044,000	\$5,270
NZ	990,500	\$9,535
SVI	963,604	\$3,352,598
NXN	938,000	\$23,545
Z	859,600	\$17,442
XLY	824,216	\$574,760
SUGR.WT	791,000	\$19,455
GIII	775,200	\$123,502
BXR	755,000	\$3,775
RPX	746,333	\$22,390
ILA	711,500	\$191,215

Top 20 TSXV Symbols by Value

Symbol	TSXV Volume	TSXV Value
SVI	963,604	\$3,352,598
EQX	156,206	\$1,318,195
VGW	362,050	\$1,112,874
SUVA.A	99,200	\$1,091,808
GBR	167,156	\$1,076,713
EOG	1,127,109	\$1,004,354
PCLO	274,384	\$953,409
KNT	408,790	\$853,997
XBC	355,256	\$737,416
SGMA	380,000	\$722,000
XLY	824,216	\$574,760
EGLX	255,001	\$536,168
QST	119,564	\$505,040
ACST	167,855	\$429,405
EMH	665,451	\$368,784
KHRN	420,217	\$366,717
MCLD	682,544	\$336,572
WMD	317,649	\$334,593
AU	185,490	\$314,350
FLWR	107,406	\$289,792

Dark TSX/TSXV Trading

Volume	15,038,070	Daily Trades	52,277
Value	306,304,637	Daily Symbols Traded	1,103