



September 18, 2019

For more information, email trading_sales@tsx.com
 Visit our blog at <http://exchange.tmx.com/>

Indices	September 18 Close	Previous Close	Change	% Change
S&P/TSX Composite Index	16,800.29			%
S&P/TSX 60 Index	1,005.77			%
S&P/TSX Venture Composite	584.91			%
S&P/TSX Completion Index	1,009.29			%
S&P/TSX Smallcap Index	583.45			%

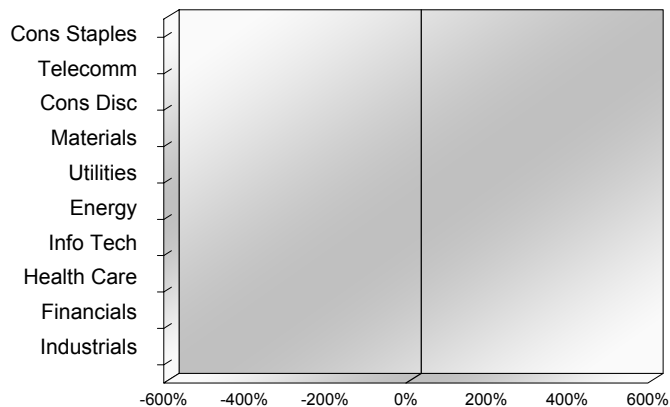
S&P/TSX Composite Index		
Advancers	Decliners	Unchanged
0	0	0

S&P/TSX Composite Index			
Top 10 Index Contributors		Top 10 Index Detractors	
Constituent	Index Contribution	Constituent	Index Contribution

S&P/TSX Composite Index			
Top 10 Advancers		Top 10 Decliners	
Constituent	Return	Constituent	Return
	%		%

S&P/TSX Composite Index				
Sector	# of Index Constituents	Weight	Market Cap (\$B)	Index Contribution
Consumer Staples	10	%	\$94.08	
Communication Services	7	%	\$132.46	
Consumer Discretionary	16	%	\$99.03	
Materials	47	%	\$260.80	
Utilities	16	%	\$106.19	
Energy	40	%	\$397.74	
Information Technology	10	%	\$123.02	
Health Care	11	%	\$36.57	
Financials	26	%	\$758.82	
Industrials	31	%	\$259.67	
S&P/TSX Composite Index	214	%	\$2,268.37	

S&P/TSX Composite Index - Sectors Returns



This report is published by TSX Inc. TSX Inc. does not guarantee either the completeness or the accuracy of this information. The information contained in this report is provided for informational purposes only and you agree not to rely upon the information contained in this report for any trading, business or financial purpose. These sheets are printed in Canada and issued by TSX Inc. under the express condition, to which everyone receiving or making use thereof assents, that no liability shall be incurred by TSX Inc. or its affiliated companies or any other vendor or donor, including, without limitation, for reliance on or for any errors or inaccuracies in this report. Neither TMX Group Limited, TSX Inc., nor any of their affiliated companies, guarantees the completeness of the information contained in this document and are not responsible for any errors or omission in or your use of, or reliance on, the information. This publication is under copyright. © 2015 TSX Inc. All rights reserved. Do not copy, distribute, sell or modify this publication without the prior written consent of TSX Inc. www.tmx.com/trading

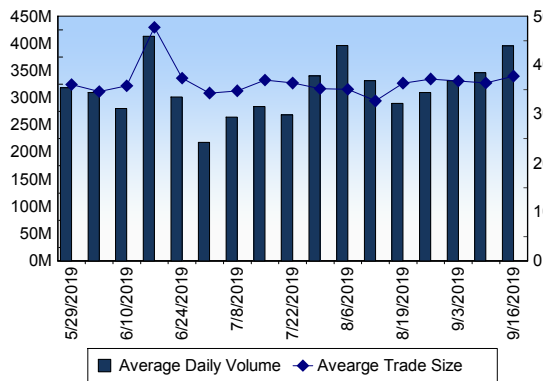
TSX

Daily Volume	350,624,654
Daily Value	\$7,221,931,117
Daily Trades	956,199
Daily Symbols Traded	1,850

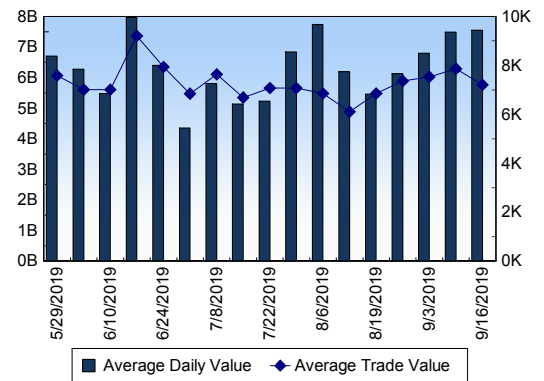
TSX ANONYMOUS TRADING

Daily Volume	137,288,979
Daily Value	\$2,761,197,589
Average Trade Size	324
% TSX Volume	39.16 %

TSX Volume



TSX Value (in Canadian Dollars)



Top 20 TSX Symbols by Volume

Symbol	TSX Volume	TSX Value
ECA	8,970,847	\$60,126,376
K	7,440,130	\$49,984,560
CPG	7,154,355	\$43,090,497
HOU	6,600,613	\$40,203,877
ABX	6,550,051	\$153,443,259
BTE	6,192,772	\$13,610,498
HOD	5,991,571	\$25,849,171
MFC	5,930,153	\$143,494,044
CNQ	5,929,166	\$214,368,380
BBD.B	5,821,960	\$11,049,664
TRP	5,128,638	\$345,354,278
TRST	5,082,791	\$8,117,434
BTO	4,588,578	\$19,659,679
ROXG	4,582,200	\$5,499,520
ACB	4,389,646	\$30,813,818
FM	4,358,917	\$44,268,408
PNE	4,068,000	\$548,875
SU	3,966,746	\$167,900,332
YRI	3,938,815	\$17,561,744
ENB	3,599,255	\$169,058,587

Top 20 TSX Symbols by Value

Symbol	TSX Volume	TSX Value
TRP	5,128,638	\$345,354,278
RY	3,115,907	\$331,059,417
CM	2,493,571	\$273,753,834
TD	3,480,872	\$264,369,000
CNQ	5,929,166	\$214,368,380
ENB	3,599,255	\$169,058,587
SU	3,966,746	\$167,900,332
BNS	2,103,859	\$157,187,639
ABX	6,550,051	\$153,443,259
BCE	2,314,807	\$148,039,914
MFC	5,930,153	\$143,494,044
BMO	1,475,886	\$142,985,095
ATD.B	1,320,343	\$106,933,097
CNR	854,455	\$102,969,864
SHOP	238,281	\$102,706,682
PPL	2,027,024	\$100,103,957
NTR	1,301,152	\$89,468,783
FNV	713,585	\$87,499,906
KL	1,223,475	\$74,709,954
NA	1,101,969	\$71,324,389

ETF Trading

Daily Volume	34,577,217	Average Trade Value	\$11,188
Daily Value	\$455,806,840	Average Trade Size	849
# Trades	40,741	# of ETFs Traded	580

Top 10 ETFs by TSX Volume

Symbol	Market Volume	Market Value
HOU	6,600,613	\$40,203,877
HOD	5,991,571	\$25,849,171
XEG	2,739,131	\$25,186,110
XIU	1,884,584	\$47,692,415
HGU	1,633,128	\$28,661,729
XGD	1,573,670	\$23,743,676
HGD	1,487,368	\$6,259,780
HNU	1,236,124	\$14,964,204
HND	1,217,152	\$7,718,079
HQD	661,973	\$3,396,374

Top 10 ETFs by TSX Value

Symbol	Market Volume	Market Value
XIU	1,884,584	\$47,692,415
HOU	6,600,613	\$40,203,877
HGU	1,633,128	\$28,661,729
HOD	5,991,571	\$25,849,171
XEG	2,739,131	\$25,186,110
XGD	1,573,670	\$23,743,676
XSP	487,248	\$16,188,568
ZSP	363,229	\$15,971,011
ZEB	537,814	\$15,635,459
HNU	1,236,124	\$14,964,204

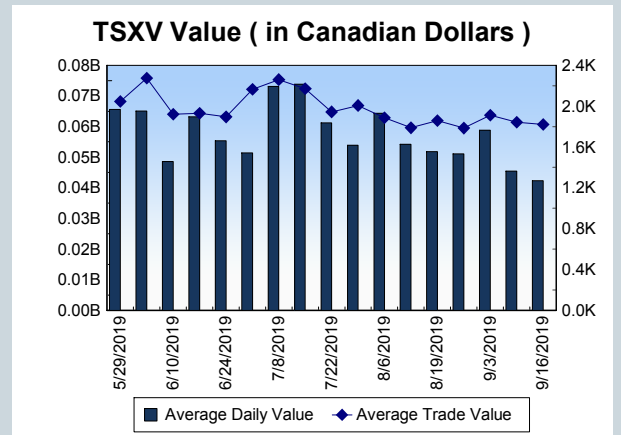
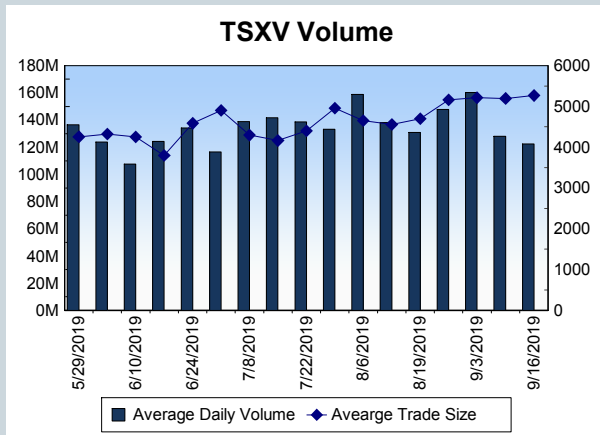
Block Trades	Non Block Trades
1,087	955,112

Top 5 Block Trade Brokers by Volume	
Broker	TSX Block Volume
NATIONAL BANK FINANCIAL	15,558,400
TD SECURITIES INC.	13,549,900
RBC CAPITAL MARKETS	10,306,000
CIBC WORLD MARKETS INC.	9,545,000
VIRTU ITG CANADA CORP	7,513,900

Top 5 Block Trade Symbols by Volume	
Symbol	TSX Block Volume
PNE	4,000,000
TRP	3,377,500
MFC	2,996,000
CNQ	2,834,100
CPG	2,021,900

TSXV	
Daily Volume	121,213,646
Daily Value	\$41,252,317
Daily Trades	22,002
Daily Symbols Traded	1,009

TSXV ANONYMOUS TRADING	
Daily Volume	56,996,707
Daily Value	\$21,498,625
Average Trade Size	5,272
% TSXV Volume	47.02%



Top 20 TSXV Symbols by Volume		
Symbol	TSXV Volume	TSXV Value
MLR	4,528,100	\$141,391
CXO	3,162,110	\$221,348
ELXR	2,608,261	\$189,930
SVA	2,604,981	\$615,691
NDVA	2,566,320	\$771,406
WKG	1,949,000	\$9,745
OOR	1,941,000	\$50,760
PAC	1,857,742	\$373,159
MVN	1,728,155	\$194,730
SBM	1,489,885	\$751,219
HIVE	1,381,109	\$441,984
CLM	1,355,941	\$376,385
GOT	1,307,995	\$169,632
GSR	1,249,000	\$24,975
KLY	1,175,150	\$47,010
VIT	1,150,302	\$673,247
BGM	1,093,234	\$476,244
OEE	1,061,000	\$42,220
NTY	998,000	\$30,660
VGW	910,056	\$3,613,448

Top 20 TSXV Symbols by Value		
Symbol	TSXV Volume	TSXV Value
VGW	910,056	\$3,613,448
GBR	287,320	\$2,663,847
NUAG	503,438	\$1,490,612
XBC	833,620	\$1,413,718
EQX	175,701	\$1,339,833
KNT	519,663	\$1,029,441
ERE.UN	216,631	\$919,257
NDVA	2,566,320	\$771,406
SBM	1,489,885	\$751,219
VIT	1,150,302	\$673,247
SVA	2,604,981	\$615,691
KBLT	138,023	\$555,989
ACST	180,149	\$524,788
PCLO	104,478	\$494,349
BGM	1,093,234	\$476,244
HIVE	1,381,109	\$441,984
KHRN	282,015	\$414,479
ACES	321,652	\$389,355
FLT	377,973	\$381,232
CLM	1,355,941	\$376,385

Dark TSX/TSXV Trading			
Volume	15,631,070	Daily Trades	49,922
Value	294,206,669	Daily Symbols Traded	1,038