



September 6, 2019

For more information, email [trading\\_sales@tsx.com](mailto:trading_sales@tsx.com)  
 Visit our blog at <http://exchange.tmx.com/>

Indices	September 6 Close	Previous Close	Change	% Change
S&P/TSX Composite Index	16,535.33			%
S&P/TSX 60 Index	987.99			%
S&P/TSX Venture Composite	588.51			%
S&P/TSX Completion Index	1,000.20			%
S&P/TSX Smallcap Index	579.29			%

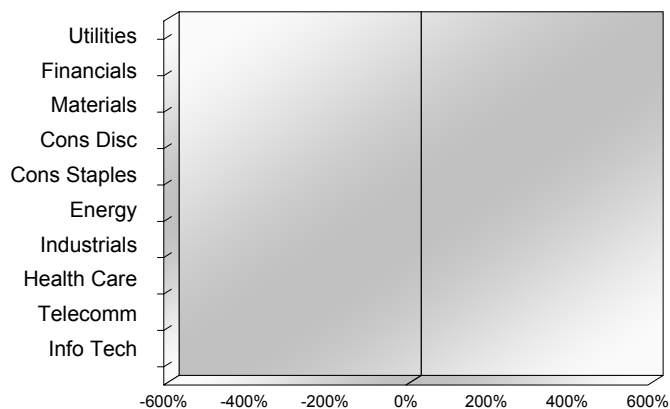
S&P/TSX Composite Index		
Advancers	Decliners	Unchanged
0	0	0

S&P/TSX Composite Index			
Top 10 Index Contributors		Top 10 Index Detractors	
Constituent	Index Contribution	Constituent	Index Contribution

S&P/TSX Composite Index			
Top 10 Advancers		Top 10 Decliners	
Constituent	Return	Constituent	Return
	%		%

S&P/TSX Composite Index				
Sector	# of Index Constituents	Weight	Market Cap (\$B)	Index Contribution
Utilities	16	%	\$106.11	
Financials	26	%	\$728.69	
Materials	47	%	\$263.66	
Consumer Discretionary	16	%	\$99.06	
Consumer Staples	10	%	\$96.76	
Energy	40	%	\$377.03	
Industrials	31	%	\$262.33	
Health Care	11	%	\$37.33	
Communication Services	7	%	\$131.10	
Information Technology	10	%	\$130.34	
<b>S&amp;P/TSX Composite Index</b>	<b>214</b>	<b>%</b>	<b>\$2,232.42</b>	

S&P/TSX Composite Index - Sectors Returns



This report is published by TSX Inc. TSX Inc. does not guarantee either the completeness or the accuracy of this information. The information contained in this report is provided for informational purposes only and you agree not to rely upon the information contained in this report for any trading, business or financial purpose. These sheets are printed in Canada and issued by TSX Inc. under the express condition, to which everyone receiving or making use thereof assents, that no liability shall be incurred by TSX Inc. or its affiliated companies or any other vendor or donor, including, without limitation, for reliance on or for any errors or inaccuracies in this report. Neither TMX Group Limited, TSX Inc., nor any of their affiliated companies, guarantees the completeness of the information contained in this document and are not responsible for any errors or omission in or your use of, or reliance on, the information. This publication is under copyright. © 2015 TSX Inc. All rights reserved. Do not copy, distribute, sell or modify this publication without the prior written consent of TSX Inc. [www.tmx.com/trading](http://www.tmx.com/trading)

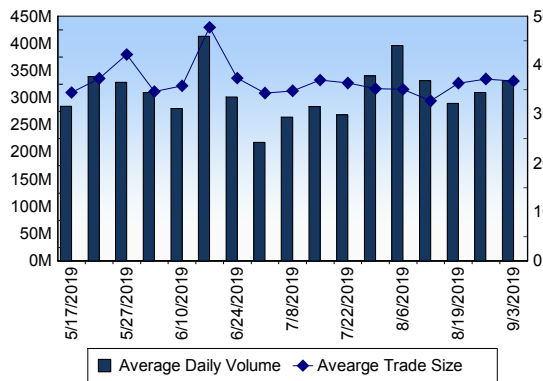
## TSX

Daily Volume	314,297,241
Daily Value	\$5,810,007,170
Daily Trades	863,002
Daily Symbols Traded	1,861

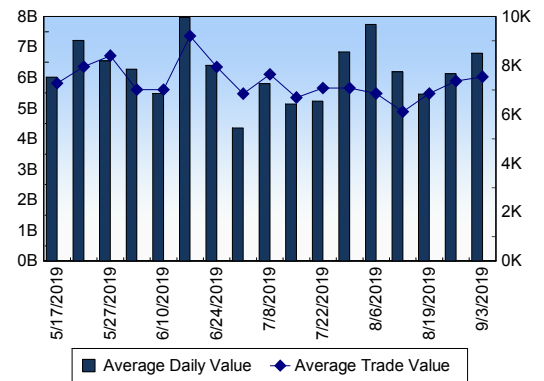
## TSX ANONYMOUS TRADING

Daily Volume	112,945,305
Daily Value	\$2,204,710,600
Average Trade Size	312
% TSX Volume	35.94 %

### TSX Volume



### TSX Value ( in Canadian Dollars )



### Top 20 TSX Symbols by Volume

Symbol	TSX Volume	TSX Value
SWY	15,947,741	\$222,903
ABX	6,740,550	\$161,158,614
ECA	6,425,890	\$38,297,469
ACB	5,294,899	\$42,430,659
HOD	5,071,748	\$25,868,923
K	4,573,628	\$30,418,881
BTO	4,019,500	\$18,125,785
SU	3,948,987	\$154,406,879
TGOD	3,871,011	\$11,511,635
YRI	3,531,536	\$16,417,001
WEED	3,382,626	\$123,138,203
CNQ	3,255,164	\$102,447,163
BBD.B	3,245,827	\$5,811,873
HND	2,902,130	\$20,580,879
NGD	2,806,058	\$4,572,439
ENB	2,743,525	\$123,956,975
MFC	2,726,658	\$61,806,324
CPG	2,644,643	\$12,961,202
APHA	2,528,123	\$23,214,389
WCP	2,370,052	\$9,647,575

### Top 20 TSX Symbols by Value

Symbol	TSX Volume	TSX Value
ABX	6,740,550	\$161,158,614
SU	3,948,987	\$154,406,879
TD	2,056,121	\$149,683,669
BNS	1,993,434	\$143,568,990
RY	1,372,326	\$138,267,336
CNR	1,078,835	\$131,971,847
BMO	1,397,215	\$128,649,612
TRP	1,878,374	\$126,414,039
ENB	2,743,525	\$123,956,975
WEED	3,382,626	\$123,138,203
SHOP	240,742	\$122,733,176
CM	1,149,862	\$119,065,712
AEM	1,315,200	\$104,838,864
CNQ	3,255,164	\$102,447,163
ATD.B	1,177,035	\$99,444,984
T	1,850,950	\$90,500,945
FNV	673,703	\$86,198,355
BCE	1,334,962	\$84,737,348
RCI.B	1,142,487	\$74,726,683
KL	1,001,680	\$63,617,683

## ETF Trading

Daily Volume	25,892,174	Average Trade Value	\$11,068
Daily Value	\$354,243,555	Average Trade Size	809
# Trades	32,007	# of ETFs Traded	567

### Top 10 ETFs by TSX Volume

Symbol	Market Volume	Market Value
HOD	5,071,748	\$25,868,923
HND	2,902,130	\$20,580,879
HOU	2,369,078	\$13,618,304
XIU	1,577,870	\$39,178,490
XGD	1,283,474	\$20,166,839
HGD	1,282,474	\$4,984,105
HGU	1,032,693	\$20,189,720
HNU	861,189	\$9,439,709
XEG	831,385	\$6,827,219
ZPR	422,590	\$4,023,985

### Top 10 ETFs by TSX Value

Symbol	Market Volume	Market Value
XIU	1,577,870	\$39,178,490
HOD	5,071,748	\$25,868,923
HND	2,902,130	\$20,580,879
HGU	1,032,693	\$20,189,720
XGD	1,283,474	\$20,166,839
HOU	2,369,078	\$13,618,304
HXT	313,881	\$11,397,850
CSAV	203,520	\$10,180,322
HNU	861,189	\$9,439,709
PSA	186,739	\$9,343,157

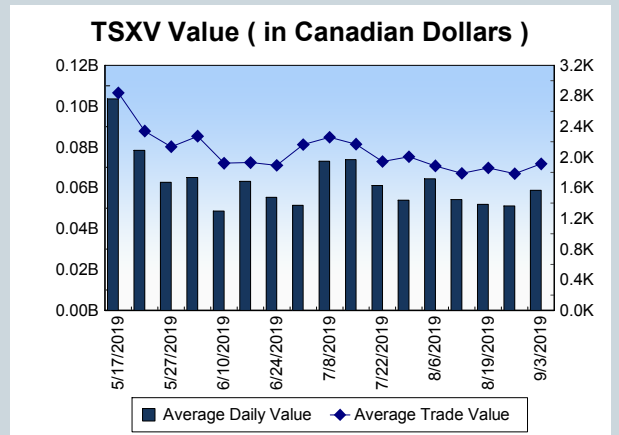
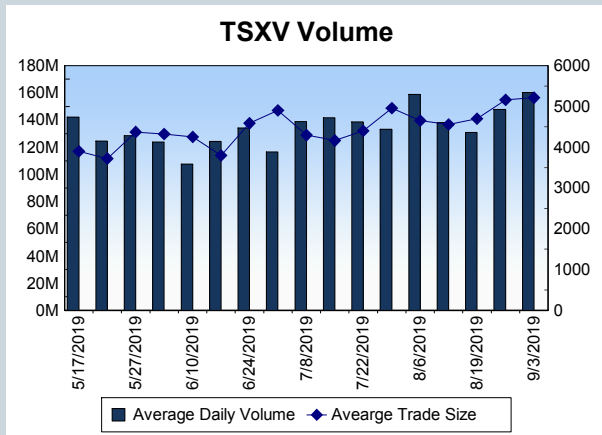
<b>Block Trades</b>	<b>Non Block Trades</b>
758	862,244

Top 5 Block Trade Brokers by Volume	
Broker	TSX Block Volume
TD SECURITIES INC.	9,710,300
SCOTIA CAPITAL INC.	6,676,100
CIBC WORLD MARKETS INC.	6,169,920
NATIONAL BANK FINANCIAL	4,171,900
RBC CAPITAL MARKETS	3,987,400

Top 5 Block Trade Symbols by Volume	
Symbol	TSX Block Volume
SU	2,152,900
ECA	1,230,500
T	1,184,900
TGOD	1,159,600
ABX	972,300

TSXV	
Daily Volume	122,219,067
Daily Value	\$54,089,144
Daily Trades	27,548
Daily Symbols Traded	1,006

TSXV ANONYMOUS TRADING	
Daily Volume	55,522,252
Daily Value	\$24,291,591
Average Trade Size	4,228
% TSXV Volume	45.43%



Top 20 TSXV Symbols by Volume		
Symbol	TSXV Volume	TSXV Value
N	4,825,889	\$3,154,895
NTY	4,212,600	\$209,117
SEK	2,506,000	\$104,075
ICO	1,732,453	\$192,341
GOT	1,659,066	\$154,328
HAWK	1,648,779	\$99,614
VGW	1,606,622	\$5,460,788
CVB	1,468,369	\$513,759
MMS	1,354,500	\$81,270
XLY	1,106,949	\$1,051,657
FL	1,083,000	\$280,048
SHL	1,079,100	\$70,638
VIT	1,076,932	\$667,273
SSP	1,071,856	\$421,583
KBLT	1,068,279	\$4,108,299
LITT	1,014,850	\$79,842
ZMA	989,631	\$130,945
KLY	987,006	\$44,472
RIV	984,044	\$2,453,236
CAY	862,000	\$25,860

Top 20 TSXV Symbols by Value		
Symbol	TSXV Volume	TSXV Value
VGW	1,606,622	\$5,460,788
KBLT	1,068,279	\$4,108,299
N	4,825,889	\$3,154,895
RIV	984,044	\$2,453,236
GBR	251,184	\$2,000,371
CD	320,900	\$1,719,921
EOG	604,441	\$1,525,870
KHRN	822,940	\$1,401,125
EQX	173,526	\$1,330,019
KNT	538,202	\$1,061,872
XLY	1,106,949	\$1,051,657
FLT	788,384	\$902,485
PCLO	177,968	\$832,906
ACST	270,114	\$753,884
IGX.DB	8,000	\$735,000
VIT	1,076,932	\$667,273
EMH	341,496	\$645,729
FLWR	154,971	\$524,469
CVB	1,468,369	\$513,759
SSP	1,071,856	\$421,583

Dark TSX/TSXV Trading			
Volume	12,840,550	Daily Trades	43,685
Value	251,491,437	Daily Symbols Traded	1,100