



July 8, 2019

For more information, email [trading\\_sales@tsx.com](mailto:trading_sales@tsx.com)  
 Visit our blog at <http://exchange.tmx.com/>

Indices	July 8 Close	Previous Close	Change	% Change
S&P/TSX Composite Index	16,462.95			%
S&P/TSX 60 Index	985.05			%
S&P/TSX Venture Composite	588.03			%
S&P/TSX Completion Index	990.87			%
S&P/TSX Smallcap Index	576.04			%

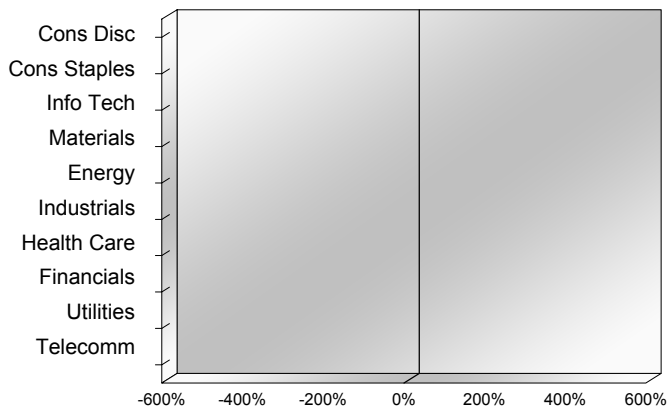
S&P/TSX Composite Index		
Advancers	Decliners	Unchanged
0	0	0

S&P/TSX Composite Index			
Top 10 Index Contributors		Top 10 Index Detractors	
Constituent	Index Contribution	Constituent	Index Contribution

S&P/TSX Composite Index			
Top 10 Advancers		Top 10 Decliners	
Constituent	Return	Constituent	Return
	%		%

S&P/TSX Composite Index				
Sector	# of Index Constituents	Weight	Market Cap (\$B)	Index Contribution
Consumer Discretionary	16	%	\$95.85	
Consumer Staples	10	%	\$90.36	
Information Technology	10	%	\$119.61	
Materials	47	%	\$247.31	
Energy	40	%	\$390.14	
Industrials	31	%	\$263.75	
Health Care	11	%	\$44.54	
Financials	26	%	\$741.88	
Utilities	16	%	\$101.01	
Communication Services	7	%	\$129.69	
<b>S&amp;P/TSX Composite Index</b>	<b>214</b>	<b>%</b>	<b>\$2,224.13</b>	

S&P/TSX Composite Index - Sectors Returns



This report is published by TSX Inc. TSX Inc. does not guarantee either the completeness or the accuracy of this information. The information contained in this report is provided for informational purposes only and you agree not to rely upon the information contained in this report for any trading, business or financial purpose. These sheets are printed in Canada and issued by TSX Inc. under the express condition, to which everyone receiving or making use thereof assents, that no liability shall be incurred by TSX Inc. or its affiliated companies or any other vendor or donor, including, without limitation, for reliance on or for any errors or inaccuracies in this report. Neither TMX Group Limited, TSX Inc., nor any of their affiliated companies, guarantees the completeness of the information contained in this document and are not responsible for any errors or omission in or your use of, or reliance on, the information. This publication is under copyright. © 2015 TSX Inc. All rights reserved. Do not copy, distribute, sell or modify this publication without the prior written consent of TSX Inc. [www.tmx.com/trading](http://www.tmx.com/trading)

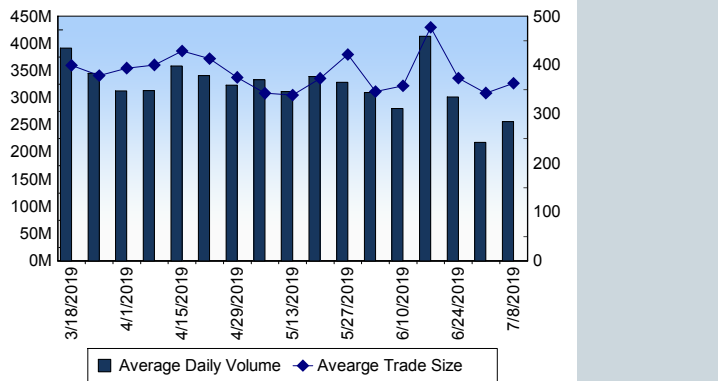
## TSX

Daily Volume	256,243,368
Daily Value	\$6,174,712,318
Daily Trades	705,714
Daily Symbols Traded	1,842

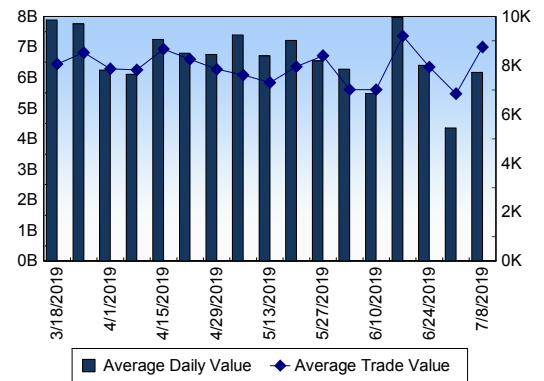
## TSX ANONYMOUS TRADING

Daily Volume	81,345,959
Daily Value	\$1,845,411,064
Average Trade Size	277
% TSX Volume	31.75 %

### TSX Volume



### TSX Value ( in Canadian Dollars )



### Top 20 TSX Symbols by Volume

Symbol	TSX Volume	TSX Value
TRST	10,211,583	\$52,931,588
TD	7,158,854	\$554,199,495
ECA	6,220,595	\$40,069,773
ABX	5,286,399	\$109,547,046
BBD.B	4,618,415	\$10,300,015
ENB	4,293,038	\$202,472,587
BNS	3,781,035	\$267,912,799
BNP	3,740,351	\$1,609,921
CNQ	3,668,747	\$125,718,635
K	3,314,279	\$16,661,590
BTE	3,236,566	\$6,107,661
TRP	3,190,949	\$206,962,802
MFC	2,947,204	\$71,381,851
IPL	2,802,713	\$61,584,484
CPG	2,443,526	\$10,185,955
SU	2,327,533	\$95,623,176
ACB	2,141,942	\$20,871,317
AQN	2,052,593	\$33,112,048
RY	2,016,112	\$212,043,164
BCE	1,990,462	\$119,143,885

### Top 20 TSX Symbols by Value

Symbol	TSX Volume	TSX Value
TD	7,158,854	\$554,199,495
BNS	3,781,035	\$267,912,799
RY	2,016,112	\$212,043,164
TRP	3,190,949	\$206,962,802
ENB	4,293,038	\$202,472,587
CM	1,380,968	\$143,322,685
BMO	1,410,246	\$141,646,626
SHOP	324,698	\$137,297,850
CNQ	3,668,747	\$125,718,635
BCE	1,990,462	\$119,143,885
ABX	5,286,399	\$109,547,046
NTR	1,548,753	\$106,518,085
CNR	830,690	\$102,120,121
SU	2,327,533	\$95,623,176
NA	1,394,157	\$88,161,596
CP	277,794	\$86,671,486
T	1,754,962	\$85,606,214
WEED	1,459,051	\$75,247,982
MFC	2,947,204	\$71,381,851
CSU	55,098	\$68,835,235

## ETF Trading

Daily Volume	13,050,851	Average Trade Value	\$8,924
Daily Value	\$198,120,204	Average Trade Size	588
# Trades	22,201	# of ETFs Traded	569

### Top 10 ETFs by TSX Volume

Symbol	Market Volume	Market Value
HOU	1,651,908	\$10,593,636
HND	1,265,658	\$10,264,989
HOD	1,163,588	\$5,957,037
HNU	1,006,787	\$10,527,765
HGU	832,865	\$11,562,187
XIU	564,995	\$14,021,417
XGD	526,407	\$7,208,593
HGD	476,030	\$2,779,664
HXT	367,394	\$13,235,350
XEG	338,405	\$2,989,278

### Top 10 ETFs by TSX Value

Symbol	Market Volume	Market Value
XIU	564,995	\$14,021,417
HXT	367,394	\$13,235,350
HGU	832,865	\$11,562,187
HOU	1,651,908	\$10,593,636
HNU	1,006,787	\$10,527,765
HND	1,265,658	\$10,264,989
XGD	526,407	\$7,208,593
HOD	1,163,588	\$5,957,037
XSP	177,455	\$5,849,383
XIC	128,589	\$3,369,087

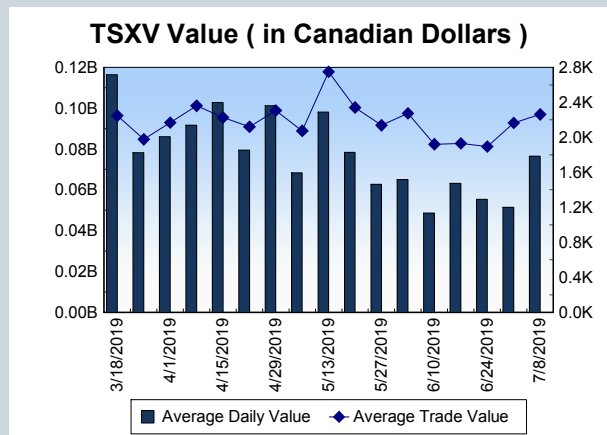
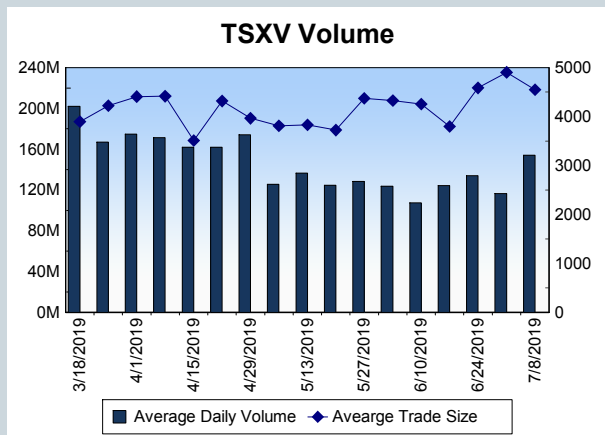
<b>Block Trades</b>	<b>Non Block Trades</b>
934	704,780

Top 5 Block Trade Brokers by Volume	
Broker	TSX Block Volume
TD SECURITIES INC.	19,098,400
NATIONAL BANK FINANCIAL	15,099,200
CIBC WORLD MARKETS INC.	11,883,900
RBC CAPITAL MARKETS	8,880,000
GOLDMAN SACHS CANADA I	8,866,100

Top 5 Block Trade Symbols by Volume	
Symbol	TSX Block Volume
TD	5,230,700
BNS	2,824,100
TRP	2,459,000
ENB	2,181,100
BNP	1,900,000

TSXV	
Daily Volume	153,944,520
Daily Value	\$76,552,358
Daily Trades	33,849
Daily Symbols Traded	1,027

TSXV ANONYMOUS TRADING	
Daily Volume	67,058,367
Daily Value	\$33,631,172
Average Trade Size	5,003
% TSXV Volume	43.56%



Top 20 TSXV Symbols by Volume		
Symbol	TSXV Volume	TSXV Value
MTLO	20,378,731	\$13,173,884
RUM	9,472,754	\$190,053
VIT	6,406,540	\$2,406,529
WELL	5,414,023	\$8,490,524
KLY	4,274,716	\$169,756
TBP	4,060,304	\$1,207,709
AZX	2,591,408	\$181,324
FMS	2,080,148	\$52,104
KLY.WT.B	1,853,000	\$18,530
GDBO	1,830,000	\$156,035
NSP	1,615,690	\$256,282
N	1,558,879	\$852,378
MAI	1,502,366	\$216,311
TNA	1,248,500	\$544,445
OGI	1,230,900	\$11,209,677
ZUM	1,196,402	\$73,220
XBC	1,179,765	\$1,838,309
LG	953,453	\$93,498
ICO	934,300	\$57,079
HIVE	904,343	\$438,350

Top 20 TSXV Symbols by Value		
Symbol	TSXV Volume	TSXV Value
MTLO	20,378,731	\$13,173,884
OGI	1,230,900	\$11,209,677
WELL	5,414,023	\$8,490,524
LABS	654,229	\$3,268,413
RIV	792,289	\$2,612,199
VIT	6,406,540	\$2,406,529
XBC	1,179,765	\$1,838,309
PCLO	198,079	\$1,254,886
TBP	4,060,304	\$1,207,709
KBLT	288,910	\$1,182,722
KNT	512,631	\$1,005,797
WED	350,000	\$934,695
N	1,558,879	\$852,378
FLWR	132,445	\$760,044
GBR	175,389	\$758,655
EMH	298,373	\$712,561
KHRN	304,231	\$684,773
XLY	807,425	\$610,093
MTRX	871,473	\$564,437
EQX	459,901	\$548,723

Dark TSX/TSXV Trading			
Volume	7,343,180	Daily Trades	28,554
Value	172,980,467	Daily Symbols Traded	970