



July 4, 2019

For more information, email trading_sales@tsx.com
 Visit our blog at <http://exchange.tmx.com/>

Indices	July 4 Close	Previous Close	Change	% Change
S&P/TSX Composite Index	16,588.85			%
S&P/TSX 60 Index	992.84			%
S&P/TSX Venture Composite	587.83			%
S&P/TSX Completion Index	997.51			%
S&P/TSX Smallcap Index	578.67			%

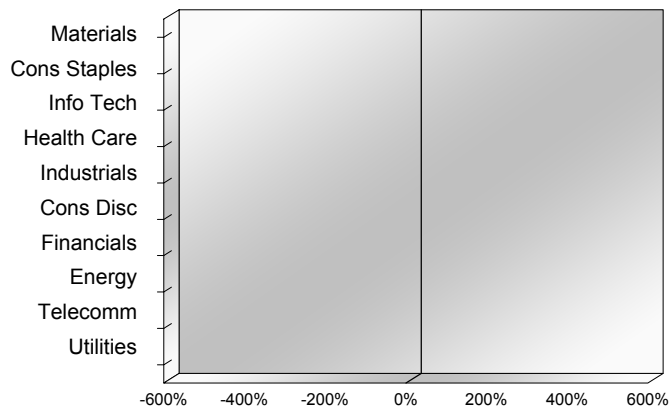
S&P/TSX Composite Index		
Advancers	Decliners	Unchanged
0	0	0

S&P/TSX Composite Index			
Top 10 Index Contributors		Top 10 Index Detractors	
Constituent	Index Contribution	Constituent	Index Contribution

S&P/TSX Composite Index			
Top 10 Advancers		Top 10 Decliners	
Constituent	Return	Constituent	Return
	%		%

S&P/TSX Composite Index				
Sector	# of Index Constituents	Weight	Market Cap (\$B)	Index Contribution
Materials	47	%	\$252.01	
Consumer Staples	10	%	\$91.01	
Information Technology	10	%	\$119.66	
Health Care	11	%	\$45.74	
Industrials	31	%	\$266.57	
Consumer Discretionary	16	%	\$96.46	
Financials	26	%	\$744.39	
Energy	40	%	\$394.31	
Communication Services	7	%	\$130.26	
Utilities	16	%	\$100.81	
S&P/TSX Composite Index	214	%	\$2,241.23	

S&P/TSX Composite Index - Sectors Returns



This report is published by TSX Inc. TSX Inc. does not guarantee either the completeness or the accuracy of this information. The information contained in this report is provided for informational purposes only and you agree not to rely upon the information contained in this report for any trading, business or financial purpose. These sheets are printed in Canada and issued by TSX Inc. under the express condition, to which everyone receiving or making use thereof assents, that no liability shall be incurred by TSX Inc. or its affiliated companies or any other vendor or donor, including, without limitation, for reliance on or for any errors or inaccuracies in this report. Neither TMX Group Limited, TSX Inc., nor any of their affiliated companies, guarantees the completeness of the information contained in this document and are not responsible for any errors or omission in or your use of, or reliance on, the information. This publication is under copyright. © 2015 TSX Inc. All rights reserved. Do not copy, distribute, sell or modify this publication without the prior written consent of TSX Inc. www.tmx.com/trading

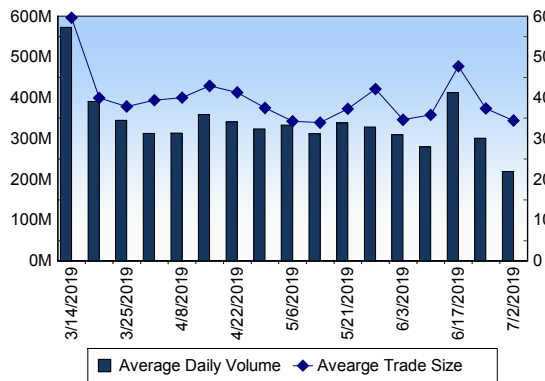
TSX

Daily Volume	113,172,496
Daily Value	\$2,131,677,339
Daily Trades	316,047
Daily Symbols Traded	1,713

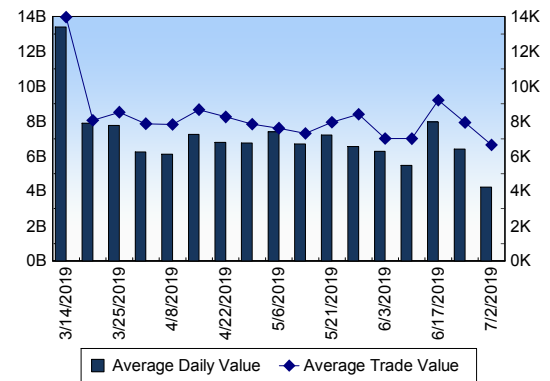
TSX ANONYMOUS TRADING

Daily Volume	42,305,979
Daily Value	\$843,549,882
Average Trade Size	317
% TSX Volume	37.38 %

TSX Volume



TSX Value (in Canadian Dollars)



Top 20 TSX Symbols by Volume

Symbol	TSX Volume	TSX Value
BKI	4,940,072	\$664,973
PLI	4,528,952	\$88,894
TD	2,602,821	\$202,198,711
BNS	2,285,418	\$162,618,520
OGC	1,951,001	\$6,632,630
IPL	1,649,266	\$35,646,067
CPG	1,578,674	\$6,333,573
BBD.B	1,443,303	\$3,189,463
ECA	1,431,025	\$9,208,205
SZLS	1,406,973	\$240,449
FF	1,369,910	\$330,512
CVE	1,233,122	\$14,305,685
MFC	1,051,803	\$25,579,722
MEG	1,004,304	\$5,047,686
NGD	994,957	\$1,214,910
ACB	976,365	\$9,751,259
ARX	949,989	\$6,028,801
ECS	909,895	\$203,989
IVN	899,352	\$4,028,490
ABX	888,038	\$18,630,117

Top 20 TSX Symbols by Value

Symbol	TSX Volume	TSX Value
TD	2,602,821	\$202,198,711
BNS	2,285,418	\$162,618,520
RY	739,587	\$77,992,958
CNR	360,990	\$44,968,840
CM	425,421	\$44,339,409
BMO	400,174	\$40,160,067
ENB	798,391	\$37,993,476
SU	874,573	\$36,322,702
WEED	677,823	\$36,167,593
IPL	1,649,266	\$35,646,067
TRP	491,870	\$32,201,883
CP	96,581	\$30,363,276
BCE	487,055	\$29,418,307
CSU	22,274	\$27,884,311
BAM.A	425,889	\$27,324,941
MFC	1,051,803	\$25,579,722
CNQ	711,076	\$24,982,451
NA	370,730	\$23,399,571
SHOP	52,542	\$21,687,902
T	441,078	\$21,459,729

ETF Trading

Daily Volume	6,517,790	Average Trade Value	\$10,383
Daily Value	\$128,525,442	Average Trade Size	527
# Trades	12,379	# of ETFs Traded	494

Top 10 ETFs by TSX Volume

Symbol	Market Volume	Market Value
XIU	638,073	\$15,936,307
HND	475,964	\$4,319,762
HOU	470,165	\$2,907,924
HXT	463,179	\$16,794,703
HOD	403,251	\$2,138,583
HGU	275,270	\$3,909,324
XGD	267,392	\$3,692,218
HNU	254,292	\$2,409,876
XEG	166,590	\$1,480,199
XSP	125,276	\$4,161,864

Top 10 ETFs by TSX Value

Symbol	Market Volume	Market Value
HXT	463,179	\$16,794,703
XIU	638,073	\$15,936,307
HND	475,964	\$4,319,762
PSU.U	42,206	\$4,222,707
HXU	105,265	\$4,218,560
XSP	125,276	\$4,161,864
HGU	275,270	\$3,909,324
XGD	267,392	\$3,692,218
HOU	470,165	\$2,907,924
HNU	254,292	\$2,409,876

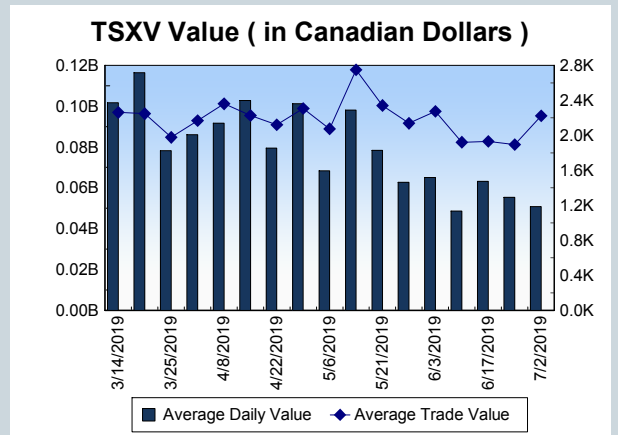
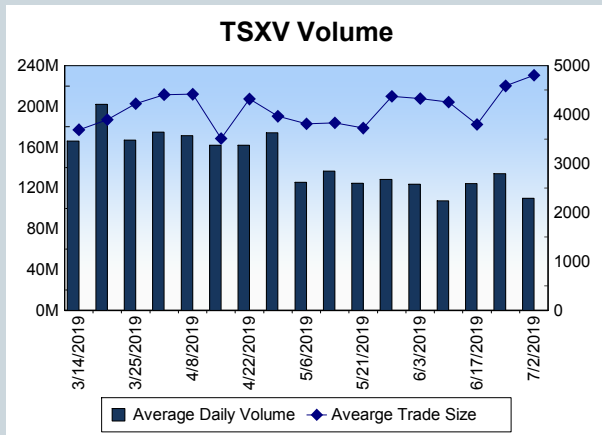
Block Trades	Non Block Trades
219	315,828

Top 5 Block Trade Brokers by Volume	
Broker	TSX Block Volume
RBC CAPITAL MARKETS	2,231,000
SCOTIA CAPITAL INC.	2,156,300
TD SECURITIES INC.	1,634,200
CIBC WORLD MARKETS INC.	860,300
CANACCORD GENUITY CORI	821,200

Top 5 Block Trade Symbols by Volume	
Symbol	TSX Block Volume
BNS	1,638,600
TD	1,494,000
CVE	425,900
IPL	345,300
OGC	304,100

TSXV	
Daily Volume	95,846,020
Daily Value	\$32,015,942
Daily Trades	17,198
Daily Symbols Traded	891

TSXV ANONYMOUS TRADING	
Daily Volume	48,831,482
Daily Value	\$16,389,031
Average Trade Size	6,302
% TSXV Volume	50.95%



Top 20 TSXV Symbols by Volume		
Symbol	TSXV Volume	TSXV Value
MTLO	9,858,601	\$3,384,667
MKO.RT	4,016,000	\$20,080
HTC	3,726,004	\$2,345,409
N	2,827,621	\$1,561,114
ICO	1,763,066	\$98,044
NSP	1,760,753	\$256,563
PRZ	1,744,000	\$34,880
WELL	1,699,749	\$1,784,455
BWR	1,621,500	\$72,968
LPK	1,459,166	\$29,183
RUM	1,325,006	\$20,155
SNS	1,185,000	\$77,025
MMA	1,171,500	\$132,473
MKO	970,069	\$106,920
VIVO	944,817	\$650,977
LTV	876,500	\$43,705
SOIL	780,500	\$89,913
RMO	780,000	\$11,700
TAJ	768,000	\$46,080
BRC	718,500	\$74,475

Top 20 TSXV Symbols by Value		
Symbol	TSXV Volume	TSXV Value
MTLO	9,858,601	\$3,384,667
HTC	3,726,004	\$2,345,409
WELL	1,699,749	\$1,784,455
N	2,827,621	\$1,561,114
OGI	158,606	\$1,342,732
GBR	290,417	\$1,286,405
LABS	176,495	\$910,285
VPY	373,910	\$653,973
VIVO	944,817	\$650,977
RIV	185,694	\$562,016
QST	91,781	\$436,641
CD	74,539	\$400,495
KHRN	162,573	\$368,623
EQX	308,900	\$366,973
XLY	455,935	\$357,773
PCLO	49,480	\$326,145
KBLT	68,000	\$275,851
PEA	271,320	\$264,734
NSP	1,760,753	\$256,563
XBC	159,344	\$250,768

Dark TSX/TSXV Trading			
Volume	4,370,500	Daily Trades	12,728
Value	74,376,184	Daily Symbols Traded	856