



May 10, 2019

For more information, email trading_sales@tsx.com
 Visit our blog at <http://exchange.tmx.com/>

Indices	May 10 Close	Previous Close	Change	% Change
S&P/TSX Composite Index	16,297.55			%
S&P/TSX 60 Index	978.05			%
S&P/TSX Venture Composite	599.48			%
S&P/TSX Completion Index	970.53			%
S&P/TSX Smallcap Index	566.05			%

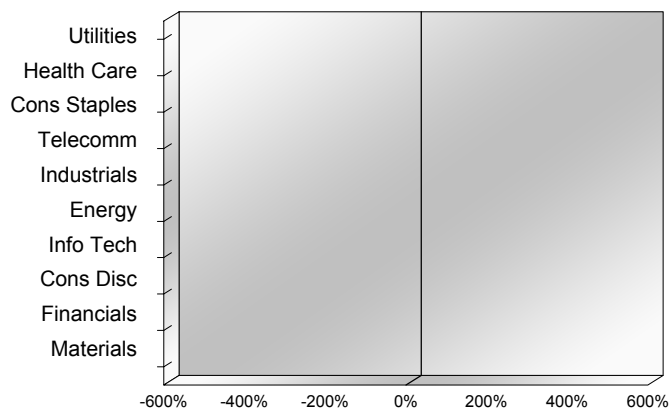
S&P/TSX Composite Index		
Advancers	Decliners	Unchanged
0	0	0

S&P/TSX Composite Index			
Top 10 Index Contributors		Top 10 Index Detractors	
Constituent	Index Contribution	Constituent	Index Contribution

S&P/TSX Composite Index			
Top 10 Advancers		Top 10 Decliners	
Constituent	Return	Constituent	Return
	%		%

S&P/TSX Composite Index				
Sector	# of Index Constituents	Weight	Market Cap (\$B)	Index Contribution
Utilities	16	%	\$95.68	
Health Care	11	%	\$49.31	
Consumer Staples	10	%	\$90.46	
Communication Services	7	%	\$129.86	
Industrials	30	%	\$255.74	
Energy	41	%	\$411.75	
Information Technology	10	%	\$109.95	
Consumer Discretionary	17	%	\$95.40	
Financials	26	%	\$741.63	
Materials	49	%	\$224.91	
S&P/TSX Composite Index	217	%	\$2,204.69	

S&P/TSX Composite Index - Sectors Returns



This report is published by TSX Inc. TSX Inc. does not guarantee either the completeness or the accuracy of this information. The information contained in this report is provided for informational purposes only and you agree not to rely upon the information contained in this report for any trading, business or financial purpose. These sheets are printed in Canada and issued by TSX Inc. under the express condition, to which everyone receiving or making use thereof assents, that no liability shall be incurred by TSX Inc. or its affiliated companies or any other vendor or donor, including, without limitation, for reliance on or for any errors or inaccuracies in this report. Neither TMX Group Limited, TSX Inc., nor any of their affiliated companies, guarantees the completeness of the information contained in this document and are not responsible for any errors or omission in or your use of, or reliance on, the information. This publication is under copyright. © 2015 TSX Inc. All rights reserved. Do not copy, distribute, sell or modify this publication without the prior written consent of TSX Inc. www.tmx.com/trading

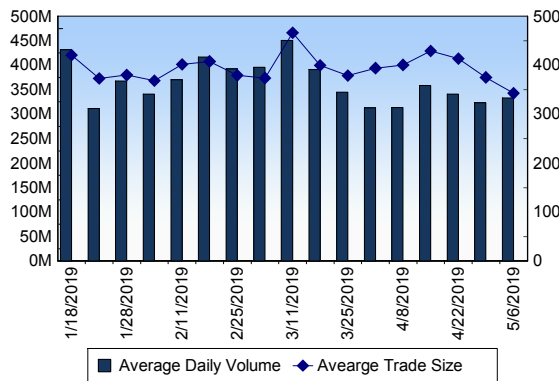
TSX

Daily Volume	357,625,853
Daily Value	\$8,384,430,455
Daily Trades	1,100,124
Daily Symbols Traded	1,825

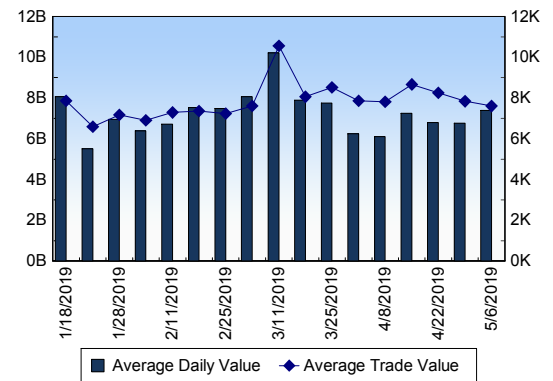
TSX ANONYMOUS TRADING

Daily Volume	141,850,002
Daily Value	\$3,392,883,211
Average Trade Size	291
% TSX Volume	39.66 %

TSX Volume



TSX Value (in Canadian Dollars)



Top 20 TSX Symbols by Volume

Symbol	TSX Volume	TSX Value
PLI	14,382,096	\$651,848
XIU	13,843,229	\$340,542,252
MFC	9,875,882	\$235,141,712
BBD.B	7,984,086	\$16,962,353
CPG	6,905,851	\$37,522,318
ENB	6,893,982	\$339,805,841
ACB	6,746,648	\$75,196,044
TGOD	4,743,833	\$18,669,572
ABX	4,719,099	\$76,647,815
ECA	4,497,551	\$40,043,923
BTE	4,209,756	\$11,688,764
SU	4,027,311	\$172,471,078
CNQ	3,607,762	\$136,679,402
TD	3,511,420	\$260,072,672
LUN	3,475,759	\$22,797,194
BNS	3,350,311	\$241,222,263
HEXO	3,234,958	\$31,306,883
APHA	3,204,979	\$29,986,309
VFF	3,138,841	\$52,402,890
CVE	3,102,251	\$37,403,914

Top 20 TSX Symbols by Value

Symbol	TSX Volume	TSX Value
XIU	13,843,229	\$340,542,252
ENB	6,893,982	\$339,805,841
RY	3,037,734	\$319,559,997
TD	3,511,420	\$260,072,672
BNS	3,350,311	\$241,222,263
MFC	9,875,882	\$235,141,712
BMO	2,116,198	\$219,782,908
CM	1,987,408	\$219,570,861
CNR	1,490,019	\$184,103,439
SU	4,027,311	\$172,471,078
TRP	2,496,157	\$156,456,162
BAM.A	2,392,818	\$152,135,524
NTR	2,101,863	\$145,629,958
SHOP	419,415	\$144,908,978
CNQ	3,607,762	\$136,679,402
BCE	2,090,517	\$124,716,508
MG	1,941,451	\$122,651,164
SLF	2,232,157	\$119,501,150
NA	1,830,697	\$115,522,776
WEED	1,771,631	\$110,902,844

ETF Trading

Daily Volume	34,670,259	Average Trade Value	\$19,145
Daily Value	\$753,651,449	Average Trade Size	881
# Trades	39,365	# of ETFs Traded	571

Top 10 ETFs by TSX Volume

Symbol	Market Volume	Market Value
XIU	13,843,229	\$340,542,252
HOU	1,610,017	\$12,227,965
HOD	1,515,913	\$7,180,856
XSP	1,296,175	\$41,308,970
HND	1,233,665	\$8,617,678
HXT	1,203,092	\$42,538,036
ZEB	1,039,738	\$30,165,095
HNU	804,255	\$10,611,657
HSD	802,365	\$11,512,632
HXD	787,196	\$4,030,866

Top 10 ETFs by TSX Value

Symbol	Market Volume	Market Value
XIU	13,843,229	\$340,542,252
HXT	1,203,092	\$42,538,036
XSP	1,296,175	\$41,308,970
ZEB	1,039,738	\$30,165,095
ZSP	422,440	\$17,840,890
HXU	395,796	\$15,252,496
XFN	370,230	\$14,137,801
HOU	1,610,017	\$12,227,965
HSD	802,365	\$11,512,632
HNU	804,255	\$10,611,657

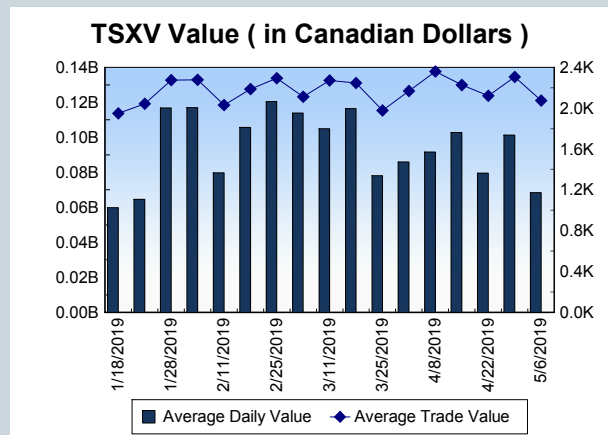
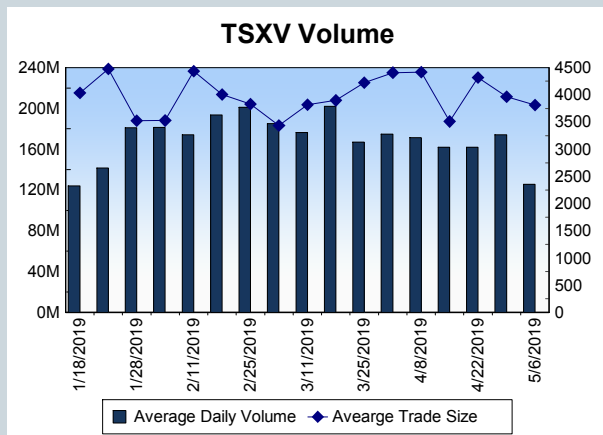
Block Trades	Non Block Trades
1,261	1,098,863

Top 5 Block Trade Brokers by Volume	
Broker	TSX Block Volume
NATIONAL BANK FINANCIAL	16,794,800
TD SECURITIES INC.	13,985,900
GOLDMAN SACHS CANADA I	9,985,400
CIBC WORLD MARKETS INC.	9,132,700
VIRTU ITG CANADA CORP	7,926,900

Top 5 Block Trade Symbols by Volume	
Symbol	TSX Block Volume
XIU	9,363,500
MFC	4,687,200
ENB	1,576,000
IPL	972,700
CNQ	939,300

TSXV	
Daily Volume	117,107,003
Daily Value	\$88,279,979
Daily Trades	39,342
Daily Symbols Traded	1,001

TSXV ANONYMOUS TRADING	
Daily Volume	48,803,597
Daily Value	\$41,566,610
Average Trade Size	2,732
% TSXV Volume	41.67%



Top 20 TSXV Symbols by Volume		
Symbol	TSXV Volume	TSXV Value
LABS	3,557,110	\$22,739,671
BEA	3,554,000	\$71,080
KUB	3,399,200	\$169,006
ZUM	2,837,054	\$314,303
ADD	2,032,821	\$153,309
RVL	1,892,000	\$35,735
FMC	1,800,814	\$118,522
SUGR	1,682,127	\$333,026
OGI	1,618,681	\$15,109,721
KHRN	1,484,549	\$4,652,231
WL	1,367,255	\$965,332
NRTH	1,283,282	\$1,396,234
HIVE	1,282,966	\$705,944
RIV	1,274,803	\$5,276,454
HIP	1,194,854	\$725,860
NVM	1,166,812	\$75,010
VIVO	1,162,586	\$789,008
CUV	1,112,199	\$234,637
LBL	1,108,000	\$22,160
NCI	1,089,980	\$45,106

Top 20 TSXV Symbols by Value		
Symbol	TSXV Volume	TSXV Value
LABS	3,557,110	\$22,739,671
OGI	1,618,681	\$15,109,721
RIV	1,274,803	\$5,276,454
KHRN	1,484,549	\$4,652,231
EMH	639,009	\$2,330,687
SIL	505,285	\$2,139,793
EOG	1,053,651	\$1,709,405
AGB	719,989	\$1,481,338
NRTH	1,283,282	\$1,396,234
WMD	666,802	\$1,112,195
PCLO	127,380	\$1,034,612
WL	1,367,255	\$965,332
EGLX	544,721	\$937,622
FLWR	131,513	\$883,109
ZENA	503,546	\$853,002
FLT	658,280	\$849,552
VIVO	1,162,586	\$789,008
HIP	1,194,854	\$725,860
HIVE	1,282,966	\$705,944
GTT	676,400	\$625,765

Dark TSX/TSXV Trading			
Volume	15,656,260	Daily Trades	48,633
Value	399,682,368	Daily Symbols Traded	989