



May 3, 2019

For more information, email trading_sales@tsx.com
 Visit our blog at <http://exchange.tmx.com/>

Indices	May 3 Close	Previous Close	Change	% Change
S&P/TSX Composite Index	16,494.43			%
S&P/TSX 60 Index	991.58			%
S&P/TSX Venture Composite	606.42			%
S&P/TSX Completion Index	976.10			%
S&P/TSX Smallcap Index	565.95			%

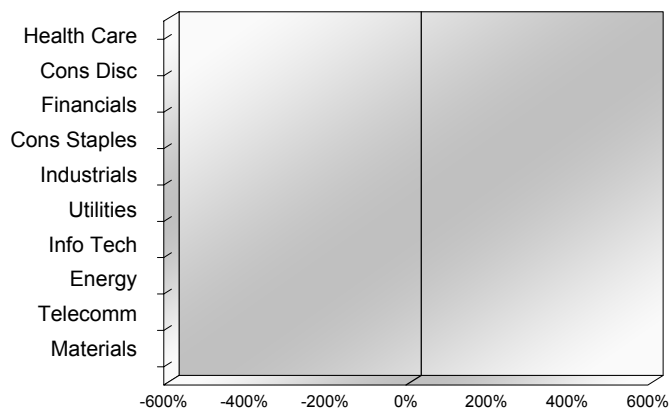
S&P/TSX Composite Index		
Advancers	Decliners	Unchanged
0	0	0

S&P/TSX Composite Index			
Top 10 Index Contributors		Top 10 Index Detractors	
Constituent	Index Contribution	Constituent	Index Contribution

S&P/TSX Composite Index			
Top 10 Advancers		Top 10 Decliners	
Constituent	Return	Constituent	Return
	%		%

S&P/TSX Composite Index				
Sector	# of Index Constituents	Weight	Market Cap (\$B)	Index Contribution
Health Care	11	%	\$49.88	
Consumer Discretionary	17	%	\$99.77	
Financials	26	%	\$754.52	
Consumer Staples	10	%	\$89.00	
Industrials	30	%	\$258.23	
Utilities	16	%	\$95.38	
Information Technology	10	%	\$111.50	
Energy	41	%	\$412.87	
Communication Services	7	%	\$129.46	
Materials	49	%	\$231.86	
S&P/TSX Composite Index	217	%	\$2,232.46	

S&P/TSX Composite Index - Sectors Returns



This report is published by TSX Inc. TSX Inc. does not guarantee either the completeness or the accuracy of this information. The information contained in this report is provided for informational purposes only and you agree not to rely upon the information contained in this report for any trading, business or financial purpose. These sheets are printed in Canada and issued by TSX Inc. under the express condition, to which everyone receiving or making use thereof assents, that no liability shall be incurred by TSX Inc. or its affiliated companies or any other vendor or donor, including, without limitation, for reliance on or for any errors or inaccuracies in this report. Neither TMX Group Limited, TSX Inc., nor any of their affiliated companies, guarantees the completeness of the information contained in this document and are not responsible for any errors or omission in or your use of, or reliance on, the information. This publication is under copyright. © 2015 TSX Inc. All rights reserved. Do not copy, distribute, sell or modify this publication without the prior written consent of TSX Inc. www.tmx.com/trading

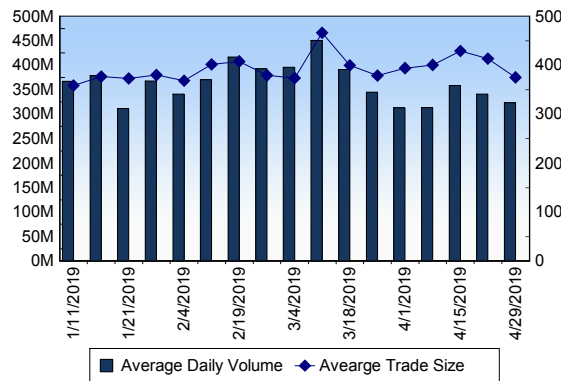
TSX

Daily Volume	301,828,779
Daily Value	\$5,888,118,141
Daily Trades	850,879
Daily Symbols Traded	1,823

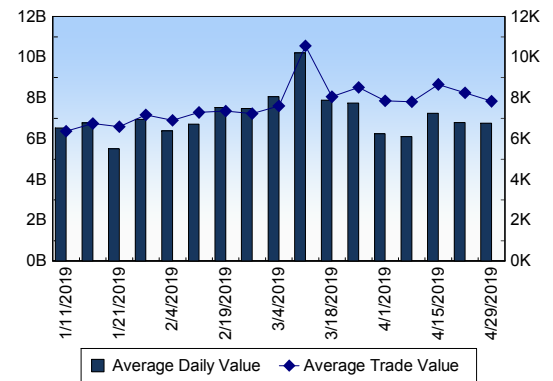
TSX ANONYMOUS TRADING

Daily Volume	116,094,643
Daily Value	\$2,359,713,395
Average Trade Size	302
% TSX Volume	38.46 %

TSX Volume



TSX Value (in Canadian Dollars)



Top 20 TSX Symbols by Volume

Symbol	TSX Volume	TSX Value
BBD.B	9,670,140	\$21,901,791
BTE	8,174,006	\$22,229,040
ECA	6,887,990	\$61,608,214
MFC	6,172,974	\$153,481,845
CPG	5,306,155	\$25,618,622
WCP	4,665,728	\$23,644,713
BNP	4,533,378	\$3,987,552
S	4,323,385	\$967,635
TRST	4,167,464	\$33,305,595
XIU	3,864,813	\$96,510,599
ELD	3,832,697	\$18,679,043
CVE	3,686,667	\$44,697,998
TRP	3,633,704	\$227,397,173
SWY	3,513,678	\$216,078
SU	3,350,851	\$145,245,091
APHA	3,300,938	\$31,374,390
ABX	3,227,532	\$54,635,715
ENB	3,191,735	\$156,736,287
ACB	3,181,744	\$37,516,476
HEXO	3,102,622	\$32,089,232

Top 20 TSX Symbols by Value

Symbol	TSX Volume	TSX Value
TRP	3,633,704	\$227,397,173
RY	1,949,989	\$208,314,143
BMO	1,497,861	\$159,000,390
ENB	3,191,735	\$156,736,287
MFC	6,172,974	\$153,481,845
TD	1,984,257	\$151,613,899
SU	3,350,851	\$145,245,091
BCE	2,223,207	\$132,558,521
PPL	2,758,577	\$131,568,945
CM	1,072,027	\$121,172,686
BNS	1,600,248	\$117,528,070
SHOP	308,621	\$108,848,310
XIU	3,864,813	\$96,510,599
WEED	1,426,108	\$93,890,185
SLF	1,644,335	\$91,207,439
CNR	700,098	\$87,674,504
CP	291,088	\$86,967,906
SNC	2,692,735	\$75,239,497
CNQ	1,958,395	\$74,096,852
WCN	581,631	\$72,473,298

ETF Trading

Daily Volume	18,902,895	Average Trade Value	\$13,002
Daily Value	\$343,360,982	Average Trade Size	716
# Trades	26,408	# of ETFs Traded	529

Top 10 ETFs by TSX Volume

Symbol	Market Volume	Market Value
XIU	3,864,813	\$96,510,599
HOU	2,192,269	\$16,880,745
HOD	1,655,625	\$7,749,132
HNU	819,132	\$10,396,942
HND	769,942	\$5,631,540
XEG	624,410	\$6,158,108
XGD	494,982	\$5,552,821
HGU	478,165	\$4,674,363
XSP	402,658	\$13,218,210
HXT	347,402	\$12,502,173

Top 10 ETFs by TSX Value

Symbol	Market Volume	Market Value
XIU	3,864,813	\$96,510,599
HOU	2,192,269	\$16,880,745
XSP	402,658	\$13,218,210
HXT	347,402	\$12,502,173
HNU	819,132	\$10,396,942
VFV	145,328	\$10,176,885
HOD	1,655,625	\$7,749,132
HQU	97,717	\$7,219,008
VEE	185,317	\$6,535,253
XEG	624,410	\$6,158,108

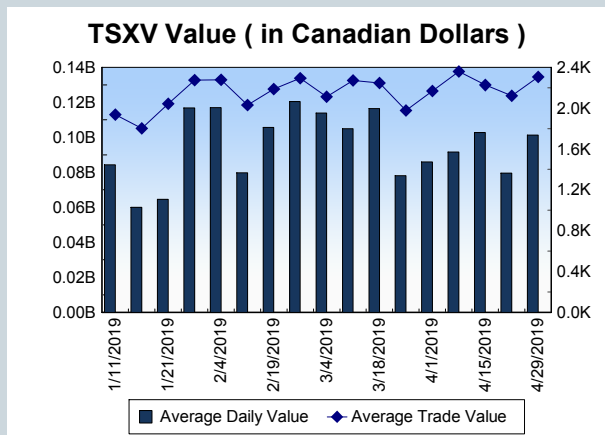
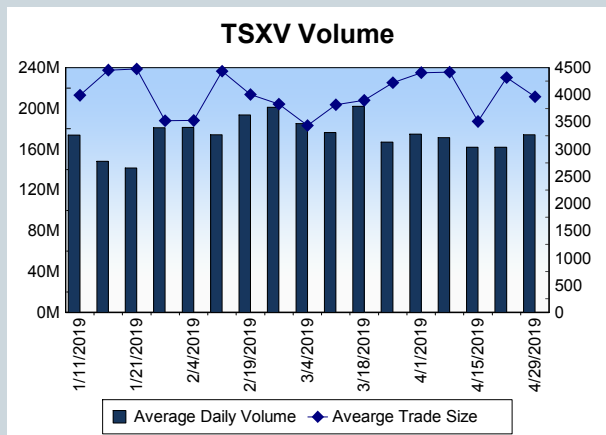
Block Trades	Non Block Trades
817	850,062

Top 5 Block Trade Brokers by Volume	
Broker	TSX Block Volume
NATIONAL BANK FINANCIAL	12,152,500
TD SECURITIES INC.	10,924,000
CIBC WORLD MARKETS INC.	4,584,700
CORMARK SECURITIES INC.	4,329,500
BMO NESBITT BURNS INC.	3,055,500

Top 5 Block Trade Symbols by Volume	
Symbol	TSX Block Volume
WCP	2,034,000
LXR	1,970,500
MFC	1,929,000
XIU	1,839,400
VII	1,490,000

TSXV	
Daily Volume	149,912,719
Daily Value	\$73,152,751
Daily Trades	34,334
Daily Symbols Traded	1,083

TSXV ANONYMOUS TRADING	
Daily Volume	70,360,634
Daily Value	\$26,830,082
Average Trade Size	5,476
% TSXV Volume	46.93%



Top 20 TSXV Symbols by Volume		
Symbol	TSXV Volume	TSXV Value
KLY	14,102,294	\$563,263
ADD	4,749,521	\$416,132
NRTH	4,189,977	\$4,417,199
KLY.WT.B	4,042,921	\$60,644
ZUM	3,540,378	\$561,797
RDU	3,440,872	\$1,355,943
FMC	3,101,836	\$126,735
N	2,151,021	\$1,621,758
GRO	2,114,041	\$219,348
OGI	1,900,897	\$18,714,353
RYU	1,628,436	\$82,094
SUGR	1,626,568	\$328,000
SVI	1,521,163	\$4,031,054
NTY	1,475,250	\$85,950
HIVE	1,296,884	\$660,972
EVE	1,170,038	\$501,077
AA	1,158,471	\$156,262
LABS	1,044,837	\$5,894,704
ECT	1,044,000	\$19,940
BEA	1,009,888	\$23,022

Top 20 TSXV Symbols by Value		
Symbol	TSXV Volume	TSXV Value
OGI	1,900,897	\$18,714,353
LABS	1,044,837	\$5,894,704
NRTH	4,189,977	\$4,417,199
SVI	1,521,163	\$4,031,054
KHRN	688,270	\$2,385,494
N	2,151,021	\$1,621,758
RDU	3,440,872	\$1,355,943
FLWR	176,100	\$1,194,152
EMH	311,081	\$1,115,705
ENW	437,386	\$1,032,754
KNT	577,926	\$761,777
ZENA	399,234	\$712,943
WMD	388,792	\$702,025
HIVE	1,296,884	\$660,972
HIP	897,896	\$577,914
WL	724,520	\$571,863
KLY	14,102,294	\$563,263
ZUM	3,540,378	\$561,797
RIV	139,859	\$539,650
EVE	1,170,038	\$501,077

Dark TSX/TSXV Trading			
Volume	13,206,090	Daily Trades	42,477
Value	278,378,960	Daily Symbols Traded	980