

NOVEMBER 2024

Investor Insights

Brought to you by **Toronto Stock Exchange**
and **TSX Venture Exchange**.

Four Takeaways For Investors

The following are some key observations of TSX and TSX Venture Exchange markets:

1. MIXED MARKETS IN NOVEMBER

November saw positive performances across Large Cap (+4%) and Mid Cap (+2%) segments, but was in the negative for Small Cap (-1%) and Micro Cap (-2%).

2. TECHNOLOGY ON TOP

Technology was the top performing sector in November across 2 out of 4 market segments: +19% in Large Cap and +7% in Mid Cap, and was 2nd in both Small Cap (+12%) and Micro Cap (+10%).


3. TECHNOLOGY TOP INDEX

S&P/TSX Information Technology Index was the top performing index in November with a gain of +21%.

4. DOLLAR VALUE TRADED TRENDS UP

Dollar value traded in November is up compared the same month last year (+32%), but is flat compared to last month.



 **SUBSCRIBE TO OUR MARKET INTELLIGENCE REPORTS**

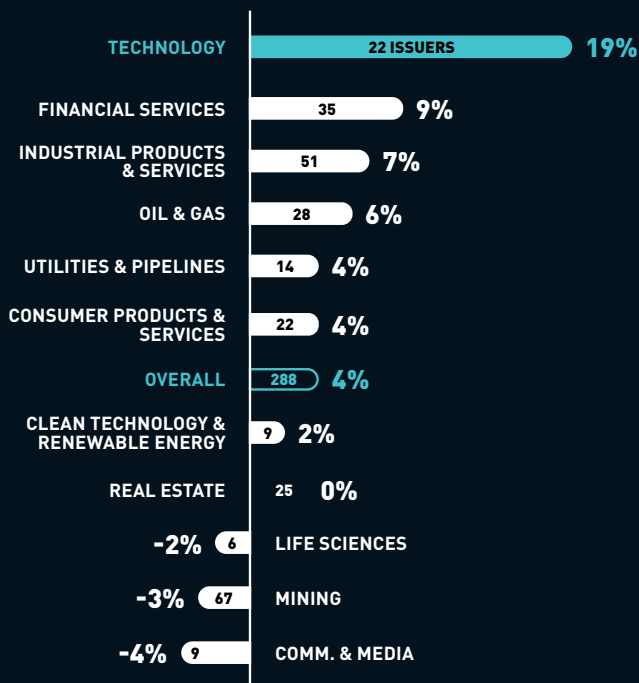
[CLICK HERE !\[\]\(4f6bf54ae7e4144a72d78316053e412d_img.jpg\) FOR MORE INFORMATION](#)

Large Cap

MARKET CAP >\$1 BILLION | NOVEMBER 2024

Average Share Price Performance by Sector

TOP PERFORMING SECTOR



November 2024 Share Price Performance

TOP COMPANIES	TICKER	SHARE PRICE PERFORMANCE	SHARE PRICE 30/11/2024 (CAD)
Hut 8 Corp.	TSX:HUT	80%	\$39.64
Shopify Inc.	TSX:SHOP	49%	\$161.84
Galaxy Digital Holdings Ltd.	TSX:GLXY	42%	\$25.61
Enerflex Ltd.	TSX:EFX	39%	\$12.79
CI Financial Corp.	TSX:CIX	36%	\$31.05
CAE Inc.	TSX:CAE	34%	\$32.91
WELL Health Technologies Corp.	TSX:WELL	32%	\$5.86
Air Canada	TSX:AC	32%	\$24.96
Lumine Group Inc.	TSXV:LMN	31%	\$42.50
MDA Space Ltd.	TSX:MDA	26%	\$26.91

Technology

TOP COMPANIES	TICKER	SHARE PRICE PERFORMANCE	SHARE PRICE 30/11/2024 (CAD)
Hut 8 Corp.	TSX:HUT	80%	\$39.64
Shopify Inc.	TSX:SHOP	49%	\$161.84
CAE Inc.	TSX:CAE	34%	\$32.91
Lumine Group Inc.	TSXV:LMN	31%	\$42.50
MDA Space Ltd.	TSX:MDA	26%	\$26.91
Celestica Inc.	TSX:CLS	26%	\$120.37
Lightspeed Commerce Inc.	TSX:LSPD	25%	\$26.25
Kinaxis Inc.	TSX:KXS	19%	\$183.47
BlackBerry Ltd.	TSX:BB	17%	\$3.68
Bitfarms Ltd.	TSX:BITF	15%	\$3.10

Most Active in November 2024

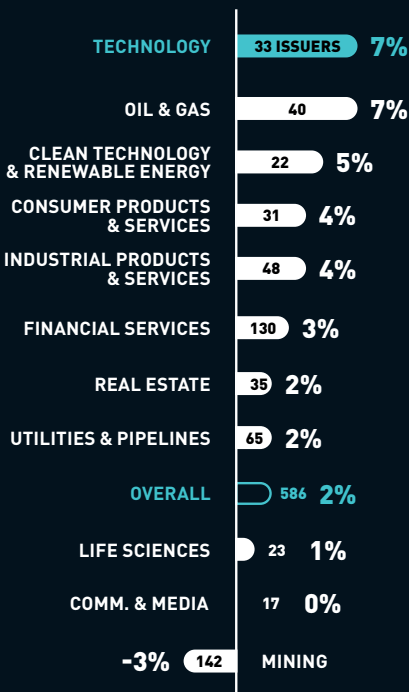
TOP COMPANIES	TICKER	VOLUME TRADED (MILLIONS OF SHARES)
Enbridge Inc.	TSX:ENB	285.0
Suncor Energy Inc.	TSX:SU	188.0
Manulife Financial Corp.	TSX:MFC	159.4
Canadian Natural Resources Ltd.	TSX:CNQ	149.0
BCE Inc.	TSX:BCE	114.0
Bitfarms Ltd.	TSX:BITF	112.7
Genovus Energy Inc.	TSX:CVE	108.0
The Toronto-Dominion Bank	TSX:TD	103.7
Air Canada	TSX:AC	97.4
Baytex Energy Corp.	TSX:BTE	91.0

Mid Cap

MARKET CAP \$100 MILLION TO \$1 BILLION | NOVEMBER 2024

Average Share Price Performance by Sector

TOP PERFORMING SECTOR



November 2024 Share Price Performance

TOP COMPANIES	TICKER	SHARE PRICE PERFORMANCE	SHARE PRICE 30/11/2024 (CAD)
NEO Battery Materials Ltd.	TSXV:NBM	90%	\$0.88
Trilogy Metals Inc.	TSX:TMQ	84%	\$1.60
Zentek Ltd.	TSXV:ZEN	74%	\$1.65
Metavista3D Inc.	TSXV:DDD	64%	\$1.72
WonderFi Technologies Inc.	TSX:WNDR	63%	\$0.25
STEP Energy Services Ltd.	TSX:STEP	51%	\$5.17
Tenaz Energy Corp.	TSX:TNZ	48%	\$14.42
Solaris Resources Inc.	TSX:SLS	46%	\$4.49
POET Technologies Inc.	TSXV:PTK	45%	\$7.60
Eupraxia Pharmaceuticals Inc.	TSX:EPRX	45%	\$4.77

Technology

TOP COMPANIES	TICKER	SHARE PRICE PERFORMANCE	SHARE PRICE 30/11/2024 (CAD)
Metavista3D Inc.	TSXV:DDD	64%	\$1.72
WonderFi Technologies Inc.	TSX:WNDR	63%	\$0.25
POET Technologies Inc.	TSXV:PTK	45%	\$7.60
Coveo Solutions Inc.	TSX:CVO	39%	\$7.31
kneat.com, inc.	TSX:KSI	22%	\$5.75
VerticalScope Holdings Inc.	TSX:FORA	20%	\$9.48
Kraken Robotics Inc.	TSXV:PNG	17%	\$2.33
D2L Inc.	TSX:DTOL	16%	\$16.16
illumina Holdings Inc.	TSX:ILLM	15%	\$1.97
Hive Digital Technologies Ltd.	TSXV:HIVE	14%	\$5.80

Most Active in November 2024

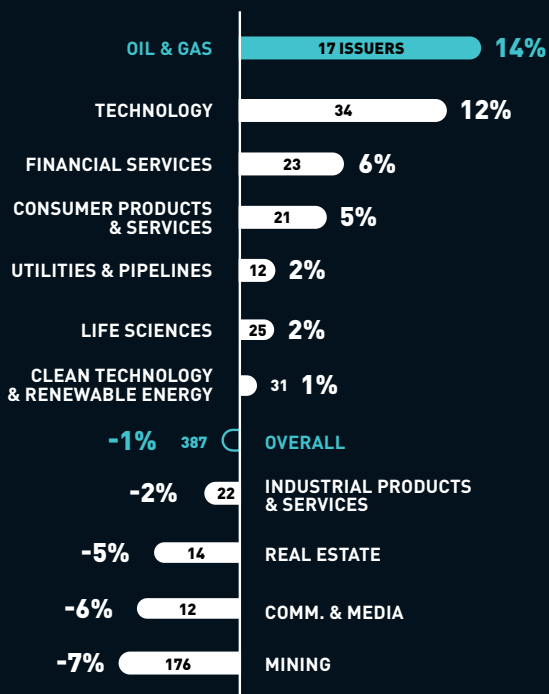
TOP COMPANIES	TICKER	VOLUME TRADED (MILLIONS OF SHARES)
Fission Uranium Corp.	TSX:FCU	68.3
i-80 Gold Corp.	TSX:IAU	50.5
WonderFi Technologies Inc.	TSX:WNDR	48.6
Canopy Growth Corp.	TSX:WEED	47.4
Ascot Resources Ltd.	TSX:AOT	37.0
First Mining Gold Corp.	TSX:FF	29.3
Ballard Power Systems Inc.	TSX:BLDP	28.7
Hive Digital Technologies Ltd.	TSXV:HIVE	26.8
Anfield Energy Inc.	TSXV:AEC	25.8
Kraken Robotics Inc.	TSXV:PNG	23.2

Small Cap

MARKET CAP \$25 MILLION TO \$100 MILLION | NOVEMBER 2024

Average Share Price Performance by Sector

TOP PERFORMING SECTOR



November 2024 Share Price Performance

TOP COMPANIES	TICKER	SHARE PRICE PERFORMANCE	SHARE PRICE 30/11/2024 (CAD)
NowVertical Group Inc.	TSXV:NOW	247%	\$0.33
Hydreight Technologies Inc.	TSXV:NURS	143%	\$1.24
Sonoro Energy Ltd.	TSXV:SNV	133%	\$0.14
Canterra Minerals Corp.	TSXV:CTM	120%	\$0.11
Black Iron Inc.	TSX:BKI	70%	\$0.09
Simply Better Brands Corp.	TSXV:SBBC	67%	\$1.02
New Stratus Energy Inc.	TSXV:NSE	57%	\$0.72
Bitcoin Well Inc.	TSXV:BTCW	54%	\$0.20
Clip Money Inc.	TSXV:CLIP	54%	\$0.30
Mogo Inc.	TSX:MOGO	54%	\$2.06

Oil & Gas

TOP COMPANIES	TICKER	SHARE PRICE PERFORMANCE	SHARE PRICE 30/11/2024 (CAD)
Sonoro Energy Ltd.	TSXV:SNV	133%	\$0.14
New Stratus Energy Inc.	TSXV:NSE	57%	\$0.72
CanCambria Energy Corp.	TSXV:CCEC	43%	\$0.60
TAG Oil Ltd.	TSXV:TAO	21%	\$0.17
Cenovus Energy Inc.	TSX:CVE.PR.B	10%	\$21.20
Wilton Resources Inc.	TSXV:WIL	9%	\$0.74
Highwood Asset Management Ltd.	TSXV:HAM	9%	\$6.02
CGX Energy Inc.	TSXV:OYL	0%	\$0.20
ROK Resources Inc.	TSXV:ROK	0%	\$0.17
Eco (Atlantic) Oil & Gas Ltd.	TSXV:EOG	0%	\$0.18

Most Active in November 2024

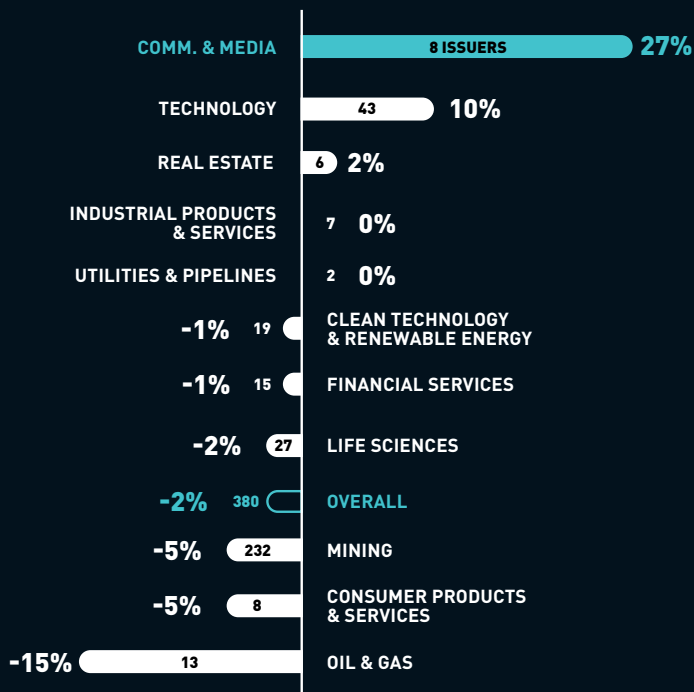
TOP COMPANIES	TICKER	VOLUME TRADED (MILLIONS OF SHARES)
Tidewater Midstream and Infrastructure Ltd.	TSX:TWM	60.7
DMG Blockchain Solutions Inc.	TSXV:DMGI	32.5
Guanajuato Silver Company Ltd.	TSXV:GSVR	30.1
Generation Mining Limited	TSX:GENM	28.5
Canterra Minerals Corp.	TSXV:CTM	25.9
Bluestone Resources Inc.	TSXV:BSR	24.7
Bitcoin Well Inc.	TSXV:BTCW	23.8
Talon Metals Corp.	TSX:TLO	18.5
Exro Technologies Inc.	TSX:EXRO	18.3
The Lion Electric Company	TSX:LEV	18.0

Micro Cap

MARKET CAP <\$25 MILLION | NOVEMBER 2024

Average Share Price Performance by Sector

TOP PERFORMING SECTOR



November 2024 Share Price Performance

TOP COMPANIES	TICKER	SHARE PRICE PERFORMANCE	SHARE PRICE 30/11/2024 (CAD)
Baru Gold Corp.	TSXV:BARU	250%	\$0.07
BlockMint Technologies Inc.	TSXV:BKMT	229%	\$0.12
Metalex Ventures Ltd.	TSXV:MTX	200%	\$0.03
Uniserve Communications Corp.	TSXV:USS	177%	\$0.18
Blockmate Ventures Inc.	TSXV:MATE	144%	\$0.11
First Atlantic Nickel Corp.	TSXV:FAN	132%	\$0.29
Metal Energy Corp.	TSXV:MERG	125%	\$0.05
Numinus Wellness Inc.	TSX:NUMI	120%	\$0.06
KAPA Gold Inc.	TSXV:KAPA	107%	\$0.15
CopperCorp Resources Inc.	TSXV:CPER	95%	\$0.22

Comm. & Media

TOP COMPANIES	TICKER	SHARE PRICE PERFORMANCE	SHARE PRICE 30/11/2024 (CAD)
Uniserve Communications Corp.	TSXV:USS	177%	\$0.18
Stingray Group Inc.	TSX:RAY.B	31%	\$8.00
Glacier Media Inc.	TSX:GVC	25%	\$0.15
QYOU Media Inc.	TSXV:QYOU	17%	\$0.04
Corus Entertainment Inc.	TSX:CJR.B	0%	\$0.12
BCE Inc.	TSX:BCE.PR.N	-3%	\$16.20
ZoomerMedia Ltd.	TSXV:ZUM	-4%	\$0.08
Boat Rocker Media Inc.	TSX:BRMI	-27%	\$0.66

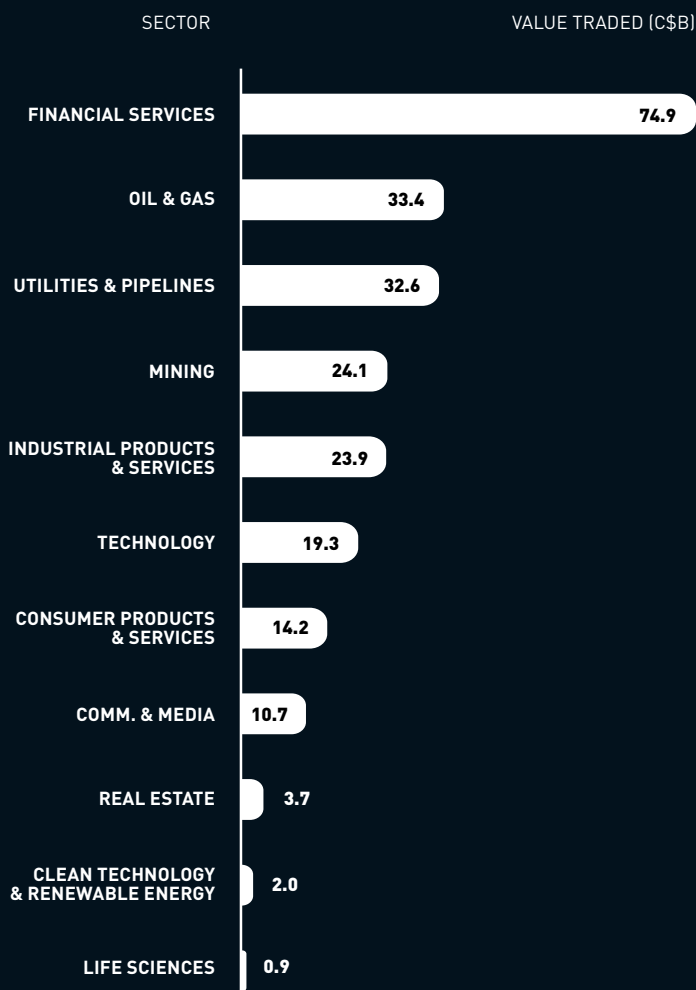
Most Active in November 2024

TOP COMPANIES	TICKER	VOLUME TRADED (MILLIONS OF SHARES)
Datametrex AI Limited	TSXV:DM	54.6
Blockmate Ventures Inc.	TSXV:MATE	40.0
Numinus Wellness Inc.	TSX:NUMI	32.5
Baru Gold Corp.	TSXV:BARU	21.5
First Atlantic Nickel Corp.	TSXV:FAN	21.3
Quantum eMotion Corp.	TSXV:QNC	18.0
Cathedra Bitcoin Inc.	TSXV:CBIT	17.0
Aberdeen International Inc.	TSX:AAB	16.9
Cryptostar Corp.	TSXV:CSTR	13.7
Moovly Media Inc.	TSXV:MVY	12.1

Top TSX and TSXV Indices in November 2024

	PERFORMANCE
S&P/TSX Information Technology Index	21%
S&P/TSX Venture Health Care Index	20%
S&P/TSX Venture Information Technology Index	16%
S&P/TSX Venture Industrials Index	11%
S&P/TSX Financials Index	7%
S&P/TSX 60 Index	7%
S&P/TSX Composite Index	6%
S&P/TSX Consumer Staples Index	6%
S&P/TSX Industrials Index	5%
S&P/TSX Consumer Discretionary Index	4%

Value Traded by Sector in November 2024



For more information

RICHARD GOODMAN

Managing Director, Global Capital Development & Business Transformation

E richard.goodman@tmx.com



tsx.com/mig

As at November 30, 2024, unless otherwise noted. Companies were subject to a minimum trading value to qualify for analysis. ©2024 TSX Inc. All rights reserved. The information in this document is provided for informational purposes only. This document, and certain of the information contained in this document, is TSX Inc.'s proprietary information. Do not disclose, copy, distribute, sell or modify this document or any of its contents without TSX Inc.'s prior written consent. Neither TMX Group Limited nor any of its affiliates represents, warrants or guarantees the completeness or accuracy of the information contained in this document and they are not responsible for any errors or omissions in or your use of, or reliance on, the information. The information in this document is provided with the express condition, to which by making use thereof you expressly consent, that no liability shall be incurred by TMX Group Limited and/or any of its affiliates as a result of any errors or omissions herein or any use or reliance upon the information. TMX Group Limited and its affiliates are not responsible for any errors or omissions in, or your use of, information accessed through links to any third party sites, and the views, comments, opinions and advice of any third party, in this document or on any third party site, reflect those of the individual authors only and are not necessarily endorsed by TMX Group Limited and its affiliates. TMX Group Limited and its affiliates have not prepared, reviewed or updated the content of any third party sites, and assume no responsibility for such information. The information provided is not an invitation to purchase securities listed on Toronto Stock Exchange or TSX Venture Exchange. TMX Group Limited and its affiliates do not endorse or recommend any of the referenced securities or issuers, and this document does not, nor should it be construed as, providing any trading, legal, accounting, tax, investment, business, financial or other advice, and you should not rely on it for such purposes. Professional advisors should be consulted. Listing on Toronto Stock Exchange or TSX Venture Exchange does not guarantee the future performance of a security or an issuer. The S&P/TSX 60 Index and the S&P/TSX Composite Index (the "S&P/TSX Indices") are products of S&P Dow Jones Indices LLC or its affiliates ("SPDJI") and TSX Inc. ("TSX"). Standard & Poor's® and S&P® are registered trademarks of Standard & Poor's Financial Services LLC ("S&P"); Dow Jones® is a registered trademark of Dow Jones Trademark Holdings LLC ("Dow Jones"); and TSX® is a registered trademark of TSX. SPDJI, Dow Jones, S&P, their respective affiliates and TSX do not sponsor, endorse, sell or promote any products based on the S&P/TSX Indices and none of such parties make any representation regarding the advisability of investing in such product(s) nor do they have any liability for any errors, omissions or interruptions of the S&P/TSX Indices or any data related thereto. TMX, the TMX design, Toronto Stock Exchange, TSX, TSXV, TSX Venture Exchange, The Future is Yours to See, and Voir le futur. Réaliser l'avenir. are the trademarks of TSX Inc. All other trademarks used herein are the property of their respective owners.