

OCTOBER 2024

# Investor Insights

Brought to you by **Toronto Stock Exchange** and **TSX Venture Exchange**.

## Four Takeaways For Investors

The following are some key observations of TSX and TSX Venture Exchange markets:

### 1. MARKETS UP IN OCTOBER

October saw positive performances across all market cap segments: Large Cap +2%, Mid Cap +2%, Small Cap +6%, and Micro Cap +7%.

### 2. COCKTAIL OF SECTORS ON TOP

Diverse mix of top performing sectors in October: Mining up 7% in Large Cap, Technology up 10% in Mid Cap, Life Sciences up 12% in Small Cap and Comms & Media up 28% in Micro Cap.


### 3. VENTURE FINANCIALS TOP INDEX

S&P/TSX Venture Financials Index was the top performing index in October with a gain of +21%.

### 4. DOLLAR VALUE TRADED TRENDS UP & DOWN

Dollar value traded in October is down compared to last month (-6%), but up from the same month last year (+40%).



 **SUBSCRIBE TO OUR MARKET INTELLIGENCE REPORTS**

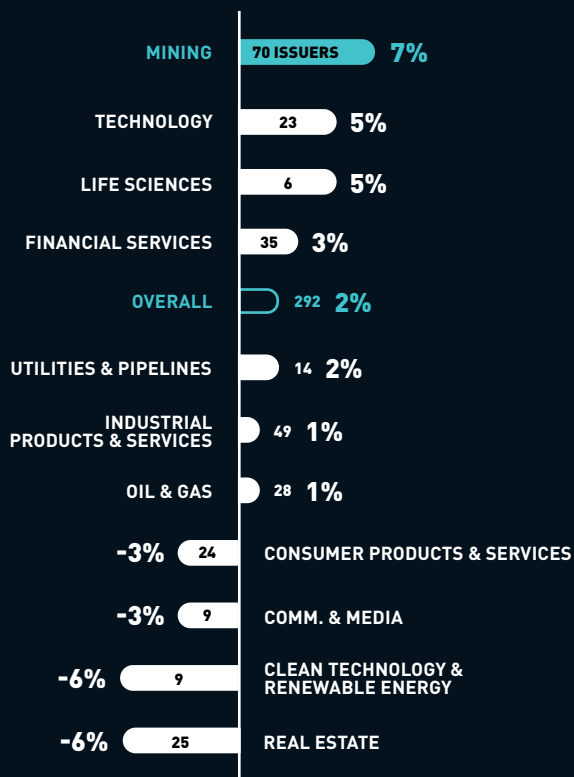
**[CLICK HERE](#)**  **FOR MORE INFORMATION**

# Large Cap

MARKET CAP >\$1 BILLION | OCTOBER 2024

## Average Share Price Performance by Sector

### TOP PERFORMING SECTOR



## October 2024 Share Price Performance

TOP COMPANIES	TICKER	SHARE PRICE PERFORMANCE	SHARE PRICE 31/10/2024 (CAD)
Lithium Americas Corp.	TSX:LAC	55%	\$5.66
Celestica Inc.	TSX:CLS	38%	\$95.28
Hut 8 Corp.	TSX:HUT	33%	\$22.01
Endeavour Silver Corp.	TSX:EDR	32%	\$7.04
Partners Value Investments LP	TSXV:PVF.UN	31%	\$126.10
Propel Holdings Inc.	TSX:PRL	27%	\$36.19
Secure Energy Services Inc.	TSX:SES	27%	\$15.51
G Mining Ventures Corp.	TSX:GMIN	27%	\$11.89
First Majestic Silver Corp.	TSX:AG	27%	\$10.29
Gatos Silver, Inc.	TSX:GATO	27%	\$25.81

## Mining

TOP COMPANIES	TICKER	SHARE PRICE PERFORMANCE	SHARE PRICE 31/10/2024 (CAD)
Lithium Americas Corp.	TSX:LAC	55%	\$5.66
Endeavour Silver Corp.	TSX:EDR	32%	\$7.04
G Mining Ventures Corp.	TSX:GMIN	27%	\$11.89
First Majestic Silver Corp.	TSX:AG	27%	\$10.29
Gatos Silver, Inc.	TSX:GATO	27%	\$25.81
MAG Silver Corp.	TSX:MAG	25%	\$23.84
Ivanhoe Electric Inc.	TSX:IE	24%	\$14.15
Orla Mining Ltd.	TSX:OLA	23%	\$6.69
Denison Mines Corp.	TSX:DML	19%	\$2.93
Skeena Resources Limited	TSX:SKE	18%	\$13.53

## Most Active in October 2024

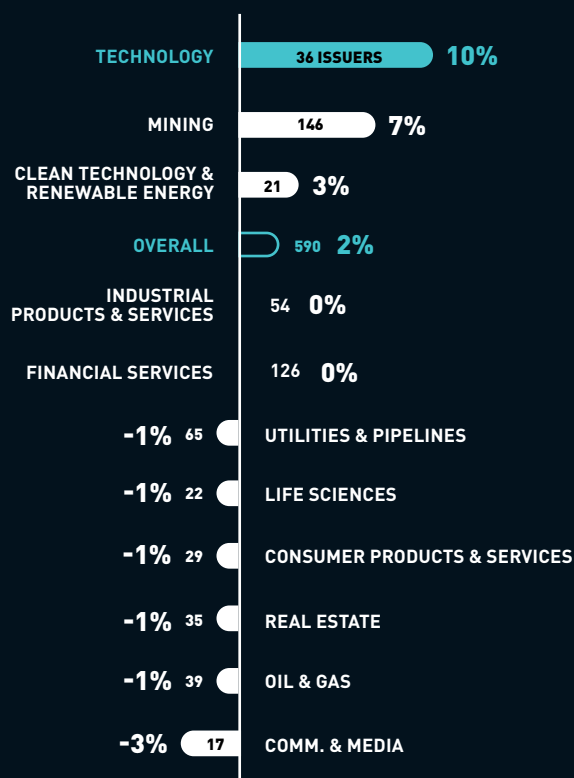
TOP COMPANIES	TICKER	VOLUME TRADED (MILLIONS OF SHARES)
The Toronto-Dominion Bank	TSX:TD	272.7
Canadian Natural Resources Limited	TSX:CNQ	159.7
Enbridge Inc.	TSX:ENB	152.8
Royal Bank of Canada	TSX:RY	141.3
The Bank of Nova Scotia	TSX:BNS	119.4
TC Energy Corporation	TSX:TRP	115.6
Baytex Energy Corp.	TSX:BTE	112.5
Manulife Financial Corporation	TSX:MFC	97.3
Enovus Energy Inc.	TSX:CVE	94.9
Suncor Energy Inc.	TSX:SU	87.5

# Mid Cap

MARKET CAP \$100 MILLION TO \$1 BILLION | OCTOBER 2024

## Average Share Price Performance by Sector

### TOP PERFORMING SECTOR



## October 2024 Share Price Performance

TOP COMPANIES	TICKER	SHARE PRICE PERFORMANCE	SHARE PRICE 31/10/2024 (CAD)
Neptune Digital Assets Corp.	TSXV:NDA	268%	\$1.03
Anaergia Inc.	TSX:ANRG	89%	\$1.04
Ameritrust Financial Technologies Inc.	TSXV:AMT	79%	\$0.17
Anfield Energy Inc.	TSXV:AEC	69%	\$0.14
Standard Lithium Ltd.	TSXV:SLI	60%	\$3.36
Ascot Resources Ltd.	TSX:AOT	56%	\$0.25
Americas Gold and Silver Corporation	TSX:USA	56%	\$0.64
Founders Metals Inc.	TSXV:FDR	54%	\$3.93
Aldebaran Resources Inc.	TSXV:ALDE	52%	\$1.61
Condor Energies Inc.	TSX:CDR	49%	\$2.54

## Technology

TOP COMPANIES	TICKER	SHARE PRICE PERFORMANCE	SHARE PRICE 31/10/2024 (CAD)
Neptune Digital Assets Corp.	TSXV:NDA	268%	\$1.03
Ameritrust Financial Technologies Inc.	TSXV:AMT	79%	\$0.17
Tiny Ltd.	TSXV:TINY	29%	\$1.95
Firan Technology Group Corporation	TSX:FTG	20%	\$7.01
Hive Digital Technologies Ltd.	TSXV:HIVE	18%	\$5.11
Vitalhub Corp.	TSX:VHI	16%	\$10.20
Kraken Robotics Inc.	TSXV:PNG	14%	\$2.00
Sangoma Technologies Corporation	TSX:STC	13%	\$8.50
D2L Inc.	TSX:DTOL	12%	\$13.95
Blackline Safety Corp.	TSX:BLN	11%	\$6.21

## Most Active in October 2024

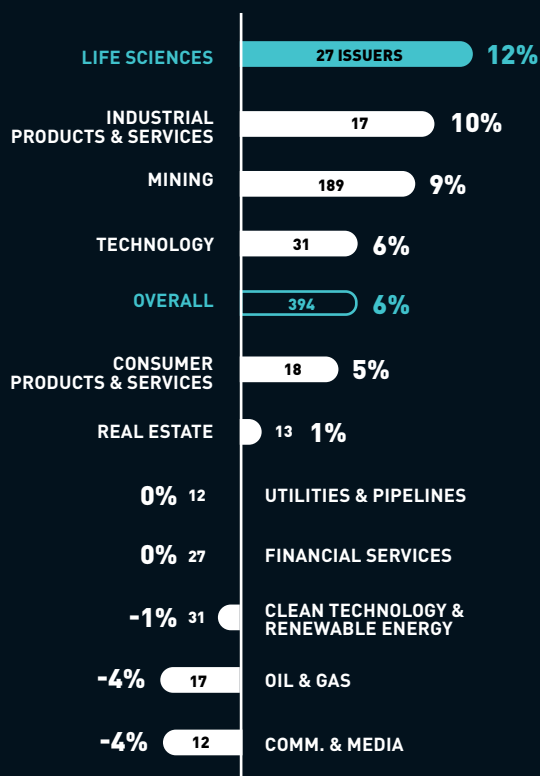
TOP COMPANIES	TICKER	VOLUME TRADED (MILLIONS OF SHARES)
Anfield Energy Inc.	TSXV:AEC	73.8
Fission Uranium Corp.	TSX:FCU	64.7
Canopy Growth Corporation	TSX:WEED	41.3
Global Atomic Corporation	TSX:GLO	39.2
Ascot Resources Ltd.	TSX:AOT	34.4
Neptune Digital Assets Corp.	TSXV:NDA	29.0
Guanajuato Silver Company Ltd.	TSXV:GSVR	28.0
West Red Lake Gold Mines Ltd.	TSXV:WRLG	23.6
Kraken Robotics Inc.	TSXV:PNG	22.5
Aftermath Silver Ltd.	TSXV:AAG	22.1

# Small Cap

MARKET CAP \$25 MILLION TO \$100 MILLION | OCTOBER 2024

## Average Share Price Performance by Sector

### TOP PERFORMING SECTOR



## October 2024 Share Price Performance

TOP COMPANIES	TICKER	SHARE PRICE PERFORMANCE	SHARE PRICE 31/10/2024 (CAD)
Realbotix Corp.	TSXV:XBOT	115%	\$0.22
MustGrow Biologics Corp.	TSXV:MGRO	101%	\$2.01
Argenta Silver Corp.	TSXV:AGAG	85%	\$0.37
Satellos Bioscience Inc.	TSX:MSCL	83%	\$0.84
Element 29 Resources Inc.	TSXV:ECU	76%	\$0.45
Midnight Sun Mining Corp.	TSXV:MMA	76%	\$0.52
Dore Copper Mining Corp.	TSXV:DCMC	73%	\$0.19
Oceanic Iron Ore Corp.	TSXV:FEO	61%	\$0.25
Taranis Resources Inc.	TSXV:TRO	61%	\$0.44
Stillwater Critical Minerals Corp.	TSXV:PGE	61%	\$0.19

## Life Sciences

TOP COMPANIES	TICKER	SHARE PRICE PERFORMANCE	SHARE PRICE 31/10/2024 (CAD)
MustGrow Biologics Corp.	TSXV:MGRO	101%	\$2.01
Satellos Bioscience Inc.	TSX:MSCL	83%	\$0.84
Aurora Spine Corporation	TSXV:ASG	47%	\$0.42
Theralase Technologies Inc.	TSXV:TLT	47%	\$0.25
Nova Leap Health Corp.	TSXV:NLH	35%	\$0.31
Medicus Pharma Ltd.	TSXV:MDCX	35%	\$6.33
Ocumetics Technology Corp.	TSXV:OTC	29%	\$0.40
NurExone Biologic Inc.	TSXV:NRX	19%	\$0.68
Cannara Biotech Inc.	TSXV:LOVE	15%	\$0.70
LSL Pharma Group Inc.	TSXV:LSL	9%	\$0.48

## Most Active in October 2024

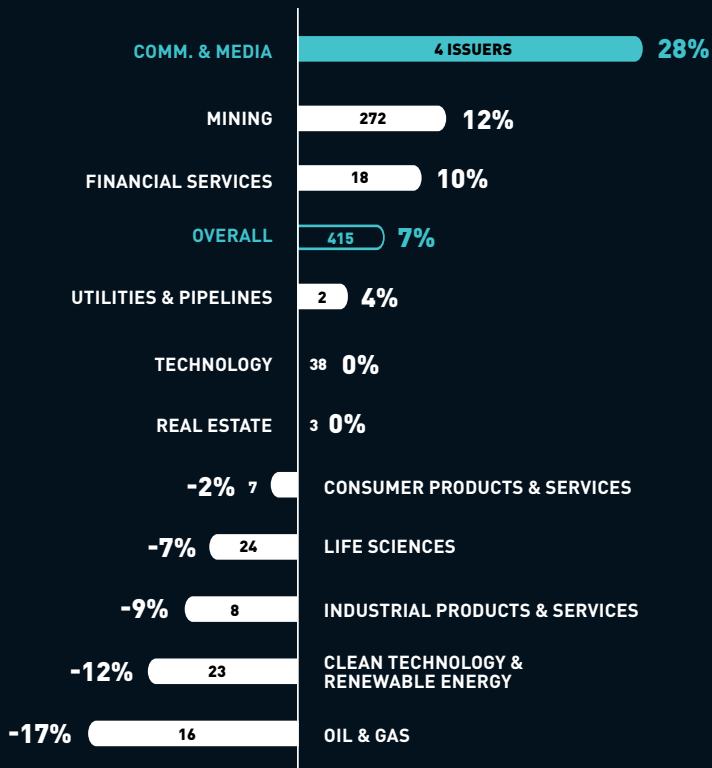
TOP COMPANIES	TICKER	VOLUME TRADED (MILLIONS OF SHARES)
WonderFi Technologies Inc.	TSX:WNRD	33.4
Majestic Gold Corp.	TSXV:MJS	17.2
Outcrop Silver & Gold Corporation	TSXV:OCG	16.2
GoviEx Uranium Inc.	TSXV:GXU	15.2
GR Silver Mining Ltd.	TSXV:GRSL	15.1
Exro Technologies Inc.	TSX:EXRO	14.8
Talon Metals Corp.	TSX:TLO	13.7
OMAI Gold Mines Corp.	TSXV:OMG	13.2
Plurilock Security Inc.	TSXV:PLUR	13.0
Wallbridge Mining Company Limited	TSX:WM	12.9

# Micro Cap

MARKET CAP <\$25 MILLION | OCTOBER 2024

## Average Share Price Performance by Sector

TOP PERFORMING SECTOR



## October 2024 Share Price Performance

TOP COMPANIES	TICKER	SHARE PRICE PERFORMANCE	SHARE PRICE 31/10/2024 (CAD)
Record Resources Inc.	TSXV:REC	400%	\$0.03
Gitennes Exploration Inc.	TSXV:GIT	163%	\$0.21
ZoomerMedia Limited	TSXV:ZUM	160%	\$0.08
Wolfden Resources Corporation	TSXV:WLF	157%	\$0.09
Sabre Gold Mines Corp.	TSX:SGLD	156%	\$0.23
LQWD Technologies Corp.	TSXV:LQWD	155%	\$1.53
Fokus Mining Corporation	TSXV:FKM	155%	\$0.14
KAPA Gold Inc.	TSXV:KAPA	133%	\$0.07
Wi2Wi Corporation	TSXV:YTY	114%	\$0.08
Copper Road Resources Inc.	TSXV:CRD	100%	\$0.04

## Comm. & Media

TOP COMPANIES	TICKER	SHARE PRICE PERFORMANCE	SHARE PRICE 31/10/2024 (CAD)
ZoomerMedia Limited	TSXV:ZUM	160%	\$0.08
BCE Inc.	TSX:BCE.PR.N	-1%	\$16.69
QYOU Media Inc.	TSXV:QYOU	-14%	\$0.03
Corus Entertainment Inc.	TSX:CJR.B	-32%	\$0.12

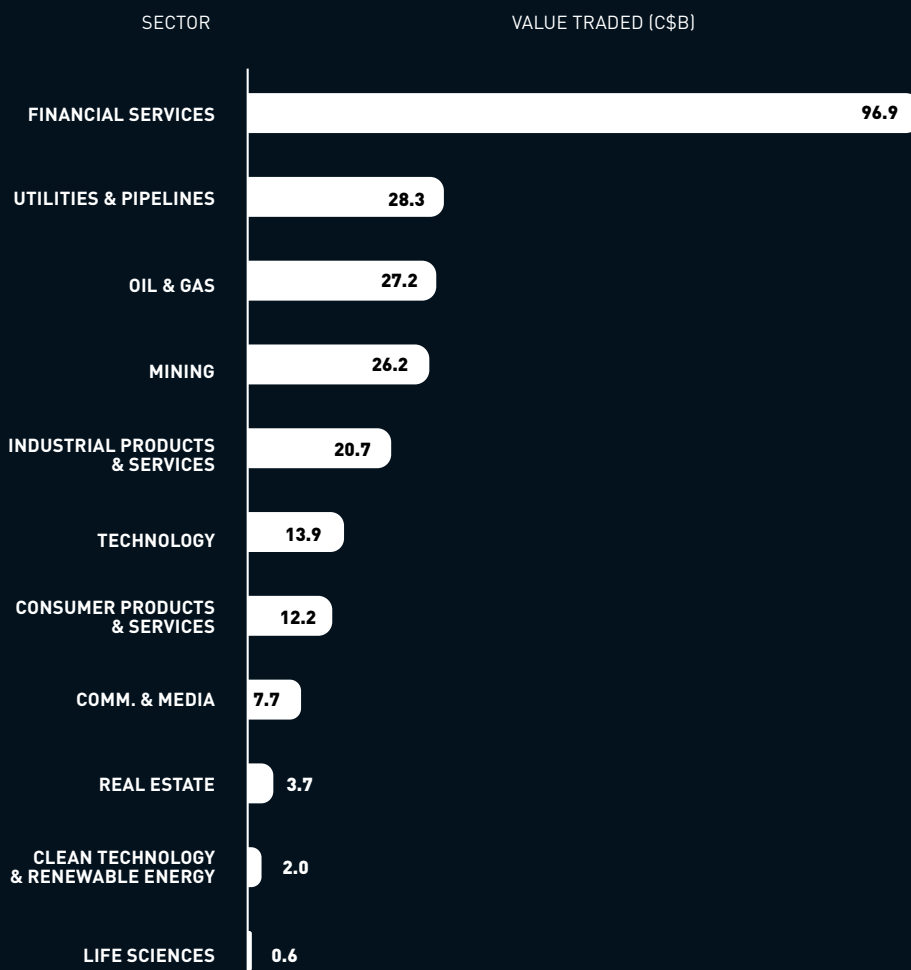
## Most Active in October 2024

TOP COMPANIES	TICKER	VOLUME TRADED (MILLIONS OF SHARES)
First Helium Inc.	TSXV:HELI	36.0
Troubadour Resources Inc.	TSXV:TR	28.7
Therma Bright Inc.	TSXV:THRM	26.0
Baselode Energy Corp.	TSXV:FIND	25.9
E2Gold Inc.	TSXV:ETU	25.5
TVI Pacific Inc.	TSXV:TVI	24.4
Datametrex AI Limited	TSXV:DM	23.3
ALX Resources Corp.	TSXV:AL	21.1
Clean Air Metals Inc.	TSXV:AIR	20.9
ValOre Metals Corp.	TSXV:VO	19.1

## Top TSX and TSXV Indices in October 2024

	PERFORMANCE
S&P/TSX Venture Financials Index	21%
S&P/TSX Venture Health Care Index	14%
S&P/TSX Venture Industrials Index	9%
S&P/TSX Venture Materials Index	7%
S&P/TSX Materials Index	4%
S&P/TSX Health Care Index	4%
S&P/TSX Venture Composite Index	4%
S&P/TSX Energy Index	3%
S&P/TSX Composite Index	1%
S&P/TSX Venture Information Technology Index	1%

## Value Traded by Sector in October 2024



# For more information

**RICHARD GOODMAN**

Managing Director, Global Capital Development & Business Transformation

E [richard.goodman@tmx.com](mailto:richard.goodman@tmx.com)



[tsx.com/mig](https://tsx.com/mig)

As at October 31, 2024, unless otherwise noted. Companies were subject to a minimum trading value to qualify for analysis. ©2024 TSX Inc. All rights reserved. The information in this document is provided for informational purposes only. This document, and certain of the information contained in this document, is TSX Inc.'s proprietary information. Do not disclose, copy, distribute, sell or modify this document or any of its contents without TSX Inc.'s prior written consent. Neither TMX Group Limited nor any of its affiliates represents, warrants or guarantees the completeness or accuracy of the information contained in this document and they are not responsible for any errors or omissions in or your use of, or reliance on, the information. The information in this document is provided with the express condition, to which by making use thereof you expressly consent, that no liability shall be incurred by TMX Group Limited and/or any of its affiliates as a result of any errors or omissions herein or any use or reliance upon the information. TMX Group Limited and its affiliates are not responsible for any errors or omissions in, or your use of, information accessed through links to any third party sites, and the views, comments, opinions and advice of any third party, in this document or on any third party site, reflect those of the individual authors only and are not necessarily endorsed by TMX Group Limited and its affiliates. TMX Group Limited and its affiliates have not prepared, reviewed or updated the content of any third party sites, and assume no responsibility for such information. The information provided is not an invitation to purchase securities listed on Toronto Stock Exchange or TSX Venture Exchange. TMX Group Limited and its affiliates do not endorse or recommend any of the referenced securities or issuers, and this document does not, nor should it be construed as, providing any trading, legal, accounting, tax, investment, business, financial or other advice, and you should not rely on it for such purposes. Professional advisors should be consulted. Listing on Toronto Stock Exchange or TSX Venture Exchange does not guarantee the future performance of a security or an issuer. The S&P/TSX 60 Index and the S&P/TSX Composite Index (the "S&P/TSX Indices") are products of S&P Dow Jones Indices LLC or its affiliates ("SPDJI") and TSX Inc. ("TSX"). Standard & Poor's® and S&P® are registered trademarks of Standard & Poor's Financial Services LLC ("S&P"); Dow Jones® is a registered trademark of Dow Jones Trademark Holdings LLC ("Dow Jones"); and TSX® is a registered trademark of TSX. SPDJI, Dow Jones, S&P, their respective affiliates and TSX do not sponsor, endorse, sell or promote any products based on the S&P/TSX Indices and none of such parties make any representation regarding the advisability of investing in such product(s) nor do they have any liability for any errors, omissions or interruptions of the S&P/TSX Indices or any data related thereto. TMX, the TMX design, Toronto Stock Exchange, TSX, TSXV, TSX Venture Exchange, The Future is Yours to See, and Voir le futur. Réaliser l'avenir. are the trademarks of TSX Inc. All other trademarks used herein are the property of their respective owners.