

SEPTEMBER 2024

Investor Insights

Brought to you by **Toronto Stock Exchange** and **TSX Venture Exchange**.

Four Takeaways For Investors

The following are some key observations of TSX and TSX Venture Exchange markets:

1. MARKETS UP IN SEPTEMBER

September saw positive performances across all market cap segments: Large Cap +4%, Mid Cap +3%, Small Cap +4%, and Micro Cap +3%.

2. DIVERSIFIED SECTORS ON TOP

Diversified sectors were the top performing in September across 2 out of 4 segments: Real Estate up +16% in Small Cap and Consumer Products & Services up +13% in Micro Cap.


3. HEALTH CARE TOP INDEX

S&P/TSX Health Care Index was the top performing index in September with a gain of +14%.

4. DOLLAR VALUE TRADED TRENDS UP

Dollar value traded in September is up compared to last month (+18%) and the same month last year (+31%).



 **SUBSCRIBE TO OUR MARKET INTELLIGENCE REPORTS**

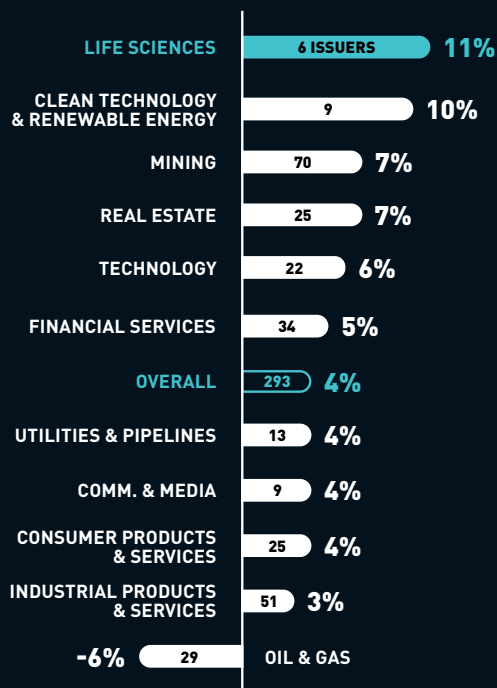
[CLICK HERE !\[\]\(4f6bf54ae7e4144a72d78316053e412d_img.jpg\) FOR MORE INFORMATION](#)

Large Cap

MARKET CAP >\$1 BILLION | SEPTEMBER 2024

Average Share Price Performance by Sector

TOP PERFORMING SECTOR



September 2024 Share Price Performance

TOP COMPANIES	TICKER	SHARE PRICE PERFORMANCE	SHARE PRICE 30/09/2024 (CAD)
Bausch Health Companies Inc.	TSX:BHC	38%	\$11.04
Endeavour Silver Corp.	TSX:EDR	29%	\$5.34
Lightspeed Commerce Inc.	TSX:LSPD	28%	\$22.30
DREAM Unlimited Corp.	TSX:DRM	28%	\$33.73
Aura Minerals Inc.	TSX:ORA	26%	\$16.17
Interfor Corp.	TSX:IFP	22%	\$20.30
Hut 8 Corp.	TSX:HUT	21%	\$16.58
Ivanhoe Electric Inc.	TSX:IE	20%	\$11.43
Centamin plc	TSX:CEE	19%	\$2.61
Gatos Silver, Inc.	TSX:GATO	18%	\$20.37

Life Sciences

TOP COMPANIES	TICKER	SHARE PRICE PERFORMANCE	SHARE PRICE 30/09/2024 (CAD)
Bausch Health Companies Inc.	TSX:BHC	38%	\$11.04
Bausch + Lomb Corp.	TSX:BLCO	18%	\$26.14
dentalcorp Holdings Ltd.	TSX:DNTL	8%	\$8.53
Curaleaf Holdings, Inc.	TSX:CURA	5%	\$4.12
Cronos Group Inc.	TSX:CRON	-1%	\$2.99
WELL Health Technologies Corp.	TSX:WELL	-2%	\$4.43

Most Active in September 2024

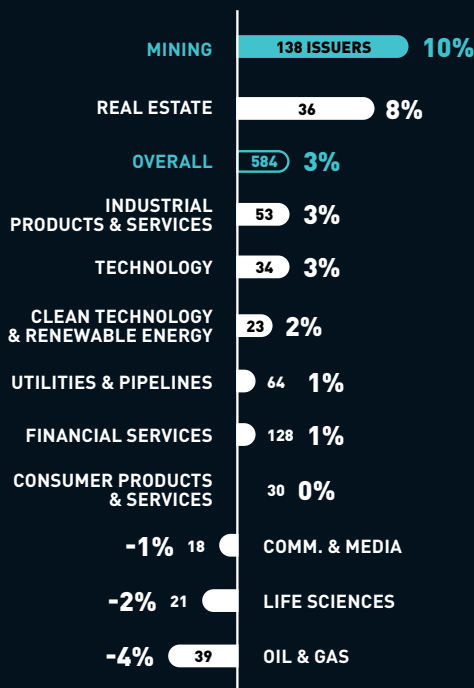
TOP COMPANIES	TICKER	VOLUME TRADED (MILLIONS OF SHARES)
Canadian Natural Resources Ltd.	TSX:CNQ	410.7
Suncor Energy Inc.	TSX:SU	230.6
TC Energy Corp.	TSX:TRP	211.8
Enbridge Inc.	TSX:ENB	131.7
Manulife Financial Corp.	TSX:MFC	120.4
The Bank of Nova Scotia	TSX:BNS	114.1
Baytex Energy Corp.	TSX:BTE	109.0
Canadian Imperial Bank Of Commerce	TSX:CM	102.0

Mid Cap

MARKET CAP \$100 MILLION TO \$1 BILLION | SEPTEMBER 2024

Average Share Price Performance by Sector

TOP PERFORMING SECTOR



September 2024 Share Price Performance

TOP COMPANIES	TICKER	SHARE PRICE PERFORMANCE	SHARE PRICE 30/09/2024 (CAD)
GovEx Uranium Inc.	TSXV:GXU	220%	\$0.16
GreenFirst Forest Products Inc.	TSX:GFP	157%	\$0.77
American Creek Resources Ltd.	TSXV:AMK	58%	\$0.26
Nano One Materials Corp.	TSX:NANO	55%	\$1.18
American Lithium Corp.	TSXV:LI	54%	\$0.74
Forsys Metals Corp.	TSX:FSY	54%	\$0.83
Magna Mining Inc.	TSXV:NICU	51%	\$1.22
Sitka Gold Corp.	TSXV:SIG	49%	\$0.37
Freegold Ventures Ltd.	TSX:FVL	46%	\$1.20
Entree Resources Ltd.	TSX:ETG	45%	\$2.17

Mining

TOP COMPANIES	TICKER	SHARE PRICE PERFORMANCE	SHARE PRICE 30/09/2024 (CAD)
GovEx Uranium Inc.	TSXV:GXU	220%	\$0.16
American Creek Resources Ltd.	TSXV:AMK	58%	\$0.26
American Lithium Corp.	TSXV:LI	54%	\$0.74
Forsys Metals Corp.	TSX:FSY	54%	\$0.83
Magna Mining Inc.	TSXV:NICU	51%	\$1.22
Sitka Gold Corp.	TSXV:SIG	49%	\$0.37
Freegold Ventures Ltd.	TSX:FVL	46%	\$1.20
Entree Resources Ltd.	TSX:ETG	45%	\$2.17
Aftermath Silver Ltd.	TSXV:AAG	40%	\$0.46
Tudor Gold Corp.	TSXV:TUD	39%	\$1.03

Most Active in September 2024

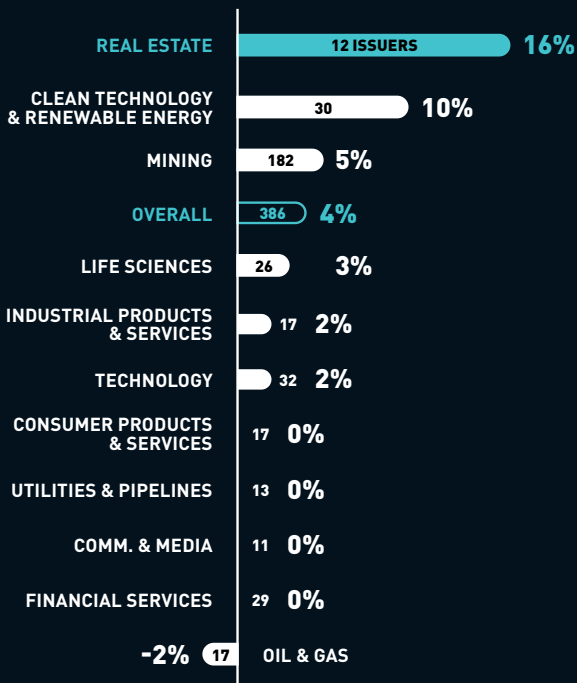
TOP COMPANIES	TICKER	VOLUME TRADED (MILLIONS OF SHARES)
Fission Uranium Corp.	TSX:FCU	109.5
Ascot Resources Ltd.	TSX:AOT	43.6
GovEx Uranium Inc.	TSXV:GXU	40.1
Vizsla Silver Corp.	TSXV:VZLA	31.2
Ballard Power Systems Inc.	TSX:BLDP	29.0
F3 Uranium Corp.	TSXV:FUU	26.7
First Mining Gold Corp.	TSX:FF	25.9
Goldshore Resources Inc.	TSXV:GSHR	25.2
Freegold Ventures Ltd.	TSX:FVL	21.3
Africa Oil Corp.	TSX:AOI	21.0

Small Cap

MARKET CAP \$25 MILLION TO \$100 MILLION | SEPTEMBER 2024

Average Share Price Performance by Sector

TOP PERFORMING SECTOR



September 2024 Share Price Performance

TOP COMPANIES	TICKER	SHARE PRICE PERFORMANCE	SHARE PRICE 30/09/2024 (CAD)
NEO Battery Materials Ltd.	TSXV:NBM	176%	\$0.29
Panoro Minerals Ltd.	TSXV:PML	82%	\$0.31
California Nanotechnologies Corp.	TSXV:CNO	72%	\$1.58
Baylin Technologies Inc.	TSX:BYL	67%	\$0.46
PharmaCielo Ltd.	TSXV:PCLO	64%	\$0.18
Power Metals Corp.	TSXV:PWM	61%	\$0.40
Perimeter Medical Imaging AI Inc.	TSXV:PINK	60%	\$0.50
Melcor Real Estate Investment Trust	TSX:MR.UN	59%	\$4.86
Greenpower Motor Company Inc.	TSXV:GPV	59%	\$1.89
Powerband Solutions Inc.	TSXV:PBX	58%	\$0.10

Real Estate

TOP COMPANIES	TICKER	SHARE PRICE PERFORMANCE	SHARE PRICE 30/09/2024 (CAD)
Melcor Real Estate Investment Trust	TSX:MR.UN	59%	\$4.86
American Hotel Income Properties REIT LP	TSX:HOT.UN	40%	\$0.70
Slate Office REIT	TSX:SOT.UN	30%	\$0.46
Dream Impact Trust	TSX:MPCT.UN	18%	\$4.11
NexLiving Communities Inc.	TSXV:NXLV	14%	\$2.20
Northview Residential REIT	TSX:NRR.UN	7%	\$18.53
Artis Real Estate Investment Trust	TSX:AX.PR.E	7%	\$20.60
Artis Real Estate Investment Trust	TSX:AX.PR.I	6%	\$21.65
Brookfield Office Properties Inc.	TSX:BPO.PRY	3%	\$9.54
Inovalis Real Estate Investment Trust	TSX:INO.UN	3%	\$1.11

Most Active in September 2024

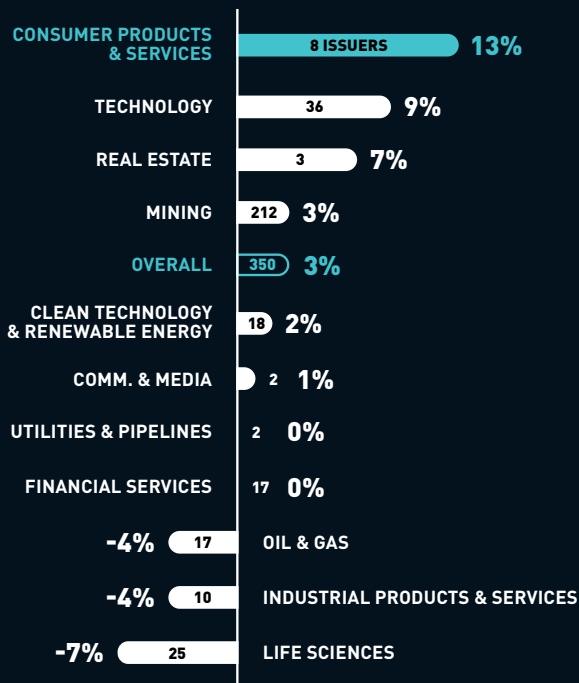
TOP COMPANIES	TICKER	VOLUME TRADED (MILLIONS OF SHARES)
Bedford Metals Corp.	TSXV:BFM	34.9
Wallbridge Mining Company Ltd.	TSX:WM	24.8
Majestic Gold Corp.	TSXV:MJS	22.4
Therma Bright Inc.	TSXV:THRM	21.6
Guanajuato Silver Company Ltd.	TSXV:GSVR	19.9
Anfield Energy Inc.	TSXV:AEC	18.0
Roscan Gold Corp.	TSXV:ROS	14.8
GR Silver Mining Ltd.	TSXV:GRSL	13.7
CEMATRIX Corp.	TSX:CEMX	13.2
Corus Entertainment Inc.	TSX:CJR.B	12.7

Micro Cap

MARKET CAP <\$25 MILLION | SEPTEMBER 2024

Average Share Price Performance by Sector

TOP PERFORMING SECTOR



September 2024 Share Price Performance

TOP COMPANIES	TICKER	SHARE PRICE PERFORMANCE	SHARE PRICE 30/09/2024 (CAD)
TrustBIX Inc.	TSXV:TBIX	300%	\$0.02
Novra Technologies Inc.	TSXV:NVI	200%	\$0.12
Emergent Metals Corp.	TSXV:EMR	113%	\$0.09
DAVIDsTEA Inc.	TSXV:DTEA	109%	\$0.34
Clean Air Metals Inc.	TSXV:AIR	100%	\$0.07
Jinhua Capital Corp.	TSXV:JHC	100%	\$0.01
Fairchild Gold Corp.	TSXV:FAIR	100%	\$0.06
Valkea Resources Corp.	TSXV:OZ	100%	\$0.40
Cleantek Industries Inc.	TSXV:CTEK	89%	\$0.18
Ynvisible Interactive Inc.	TSXV:YNV	83%	\$0.17

Consumer Products & Services

TOP COMPANIES	TICKER	SHARE PRICE PERFORMANCE	SHARE PRICE 30/09/2024 (CAD)
DAVIDsTEA Inc.	TSXV:DTEA	109%	\$0.34
ESE Entertainment Inc.	TSXV:ESE	25%	\$0.10
Diamond Estates Wines & Spirits Inc.	TSXV:DWS	22%	\$0.33
Flow Beverage Corp.	TSX:FLOW	0%	\$0.18
Goodfood Market Corp.	TSX:FOOD	-2%	\$0.28
PesoRama Inc.	TSXV:PESO	-10%	\$0.14
Decibel Cannabis Company Inc.	TSXV:DB	-15%	\$0.06
Purebread Brands Inc.	TSXV:BRED	-27%	\$0.06

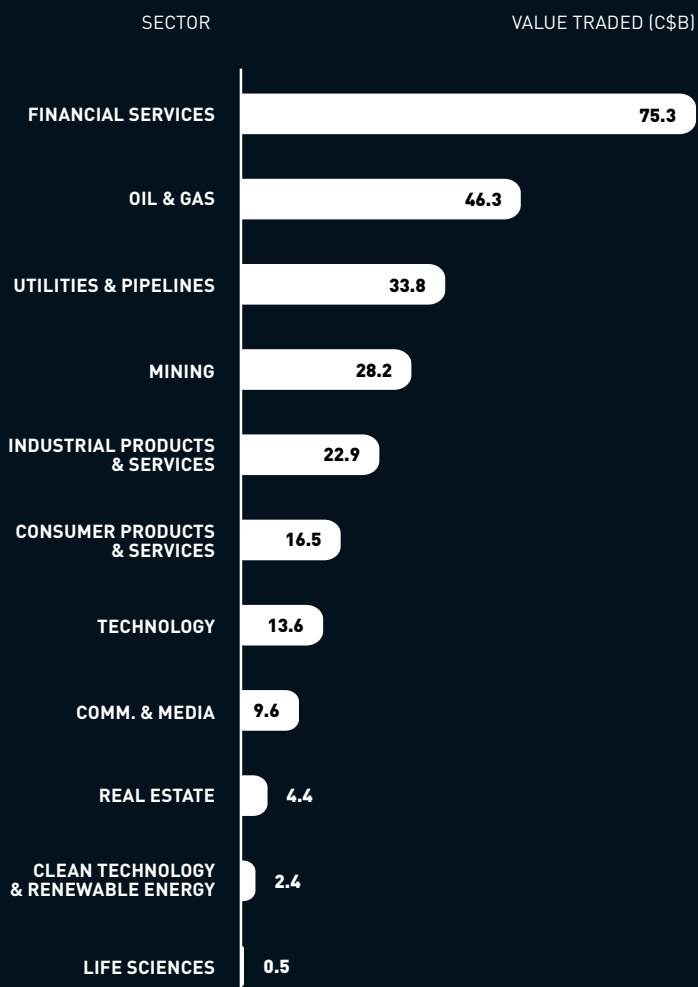
Most Active in September 2024

TOP COMPANIES	TICKER	VOLUME TRADED (MILLIONS OF SHARES)
ValOre Metals Corp.	TSXV:VO	50.4
Clean Air Metals Inc.	TSXV:AIR	25.7
Canterra Minerals Corp.	TSXV:CTM	19.9
Jinhua Capital Corp.	TSXV:JHC	19.7
ALX Resources Corp.	TSXV:AL	11.6
Harfang Exploration Inc.	TSXV:HAR	11.4
Tectonic Metals Inc.	TSXV:TTECT	11.3
Newtopia Inc.	TSXV:NEWU	9.9
Fokus Mining Corp.	TSXV:FKM	9.8
Juggernaut Exploration Ltd.	TSXV:JUGR	9.6

Top TSX and TSXV Indices in September 2024

	PERFORMANCE
S&P/TSX Health Care Index	14%
S&P/TSX Venture Real Estate Index	12%
S&P/TSX Venture Industrials Index	10%
S&P/TSX Venture Energy Index	6%
S&P/TSX Utilities Index	6%
S&P/TSX Financials Index	6%
S&P/TSX Information Technology Index	4%
S&P/TSX Materials Index	3%
S&P/TSX Composite Index	3%
S&P/TSX 60 Index	3%

Value Traded by Sector in September 2024



For more information

RICHARD GOODMAN

Managing Director, Global Capital Development & Business Transformation

E richard.goodman@tmx.com



tsx.com/mig

As at September 30, 2024, unless otherwise noted. Companies were subject to a minimum trading value to qualify for analysis. ©2024 TSX Inc. All rights reserved. The information in this document is provided for informational purposes only. This document, and certain of the information contained in this document, is TSX Inc.'s proprietary information. Do not disclose, copy, distribute, sell or modify this document or any of its contents without TSX Inc.'s prior written consent. Neither TMX Group Limited nor any of its affiliates represents, warrants or guarantees the completeness or accuracy of the information contained in this document and they are not responsible for any errors or omissions in or your use of, or reliance on, the information. The information in this document is provided with the express condition, to which by making use thereof you expressly consent, that no liability shall be incurred by TMX Group Limited and/or any of its affiliates as a result of any errors or omissions herein or any use or reliance upon the information. TMX Group Limited and its affiliates are not responsible for any errors or omissions in, or your use of, information accessed through links to any third party sites, and the views, comments, opinions and advice of any third party, in this document or on any third party site, reflect those of the individual authors only and are not necessarily endorsed by TMX Group Limited and its affiliates. TMX Group Limited and its affiliates have not prepared, reviewed or updated the content of any third party sites, and assume no responsibility for such information. The information provided is not an invitation to purchase securities listed on Toronto Stock Exchange or TSX Venture Exchange. TMX Group Limited and its affiliates do not endorse or recommend any of the referenced securities or issuers, and this document does not, nor should it be construed as, providing any trading, legal, accounting, tax, investment, business, financial or other advice, and you should not rely on it for such purposes. Professional advisors should be consulted. Listing on Toronto Stock Exchange or TSX Venture Exchange does not guarantee the future performance of a security or an issuer. The S&P/TSX 60 Index and the S&P/TSX Composite Index (the "S&P/TSX Indices") are products of S&P Dow Jones Indices LLC or its affiliates ("SPDJI") and TSX Inc. ("TSX"). Standard & Poor's® and S&P® are registered trademarks of Standard & Poor's Financial Services LLC ("S&P"); Dow Jones® is a registered trademark of Dow Jones Trademark Holdings LLC ("Dow Jones"); and TSX® is a registered trademark of TSX. SPDJI, Dow Jones, S&P, their respective affiliates and TSX do not sponsor, endorse, sell or promote any products based on the S&P/TSX Indices and none of such parties make any representation regarding the advisability of investing in such product(s) nor do they have any liability for any errors, omissions or interruptions of the S&P/TSX Indices or any data related thereto. TMX, the TMX design, Toronto Stock Exchange, TSX, TSXV, TSX Venture Exchange, The Future is Yours to See, and Voir le futur. Réaliser l'avenir. are the trademarks of TSX Inc. All other trademarks used herein are the property of their respective owners.