


AUGUST 2024

# Investor Insights

Brought to you by **Toronto Stock Exchange**  
and **TSX Venture Exchange**.



 **SUBSCRIBE TO OUR MARKET INTELLIGENCE REPORTS**

## Four Takeaways For Investors

The following are some key observations of TSX and TSX Venture Exchange markets:

### 1. POSITIVE MARKETS IN AUGUST

August saw slightly positive performances across Mid Cap (+1%), Small Cap (+1%), and Micro Cap (+1%) segments, while Large Cap was flat.

### 2. REAL ESTATE AND INNOVATION ON TOP

Real Estate was the top performing sector in Large Cap (+5%) and Mid Cap (+4%), while Innovation sectors took the top spot for Small Cap (+11%, Life Sciences) and Micro Cap (+9%, Technology).

### 3. FINANCIALS TOP INDEX

S&P/TSX Financials Index was the top performing index in August with a gain of +3%.

### 4. DOLLAR VALUE TRADED TRENDS UP

Dollar value traded in August is up slightly compared to last month (+2%), and up significantly compared to the same month last year (+18%).

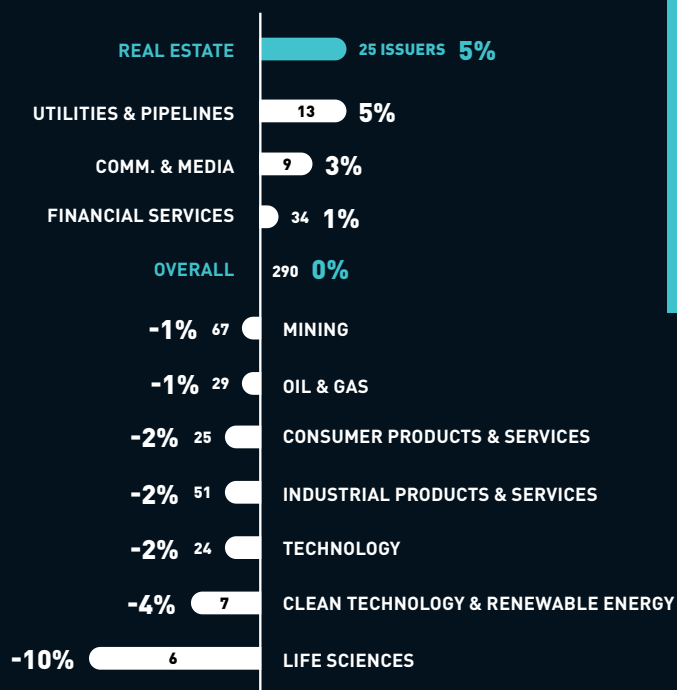
[CLICK HERE !\[\]\(4f6bf54ae7e4144a72d78316053e412d\_img.jpg\) FOR MORE INFORMATION](#)

# Large Cap

MARKET CAP >\$1 BILLION | AUGUST 2024

## Average Share Price Performance by Sector

### TOP PERFORMING SECTOR



## August 2024 Share Price Performance

TOP COMPANIES	TICKER	SHARE PRICE PERFORMANCE	SHARE PRICE 31/08/2024 (CAD)
Crew Energy Inc.	TSX:CR	70%	\$6.96
Osisko Mining Inc.	TSX:OSK	47%	\$4.81
DREAM Unlimited Corp.	TSX:DRM	23%	\$26.40
MDA Space Ltd.	TSX:MDA	20%	\$15.85
NGEx Minerals Ltd.	TSX:NGEX	20%	\$10.98
Torex Gold Resources Inc.	TSX:TXG	19%	\$26.00
TerraVest Industries Inc.	TSX:TVK	18%	\$96.67
Shopify Inc.	TSX:SHOP	18%	\$99.81
Algom Steel Group Inc.	TSX:ASTL	18%	\$14.31
IAMGold Corporation	TSX:IMG	17%	\$6.66

## Real Estate

TOP COMPANIES	TICKER	SHARE PRICE PERFORMANCE	SHARE PRICE 31/08/2024 (CAD)
DREAM Unlimited Corp.	TSX:DRM	23%	\$26.40
Boardwalk Real Estate Investment Trust	TSX:BEI.UN	11%	\$86.30
H&R Real Estate Investment Trust	TSX:HR.UN	10%	\$10.53
Canadian Apartment Properties Real Estate Investment Trust	TSX:CAR.UN	9%	\$52.38
Primaris Real Estate Investment Trust	TSX:PMZ.UN	9%	\$14.83
Crombie Real Estate Investment Trust	TSX:CRR.UN	8%	\$14.72
Killam Apartment Real Estate Investment Trust	TSX:KMP.UN	8%	\$19.93
CT Real Estate Investment Trust	TSX:CRT.UN	7%	\$15.43
SmartCentres Real Estate Investment Trust	TSX:SRU.UN	7%	\$25.54
Chartwell Retirement Residences	TSX:CSH.UN	6%	\$14.59

## Most Active in August 2024

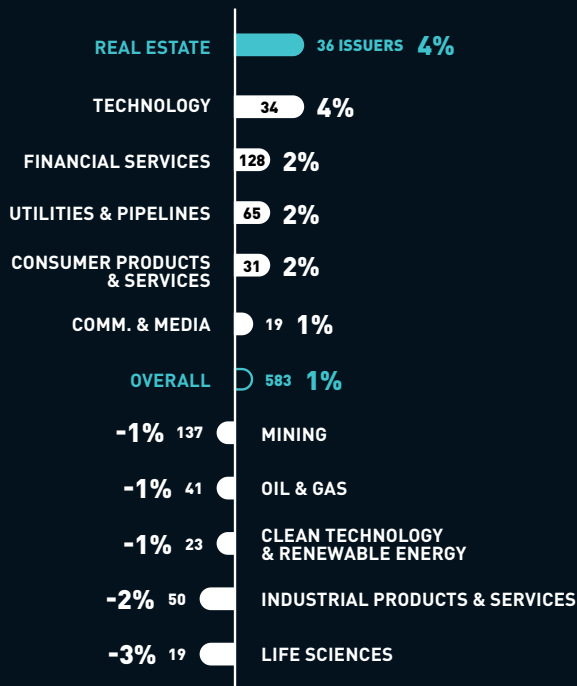
TOP COMPANIES	TICKER	VOLUME TRADED (MILLIONS OF SHARES)
Enbridge Inc.	TSX:ENB	258.2
Canadian Natural Resources Limited	TSX:CNQ	247.8
Manulife Financial Corporation	TSX:MFC	202.2
Suncor Energy Inc.	TSX:SU	199.4
Cenovus Energy Inc.	TSX:CVE	103.7
Osisko Mining Inc.	TSX:OSK	98.6
Tourmaline Oil Corp.	TSX:TOU	98.4
Great-West Lifeco Inc.	TSX:GWO	96.5
Baytex Energy Corp.	TSX:BTE	96.1
The Toronto-Dominion Bank	TSX:TD	86.9

# Mid Cap

MARKET CAP \$100 MILLION TO \$1 BILLION |  
AUGUST 2024

## Average Share Price Performance by Sector

### TOP PERFORMING SECTOR



## August 2024 Share Price Performance

TOP COMPANIES	TICKER	SHARE PRICE PERFORMANCE	SHARE PRICE 31/08/2024 (CAD)
Falco Resources Ltd.	TSXV:FPC	70%	\$0.40
Givex Corp.	TSX:GIVX	65%	\$1.47
Mawson Gold Limited	TSXV:MAW	58%	\$0.90
Cipher Pharmaceuticals Inc.	TSX:CPH	49%	\$18.99
Nova Cannabis Inc.	TSX:NOVC	41%	\$1.74
Lucara Diamond Corp.	TSX:LUC	38%	\$0.44
Lavras Gold Corp.	TSXV:LGC	36%	\$2.59
Telesat Corporation	TSX:TSAT	34%	\$14.69
Haivision Systems Inc.	TSX:HAI	33%	\$5.46
Perpetua Resources Corp.	TSX:PPTA	28%	\$11.98

## Real Estate

TOP COMPANIES	TICKER	SHARE PRICE PERFORMANCE	SHARE PRICE 31/08/2024 (CAD)
Genesis Land Development Corp.	TSX:GDC	16%	\$3.91
True North Commercial Real Estate Investment Trust	TSX:TNT.UN	13%	\$10.73
Wall Financial Corporation	TSX:WFC	12%	\$22.00
Extencare Inc.	TSX:EXE	9%	\$8.66
Morguard North American Residential Real Estate Investment Trust	TSX:MRG.UN	9%	\$18.22
Nexus Industrial REIT	TSX:NXR.UN	9%	\$8.45
Parkit Enterprise Inc.	TSXV:PKT	8%	\$0.55
BSR Real Estate Investment Trust	TSX:HOM.U	8%	\$13.45
Automotive Properties Real Estate Investment Trust	TSX:APR.UN	7%	\$11.37
Flagship Communities Real Estate Investment Trust	TSX:MHC.U	7%	\$15.20

## Most Active in August 2024

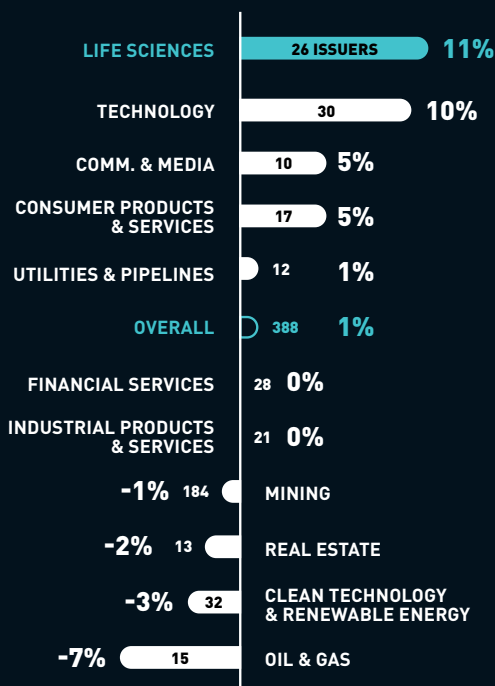
TOP COMPANIES	TICKER	VOLUME TRADED (MILLIONS OF SHARES)
Fission Uranium Corp.	TSX:FCU	60.1
Tidewater Midstream and Infrastructure Ltd.	TSX:TWM	36.1
Canopy Growth Corporation	TSX:WEED	24.9
Ascot Resources Ltd.	TSX:AOT	24.8
Discovery Silver Corp.	TSX:DSV	20.1
Kraken Robotics Inc.	TSXV:PNG	18.7
Aurora Cannabis Inc.	TSX:ACB	18.1
Ballard Power Systems Inc.	TSX:BLDP	16.8
i-80 Gold Corp.	TSX:IAU	15.6
Western Forest Products Inc.	TSX:WEF	15.3

# Small Cap

MARKET CAP \$25 MILLION TO \$100 MILLION | AUGUST 2024

## Average Share Price Performance by Sector

### TOP PERFORMING SECTOR



## August 2024 Share Price Performance

TOP COMPANIES	TICKER	SHARE PRICE PERFORMANCE	SHARE PRICE 31/08/2024 (CAD)
Therma Bright Inc.	TSXV:THRM	180%	\$0.07
Zoomd Technologies Ltd.	TSXV:ZOMD	148%	\$0.39
Q2 Metals Corp.	TSXV:QTWO	134%	\$0.62
Electra Battery Materials Corporation	TSXV:ELBM	90%	\$0.94
DelphX Capital Markets Inc.	TSXV:DELX	67%	\$0.15
South Pacific Metals Corp.	TSXV:SPMC	57%	\$0.70
Panoro Minerals Ltd.	TSXV:PML	55%	\$0.17
Anaergia Inc.	TSX:ANRG	54%	\$0.54
Simply Solventless Concentrates Ltd.	TSXV:HASH	54%	\$0.50
GFG Resources Inc.	TSXV:GFG	53%	\$0.12

## Life Sciences

TOP COMPANIES	TICKER	SHARE PRICE PERFORMANCE	SHARE PRICE 31/08/2024 (CAD)
Therma Bright Inc.	TSXV:THRM	180%	\$0.07
Covalon Technologies Ltd.	TSXV:COV	39%	\$3.13
PharmaCorp Rx Inc.	TSXV:PCRX	27%	\$0.70
Avicanna Inc.	TSX:AVCN	24%	\$0.39
MustGrow Biologics Corp.	TSXV:MGRO	23%	\$0.91
LifeSpeak Inc.	TSX:LSPK	12%	\$0.47
Microbix Biosystems Inc.	TSX:MBX	12%	\$0.38
Nanalysis Scientific Corp.	TSXV:NSCI	9%	\$0.44
Medicus Pharma Ltd.	TSXV:MDCX	8%	\$2.29
MediPharm Labs Corp.	TSX:LABS	8%	\$0.07

## Most Active in August 2024

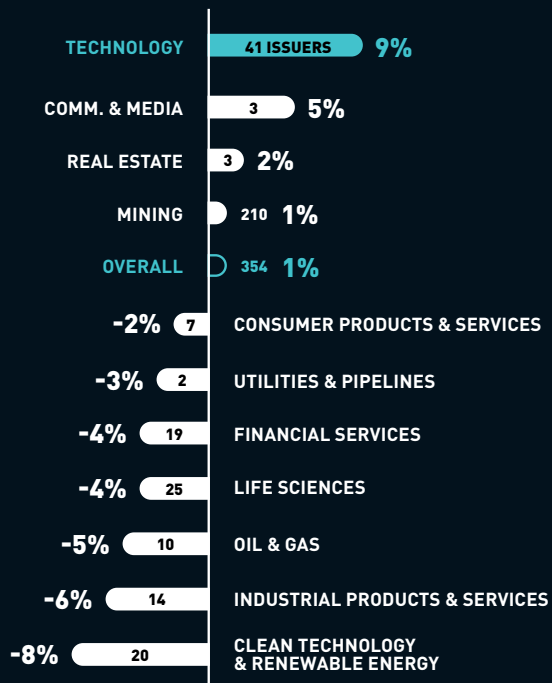
TOP COMPANIES	TICKER	VOLUME TRADED (MILLIONS OF SHARES)
Therma Bright Inc.	TSXV:THRM	72.1
Plurilock Security Inc.	TSXV:PLUR	18.9
Talon Metals Corp.	TSX:TLO	18.2
Guanajuato Silver Company Ltd.	TSXV:GSVR	15.7
Radisson Mining Resources Inc.	TSXV:RDS	13.9
Mogotes Metals Inc.	TSXV:MOG	13.6
Corus Entertainment Inc.	TSX:CJR.B	13.5
GoviEx Uranium Inc.	TSXV:GXU	13.5
Apollo Silver Corp.	TSXV:APGO	12.9
Bedford Metals Corp.	TSXV:BFM	12.7

# Micro Cap

MARKET CAP <\$25 MILLION | AUGUST 2024

## Average Share Price Performance by Sector

### TOP PERFORMING SECTOR



## August 2024 Share Price Performance

TOP COMPANIES	TICKER	SHARE PRICE PERFORMANCE	SHARE PRICE 31/08/2024 (CAD)
Blue Moon Metals Inc.	TSXV:MOON	357%	\$0.16
Cathedra Bitcoin Inc.	TSXV:CBIT	350%	\$0.09
Q-Gold Resources Ltd.	TSXV:QGR	138%	\$0.10
Visionstate Corp.	TSXV:VIS	100%	\$0.04
CopperCorp Resources Inc.	TSXV:CPER	100%	\$0.10
GPM Metals Inc.	TSXV:GPM	100%	\$0.09
Edge Total Intelligence Inc.	TSXV:CTRL	93%	\$0.78
Venzee Technologies Inc.	TSXV:VENZ	81%	\$0.29
Resverlogix Corp.	TSX:RVX	80%	\$0.09
Pantera Silver Corp.	TSXV:PNTR	65%	\$0.28

## Technology

TOP COMPANIES	TICKER	SHARE PRICE PERFORMANCE	SHARE PRICE 31/08/2024 (CAD)
Cathedra Bitcoin Inc.	TSXV:CBIT	350%	\$0.09
Visionstate Corp.	TSXV:VIS	100%	\$0.04
Edge Total Intelligence Inc.	TSXV:CTRL	93%	\$0.78
Venzee Technologies Inc.	TSXV:VENZ	81%	\$0.29
MiMedia Holdings Inc.	TSXV:MIM	52%	\$0.34
Datametrex AI Limited	TSXV:DM	50%	\$0.02
D-Box Technologies Inc.	TSX:DBO	50%	\$0.11
Nubeva Technologies Ltd.	TSXV:NBVA	31%	\$0.29
Sabio Holdings Inc.	TSXV:SBIO	30%	\$0.45
Wishpond Technologies Ltd.	TSXV:WISH	24%	\$0.39

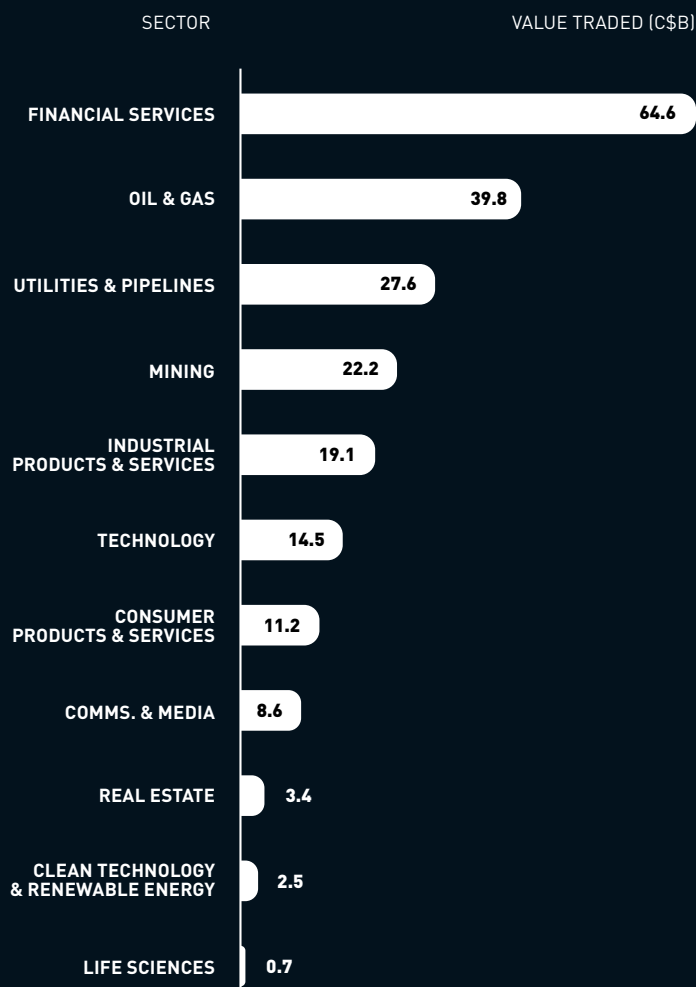
## Most Active in August 2024

TOP COMPANIES	TICKER	VOLUME TRADED (MILLIONS OF SHARES)
Fredonia Mining Inc.	TSXV:FRED	35.6
Thunder Gold Corp.	TSXV:TGOL	18.2
Royal Helium Ltd.	TSXV:RHC	15.0
World Copper Ltd.	TSXV:WCU	13.9
Purepoint Uranium Group Inc.	TSXV:PTU	13.9
Cathedra Bitcoin Inc.	TSXV:CBIT	13.4
Else Nutrition Holdings Inc.	TSX:BABY	12.5
Canterra Minerals Corporation	TSXV:CTM	11.7
Sienna Resources Inc.	TSXV:SIE	11.7
CopperCorp Resources Inc.	TSXV:CPER	10.5

## Top TSX and TSXV Indices in August 2024

	PERFORMANCE
S&P/TSX Financials Index	3%
S&P/TSX Venture Real Estate Index	3%
S&P/TSX Communication Services Index	2%
S&P/TSX Information Technology Index	2%
S&P/TSX 60 Index	2%
S&P/TSX Venture Health Care Index	1%
S&P/TSX Utilities Index	1%
S&P/TSX Composite Index	1%
S&P/TSX Consumer Discretionary Index	1%
S&P/TSX Venture Industrials Index	0%

## Value Traded by Sector in August 2024



# For more information

**RICHARD GOODMAN**

Managing Director, Global Capital Development & Business Transformation

E [richard.goodman@tmx.com](mailto:richard.goodman@tmx.com)



[tsx.com/mig](https://tsx.com/mig)

As at August 31, 2024, unless otherwise noted. Companies were subject to a minimum trading value to qualify for analysis. ©2024 TSX Inc. All rights reserved. The information in this document is provided for informational purposes only. This document, and certain of the information contained in this document, is TSX Inc.'s proprietary information. Do not disclose, copy, distribute, sell or modify this document or any of its contents without TSX Inc.'s prior written consent. Neither TMX Group Limited nor any of its affiliates represents, warrants or guarantees the completeness or accuracy of the information contained in this document and they are not responsible for any errors or omissions in or your use of, or reliance on, the information. The information in this document is provided with the express condition, to which by making use thereof you expressly consent, that no liability shall be incurred by TMX Group Limited and/or any of its affiliates as a result of any errors or omissions herein or any use or reliance upon the information. TMX Group Limited and its affiliates are not responsible for any errors or omissions in, or your use of, information accessed through links to any third party sites, and the views, comments, opinions and advice of any third party, in this document or on any third party site, reflect those of the individual authors only and are not necessarily endorsed by TMX Group Limited and its affiliates. TMX Group Limited and its affiliates have not prepared, reviewed or updated the content of any third party sites, and assume no responsibility for such information. The information provided is not an invitation to purchase securities listed on Toronto Stock Exchange or TSX Venture Exchange. TMX Group Limited and its affiliates do not endorse or recommend any of the referenced securities or issuers, and this document does not, nor should it be construed as, providing any trading, legal, accounting, tax, investment, business, financial or other advice, and you should not rely on it for such purposes. Professional advisors should be consulted. Listing on Toronto Stock Exchange or TSX Venture Exchange does not guarantee the future performance of a security or an issuer. The S&P/TSX 60 Index and the S&P/TSX Composite Index (the "S&P/TSX Indices") are products of S&P Dow Jones Indices LLC or its affiliates ("SPDJI") and TSX Inc. ("TSX"). Standard & Poor's® and S&P® are registered trademarks of Standard & Poor's Financial Services LLC ("S&P"); Dow Jones® is a registered trademark of Dow Jones Trademark Holdings LLC ("Dow Jones"); and TSX® is a registered trademark of TSX. SPDJI, Dow Jones, S&P, their respective affiliates and TSX do not sponsor, endorse, sell or promote any products based on the S&P/TSX Indices and none of such parties make any representation regarding the advisability of investing in such product(s) nor do they have any liability for any errors, omissions or interruptions of the S&P/TSX Indices or any data related thereto. TMX, the TMX design, Toronto Stock Exchange, TSX, TSXV, TSX Venture Exchange, The Future is Yours to See, and Voir le futur. Réaliser l'avenir. are the trademarks of TSX Inc. All other trademarks used herein are the property of their respective owners.