



TORONTO STOCK EXCHANGE

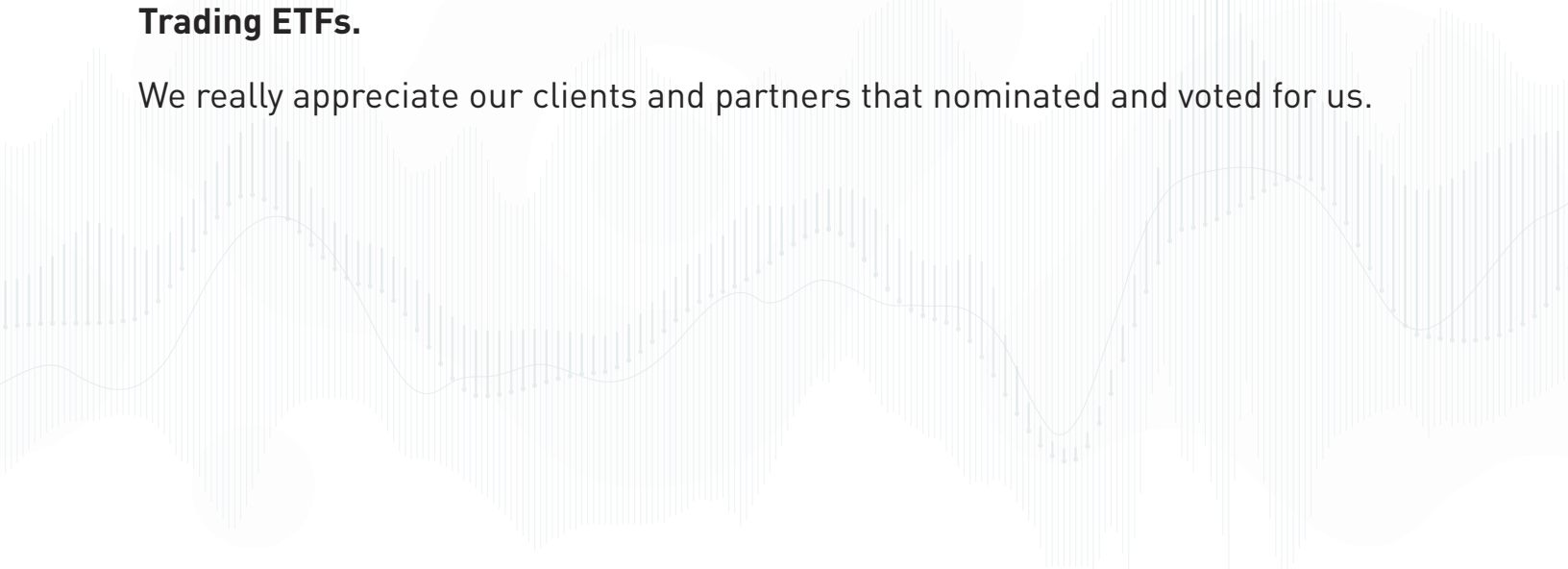
ETF Report

The second quarter of 2024 was a robust time for ETF listing on the Toronto Stock Exchange (TSX) with 49 new ETFs listed from 14 different ETF issuers. Collectively by July 23rd, these ETFs had amassed a remarkable \$3.5B in AUM according to data from the [TMX VettaFi Pro platform](#). TSX also welcomed a new ETF from our newest ETF provider Quadravest ([Quadravest Preferred Split Share ETF](#)). The breadth of new ETFs this quarter ran from target maturity bond ETFs to broad based index products to thematic.

The adoption to ETFs continues with net flows of over \$33B into Canadian ETFs for the first half of 2024 according to data from National Bank Financial. The boisterous first six months put us on track for another record year. According to data from the [Investment Funds Institute of Canada](#) (IFIC), year to date net outflows for mutual funds during the same period has been \$12.7B.

Lastly, we are proud to receive two 2024 [ETF Express](#) Canadian Awards for **Best Canadian Exchange for Listing ETFs** and **Best Canadian Exchange for Trading ETFs**.

We really appreciate our clients and partners that nominated and voted for us.



Upcoming Event: 13th TSX ETF Institutional Conference



September 26, 2024

1:00 PM - 4:30 PM

Cocktail reception to follow

[REGISTER TODAY](#)

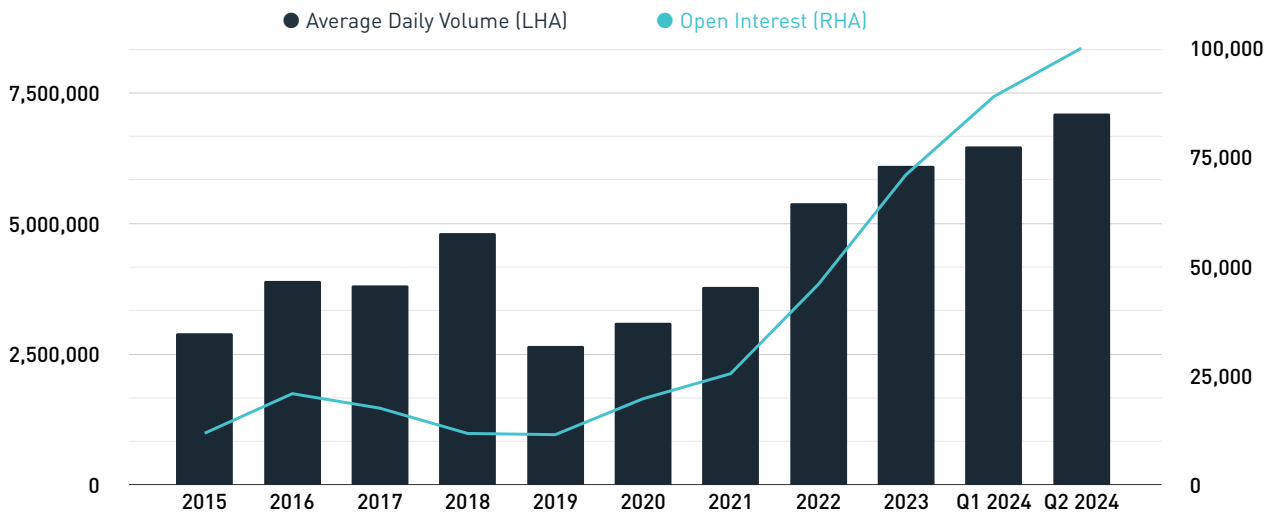
New Provider: Quadravest Capital Management Inc.



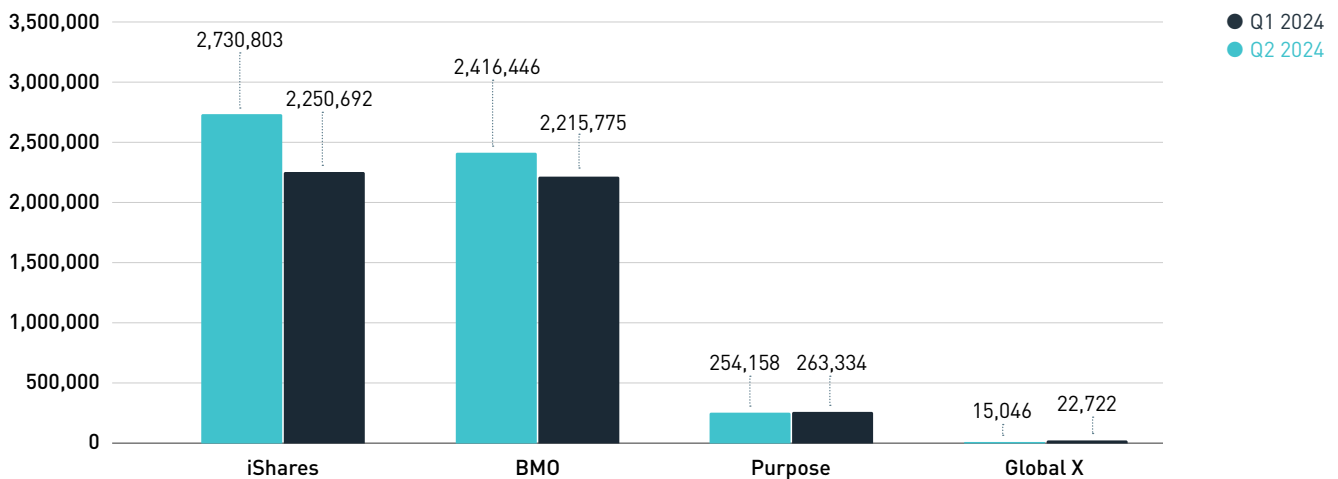
Founded in 1997, Quadravest Capital Management Inc. (“Quadravest”) has established itself as a leading investment firm specializing in creating and managing enhanced yield products. Guided by its core principles of innovation, discipline, strong results, and exceptional client service, Quadravest boasts a seasoned management team led by its founding partners. Today, the firm manages over \$5 billion in assets and a diverse portfolio of 13 publicly traded investment products, including split share corporation and an investment trust. These products are known for their attractive targeted annual income.

MX Sector Overview


ETF Options Average Daily Volume and Open Interest



2024 Quarterly Volume Evolution per ETF Provider



ETF Options Volume by Provider (Q2 2024)



50.4%	iShares	2,730,803
44.6%	BMO	2,416,446
4.7%	Purpose	254,158
0.3%	Global X	15,046

Top 10 Most Traded ETF Options (Volume)

	SYMBOL	APRIL	MAY	JUNE	TOTAL
iShares S&P/TSX 60 Index ETF	XIU	723,789	573,759	791,864	2,089,412
BMO Equal Weight Banks Index ETF	ZEB	678,274	857,920	374,468	1,910,662
iShares S&P/TSX Capped Energy Index ETF	XEG	230,870	113,027	70,936	414,833
BMO S&P 500 Index ETF	ZSP	25,526	50,336	95,168	171,030
Purpose Bitcoin ETF CAD ETF non-currency hedged units	BTCC	63,780	48,560	56,988	169,328
BMO Equal Weight Utilities Index ETF	ZUT	69,960	62,277	33,096	165,333
iShares S&P/TSX Capped REIT Index ETF	XRE	60,004	27,052	23,867	110,923
iShares S&P/TSX Global Gold Index ETF	XGD	31,549	2,413	61,387	95,349
Purpose Ether ETF	ETHH	30,084	26,708	28,038	84,830
BMO MSCI EAFE Hedged To CAD Index ETF	ZDM		36,000	18,004	54,004

Equity Trading Data

	TMX	NASDAQ	NEO	MATCHNOW	CSE	ICX	LQ	LYNX	OMEGA
2023 Q2	47.28%	24.65%	12.01%	4.58%	1.51%	0.00%	0.00%	0.66%	8.79%
2023 Q3	45.63%	26.04%	13.32%	4.85%	1.29%	0.00%	0.00%	0.33%	7.97%
2023 Q4	47.16%	25.59%	12.94%	4.53%	1.15%	0.00%	0.01%	0.29%	7.83%
2024 Q1	50.06%	23.74%	12.48%	3.94%	0.84%	0.00%	0.00%	0.18%	8.08%
2024 Q2	48.21%	25.27%	10.67%	5.52%	1.23%	0.00%	0.00%	0.18%	8.51%

*CONTINUOUS TRADING - EXCLUDING INTENTIONAL CROSSES, ODD LOTS AND AUCTIONS

Top Traded Symbols

SYMBOL	2024 Q2 - VOLUME	SYMBOL	2024 Q2 - VALUE
HNU	392,379,424	XIU	\$5,639,598,193
XIU	169,446,969	ZEB	\$4,752,108,929
ZEB	132,821,714	VFV	\$2,153,340,319
XEG	77,558,514	HND	\$1,782,729,187
HQU	56,365,920	HNU	\$1,738,184,987
HOD	53,871,420	ZSP	\$1,606,332,680
HQD	52,013,274	XEG	\$1,451,452,646
DLR	46,108,961	HQU	\$1,082,071,698
HOU	45,024,864	HXT	\$1,071,513,807
HGD	44,331,861	CASH	\$1,003,715,939

NOTE: INCLUDING AUCTIONS, ODDLOTS, INTENTIONAL CROSSES - ALPHA AND TSX

Top Traded Fund Families

FUND FAMILY	2024 Q2 - VOLUME	FUND FAMILY	2024 Q2 - VALUE
Global X ETFs	995,802,032	RBC iShares	\$17,128,734,134
RBC iShares	574,712,241	Global X ETFs	\$14,211,076,444
BMO ETF	323,108,962	BMO ETF	\$10,614,543,919
Purpose Investments	122,979,716	Vanguard Canada	\$5,875,313,633
Vanguard Canada	105,495,205	Purpose Investments	\$2,152,310,324
CI Global Asset Management	96,097,193	CI Global Asset Management	\$1,609,065,019
Hamilton ETFs	50,333,708	TD ETFs	\$1,036,031,305
Harvest ETFs	43,474,880	Hamilton ETFs	\$760,724,722
TD ETFs	38,175,741	Evolve ETFs	\$589,127,317
Evolve ETFs	29,914,414	Invesco Canada	\$549,941,785

NOTE: INCLUDING AUCTIONS, ODDLOTS, INTENTIONAL CROSSES - ALPHA AND TSX

New ETF Listings

Q2 2024

NAME	FUND FAMILY	LISTING DATE	SYMBOL
Franklin Canadian Government Bond Fund	Franklin Templeton ETFs	April 8, 2024	FGOV
TD Target 2025 Investment Grade Bond ETF	TD ETFs	April 9, 2024	TBCE
TD Target 2025 U.S. Investment Grade Bond ETF	TD ETFs	April 9, 2024	TBUE.U
TD Target 2026 Investment Grade Bond ETF	TD ETFs	April 9, 2024	TBCF
TD Target 2026 U.S. Investment Grade Bond ETF	TD ETFs	April 9, 2024	TBUF.U
TD Target 2027 Investment Grade Bond ETF	TD ETFs	April 9, 2024	TBCG
TD Target 2027 U.S. Investment Grade Bond ETF	TD ETFs	April 9, 2024	TBUG.U
Harvest Balanced Income & Growth Enhanced ETF	Harvest ETFs	April 15, 2024	HBIE
Harvest Balanced Income & Growth ETF	Harvest ETFs	April 15, 2024	HBIG
Harvest Industrial Leaders Income ETF	Harvest ETFs	April 15, 2024	HIND
Desjardins American Equity Index ETF	Desjardins	April 18, 2024	DMEU
Desjardins Canadian Corporate Bond Index ETF	Desjardins	April 18, 2024	DCBC
Desjardins Canadian Equity Index ETF	Desjardins	April 18, 2024	DMEC
Desjardins International Equity Index ETF	Desjardins	April 18, 2024	DMEI
RBC Target 2025 U.S. Corporate Bond ETF	RBC iShares	April 24, 2024	RUQN RUQN.U
RBC Target 2026 U.S. Corporate Bond ETF	RBC iShares	April 24, 2024	RUQO RUQO.U
RBC Target 2027 U.S. Corporate Bond ETF	RBC iShares	April 24, 2024	RUQP RUQP.U
RBC Target 2028 U.S. Corporate Bond ETF	RBC iShares	April 24, 2024	RUQQ RUQQ.U

New ETF Listings

Q2 2024

NAME	FUND FAMILY	LISTING DATE	SYMBOL
RBC Target 2029 U.S. Corporate Bond ETF	RBC iShares	April 24, 2024	RUQR RUQR.U
RBC Target 2030 Canadian Corporate Bond Index ETF	RBC iShares	April 24, 2024	RQS
RBC Target 2030 Canadian Government Bond ETF	RBC iShares	April 24, 2024	RGQS
RBC Target 2030 U.S. Corporate Bond ETF	RBC iShares	April 24, 2024	RUQS RUQS.U
Guardian Investment Grade Corporate Bond Fund	Guardian Capital	April 30, 2024	GIGC
CI Global Artificial Intelligence ETF	CI Global Asset Management	May 7, 2024	CIAI
Accelerate Diversified Credit Income Fund	Accelerate	May 15, 2024	INCM INCM.U
Global X Artificial Intelligence & Technology Index ETF	Global X ETFs	May 15, 2024	AIGO
Global X Innovative Bluechip Top 10 Index ETF	Global X ETFs	May 15, 2024	TTTX
Global X Nasdaq-100 Index ETF	Global X ETFs	May 15, 2024	QQQX QQQX.U
Global X S&P 500 Index ETF	Global X ETFs	May 15, 2024	USSX USSX.U
Global X S&P/TSX 60 Index ETF	Global X ETFs	May 15, 2024	CNDX
Fidelity Emerging Markets Fund	Fidelity Investments Canada	May 22, 2024	FCEM
Fidelity Global Equity+ Balanced Fund	Fidelity Investments Canada	May 22, 2024	FGEB
Fidelity Global Equity+ Fund	Fidelity Investments Canada	May 22, 2024	FGEP
Fidelity Tactical High Income Fund	Fidelity Investments Canada	May 22, 2024	FTHI
Global X Enhanced Nasdaq-100 Index ETF	Global X ETFs	May 22, 2024	QQQL
Global X Enhanced S&P 500 Index ETF	Global X ETFs	May 22, 2024	USSL

New ETF Listings

Q2 2024

NAME	FUND FAMILY	LISTING DATE	SYMBOL
Global X Short-Term Government Bond Premium Yield ETF	Global X ETFs	May 22, 2024	PAYS
Global X All-Equity Asset Allocation Covered Call ETF	Global X ETFs	May 29, 2024	EQCC
Brompton Canadian Cash Flow Kings ETF	Brompton Funds	June 3, 2024	KNGC
Brompton U.S. Cash Flow Kings ETF	Brompton Funds	June 5, 2024	KNGU
Franklin All-Equity ETF	Franklin Templeton ETFs	June 5, 2024	EQY
Franklin Conservative Income ETF	Franklin Templeton ETFs	June 5, 2024	CNV
Franklin Core ETF	Franklin Templeton ETFs	June 5, 2024	CBL
Franklin Growth ETF	Franklin Templeton ETFs	June 5, 2024	GRO
Mackenzie Canada Low Volatility ETF	Mackenzie Investments	June 6, 2024	MCLV
Mackenzie Global Dividend ETF	Mackenzie Investments	June 6, 2024	MGDV
Mackenzie US Low Volatility ETF	Mackenzie Investments	June 6, 2024	MULV
Hamilton REITs YIELD MAXIMIZER ETF	Hamilton ETFs	June 20, 2024	RMAX
Quadravest Preferred Split Share ETF	Quadravest	June 27, 2024	PREF

For more information

GRAHAM MACKENZIE

Managing Director,
Exchange Traded Products

Toronto Stock Exchange

T +1 416 947-4534

E graham.mackenzie@tmx.com

X [@tsx tsxv](#)

KEITH WU

Head, Exchange Traded Products

Toronto Stock Exchange

T + 1 416 389-1910

E keith.wu@tmx.com

X [@tsx tsxv](#)



tmx.com/etf

©2024 TSX Inc. All rights reserved. The information in this document is provided for informational purposes only. Neither TMX Group Limited nor any of its affiliates represents, warrants or guarantees the completeness or accuracy of the information contained in this document and they are not responsible for any errors or omissions in or your use of, or reliance on, the information. The information in this document is provided with the express condition, to which by making use thereof you expressly consent, that no liability shall be incurred by TMX Group Limited and/or any of its affiliates as a result of any errors or omissions herein or any use or reliance upon the information. The information provided in this document is not an invitation to purchase securities listed on Toronto Stock Exchange. TMX Group Limited and its affiliates do not endorse or recommend any of the referenced securities or issuers, and this document does not, nor should it be construed as, providing any trading, legal, accounting, tax, investment, business, financial or other advice, and you should not rely on it for such purposes. Professional advisors should be consulted. Listing on Toronto Stock Exchange does not guarantee the future performance of a security or an issuer. "S&P" is a trademark owned by Standard & Poor's Financial Services LLC, and "TSX" is a trademark owned by TSX Inc. The Future is Yours to See., TMX, the TMX design, TMX Group, Toronto Stock Exchange, TSX and Voir le futur. Réaliser l'avenir. are trademarks of TSX Inc. All other trademarks herein are the property of their respective owners.