

# Four Takeaways For Investors

The following are some key observations of the TSX and TSX Venture Exchange markets:

## 1. MARKETS DOWN IN JUNE

June saw negative performances across all segments: Large Cap -1%, Mid Cap -3%, Small Cap -5%, and Micro Cap -6%.

## 2. TECHNOLOGY ON TOP

Technology was the top performing sector in June across all market segments: +7% in Large Cap, +4% in Mid Cap, +7% in Small Cap, and +2% in Micro Cap.

## 3. TECHNOLOGY TOP INDEX

S&P/TSX Information Technology Index was the top performing index in June with a gain of +5%.

## 4. DOLLAR VALUE TRADED TRENDS UP

Dollar value traded in June is up slightly compared to last month (+3%), and up significantly compared to the same month last year (+19%).

[CLICK HERE !\[\]\(cf531ed27e91483460120fcc057b3901\_img.jpg\)](#) FOR MORE INFORMATION

 [SUBSCRIBE TO OUR MARKET INTELLIGENCE REPORTS](#)

---

JUNE 2024

---

# Investor Insights

Brought to you by **Toronto Stock Exchange** and **TSX Venture Exchange**.



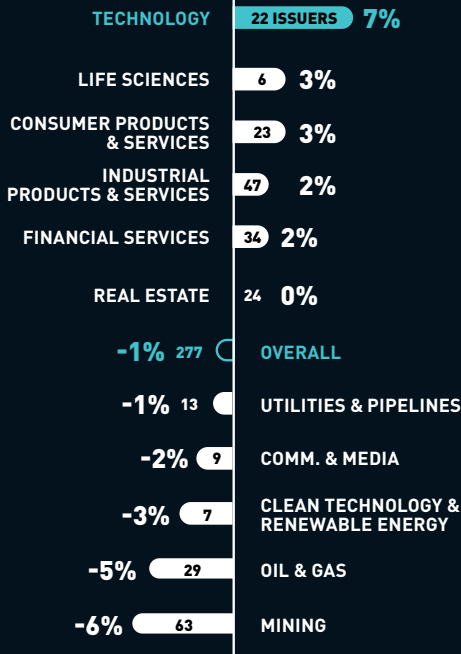
# Large Cap

MARKET CAP >\$1 BILLION

JUNE 2024

## Average Share Price Performance by Sector

TOP PERFORMING SECTOR



## June 2024 Share Price Performance

	TICKER	SHARE PRICE PERFORMANCE	SHARE PRICE 30/06/2024 (CAD)
Hut 8 Corp.	TSX:HUT	73%	\$20.46
Canadian Western Bank	TSX:CWB	71%	\$43.38
Cargojet Inc.	TSX:CJT	26%	\$140.00
WELL Health Technologies Corp.	TSX:WELL	26%	\$4.71
GFL Environmental Inc.	TSX:GFL	24%	\$53.28
Bird Construction Inc.	TSX:BDT	24%	\$26.82
dentalcorp Holdings Ltd.	TSX:DNTL	18%	\$8.24
MDA Space Ltd.	TSX:MDA	16%	\$13.66
Galaxy Digital Holdings Ltd.	TSX:GLXY	15%	\$15.98
Bitfarms Ltd.	TSX:BITF	15%	\$3.53

## Technology

TOP COMPANIES	TICKER	SHARE PRICE PERFORMANCE	SHARE PRICE 30/06/2024 (CAD)
Hut 8 Corp.	TSX:HUT	73%	\$20.46
MDA Space Ltd.	TSX:MDA	16%	\$13.66
Bitfarms Ltd.	TSX:BITF	15%	\$3.53
Docebo Inc.	TSX:DCBO	13%	\$52.83
Shopify Inc.	TSX:SHOP	12%	\$90.41
Enghouse Systems Limited	TSX:ENGH	10%	\$30.17
Kinaxis Inc.	TSX:KXS	8%	\$157.76
Altus Group Limited	TSX:AIF	8%	\$50.52
The Descartes Systems Group Inc.	TSX:DSG	5%	\$132.55
Constellation Software Inc.	TSX:CSU	4%	\$3,941.88

## Most Active in June 2024

	TICKER	VOLUME TRADED (millions of shares)
Canadian Natural Resources Limited	TSX:CNQ	330.9
Suncor Energy Inc.	TSX:SU	207.1
TC Energy Corporation	TSX:TRP	206.5
Cenovus Energy Inc.	TSX:CVE	154.5
Manulife Financial Corporation	TSX:MFC	131.4
Enbridge Inc.	TSX:ENB	118.8
The Toronto-Dominion Bank	TSX:TD	118.0
Power Corporation of Canada	TSX:POW	100.2
Bitfarms Ltd.	TSX:BITF	92.6
Canadian Imperial Bank Of Commerce	TSX:CM	92.1

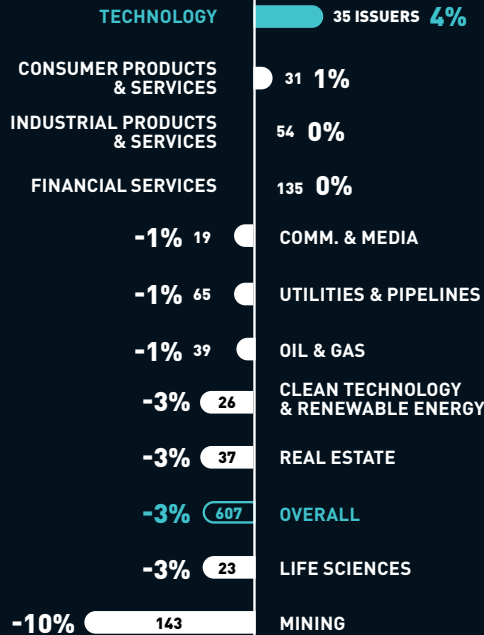
# Mid Cap

MARKET CAP \$100 MILLION TO \$1 BILLION

JUNE 2024

## Average Share Price Performance by Sector

### TOP PERFORMING SECTOR



## June 2024 Share Price Performance

	TICKER	SHARE PRICE PERFORMANCE	SHARE PRICE 30/06/2024 (CAD)
Park Lawn Corporation	TSX:PLC	56%	\$26.01
Xtract One Technologies Inc.	TSX:XTRA	46%	\$0.68
Copperleaf Technologies Inc.	TSX:CPLF	43%	\$11.85
Nervgen Pharma Corp.	TSXV:NGEN	38%	\$2.69
HealWELL AI Inc.	TSX:AIDX	35%	\$2.53
HPQ Silicon Inc.	TSXV:HPQ	33%	\$0.29
D2L Inc.	TSX:DTOL	31%	\$11.29
Kits Eyecare Ltd.	TSX:KITS	28%	\$8.57
Vox Royalty Corp.	TSX:VOXR	24%	\$3.78
Arrow Exploration Corp.	TSXV:AXL	24%	\$0.45

## Technology

TOP COMPANIES	TICKER	SHARE PRICE PERFORMANCE	SHARE PRICE 30/06/2024 (CAD)
Xtract One Technologies Inc.	TSX:XTRA	46%	\$0.68
Copperleaf Technologies Inc.	TSX:CPLF	43%	\$11.85
HPQ Silicon Inc.	TSXV:HPQ	33%	\$0.29
D2L Inc.	TSX:DTOL	31%	\$11.29
Hive Digital Technologies Ltd.	TSXV:HIVE	23%	\$4.24
POET Technologies Inc.	TSXV:PTK	17%	\$2.81
Propel Holdings Inc.	TSX:PRL	15%	\$24.47
Firan Technology Group Corporation	TSX:FTG	12%	\$5.68
Sylogist Ltd.	TSX:SYZ	11%	\$10.12
Real Matters Inc.	TSX:REAL	10%	\$6.28

## Most Active in June 2024

	TICKER	VOLUME TRADED (millions of shares)
Argonaut Gold Inc.	TSX:AR	32.9
HealWELL AI Inc.	TSX:AIDX	25.4
Park Lawn Corporation	TSX:PLC	20.3
Trican Well Service Ltd.	TSX:TCW	18.2
WonderFi Technologies Inc.	TSX:WNDR	18.2
Canopy Growth Corporation	TSX:WEED	17.1
i-80 Gold Corp.	TSX:IAU	16.8
Power Nickel Inc.	TSXV:PNPN	16.7
Lithium Americas Corp.	TSX:LAC	16.2
Reunion Gold Corporation	TSXV:RGD	16.0

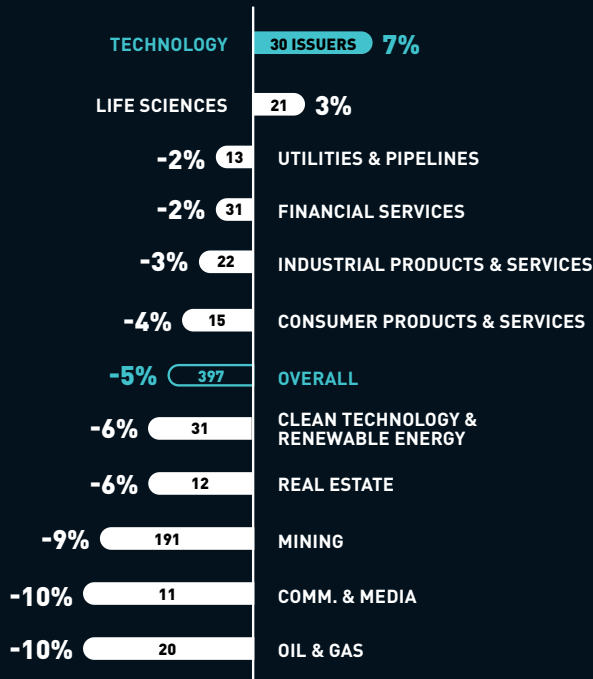
# Small Cap

MARKET CAP \$25 MILLION TO \$100 MILLION

JUNE 2024

## Average Share Price Performance by Sector

TOP PERFORMING SECTOR



## June 2024 Share Price Performance

	TICKER	SHARE PRICE PERFORMANCE	SHARE PRICE 30/06/2024 (CAD)
Noram Lithium Corp.	TSXV:NRM	138%	\$0.29
AGEDB Technology Ltd.	TSXV:AGET	122%	\$1.11
Gowest Gold Ltd.	TSXV:GWA	100%	\$0.13
Tristar Gold Inc.	TSXV:TSG	63%	\$0.22
Aurania Resources Ltd.	TSXV:ARU	55%	\$0.45
Clip Money Inc.	TSXV:CLIP	54%	\$0.27
Avicanna Inc.	TSX:AVCN	54%	\$0.40
NTG Clarity Networks Inc.	TSXV:NCI	50%	\$0.93
Theralase Technologies Inc.	TSXV:TLT	50%	\$0.21
Hapbee Technologies, Inc.	TSXV:HAPB	48%	\$0.17

## Technology

TOP COMPANIES	TICKER	SHARE PRICE PERFORMANCE	SHARE PRICE 30/06/2024 (CAD)
AGEDB Technology Ltd.	TSXV:AGET	122%	\$1.11
Clip Money Inc.	TSXV:CLIP	54%	\$0.27
NTG Clarity Networks Inc.	TSXV:NCI	50%	\$0.93
Hapbee Technologies, Inc.	TSXV:HAPB	48%	\$0.17
Steer Technologies Inc.	TSXV:ARGH	45%	\$0.39
Powerband Solutions Inc.	TSXV:PBX	18%	\$0.07
Optiva Inc.	TSX:OPT	11%	\$6.91
BeWhere Holdings Inc.	TSXV:BEW	8%	\$0.42
OneSoft Solutions Inc.	TSXV:OSS	6%	\$0.72
Thinkific Labs Inc.	TSX:THNC	5%	\$3.72

## Most Active in June 2024

	TICKER	VOLUME TRADED (millions of shares)
Corus Entertainment Inc.	TSX:CJR.B	44.1
Victoria Gold Corp.	TSX:VGCX	24.5
Jervois Global Limited	TSXV:JRV	15.7
Nevada Copper Corp.	TSX:NCU	15.4
First Nordic Metals Corp.	TSXV:FNM	15.0
Banyan Gold Corp.	TSXV:BYN	14.7
Bedford Metals Corp.	TSXV:BFM	14.1
GoviEx Uranium Inc.	TSXV:GXU	12.4
Lithium Ionic Corp.	TSXV:LTH	12.4
Gowest Gold Ltd.	TSXV:GWA	12.1



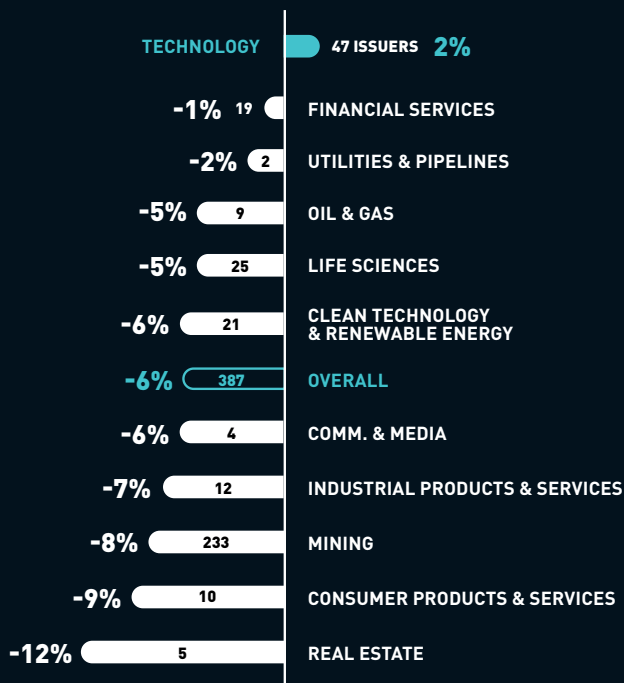
# Micro Cap

MARKET CAP < \$25 MILLION

JUNE 2024

## Average Share Price Performance by Sector

TOP PERFORMING SECTOR



## June 2024 Share Price Performance

	TICKER	SHARE PRICE PERFORMANCE	SHARE PRICE 30/06/2024 (CAD)
Ramp Metals Inc.	TSXV:RAMP	348%	\$0.74
NXT Energy Solutions Inc.	TSX:SFD	205%	\$0.29
Bocana Resources Corp.	TSXV:BOCA	150%	\$0.03
Aberdeen International Inc.	TSX:AAB	125%	\$0.05
Zoomd Technologies Ltd.	TSXV:ZOMD	79%	\$0.17
Hemostemix Inc.	TSXV:HEM	75%	\$0.07
Sterling Metals Corp.	TSXV:SAG	71%	\$0.06
Churchill Resources Inc.	TSXV:CRI	70%	\$0.09
Oceanic Iron Ore Corp.	TSXV:FEO	67%	\$0.10
European Energy Metals Corp.	TSXV:FIN	60%	\$0.28

## Technology

TOP COMPANIES	TICKER	SHARE PRICE PERFORMANCE	SHARE PRICE 30/06/2024 (CAD)
NXT Energy Solutions Inc.	TSX:SFD	205%	\$0.29
Zoomd Technologies Ltd.	TSXV:ZOMD	79%	\$0.17
FansUnite Entertainment Inc.	TSX:FANS	57%	\$0.06
MiMedia Holdings Inc.	TSXV:MIM	32%	\$0.37
Inspire Semiconductor Holdings Inc.	TSXV:INSP	30%	\$0.18
Tokens.com Corp.	TSXV:XBOT	26%	\$0.17
VIQ Solutions Inc.	TSX:VQS	25%	\$0.25
BlockchainK2 Corp.	TSXV:BITK	24%	\$0.34
KWESST Micro Systems Inc.	TSXV:KWE	15%	\$0.61
RevoluGROUP Canada Inc.	TSXV:REVO	13%	\$0.05

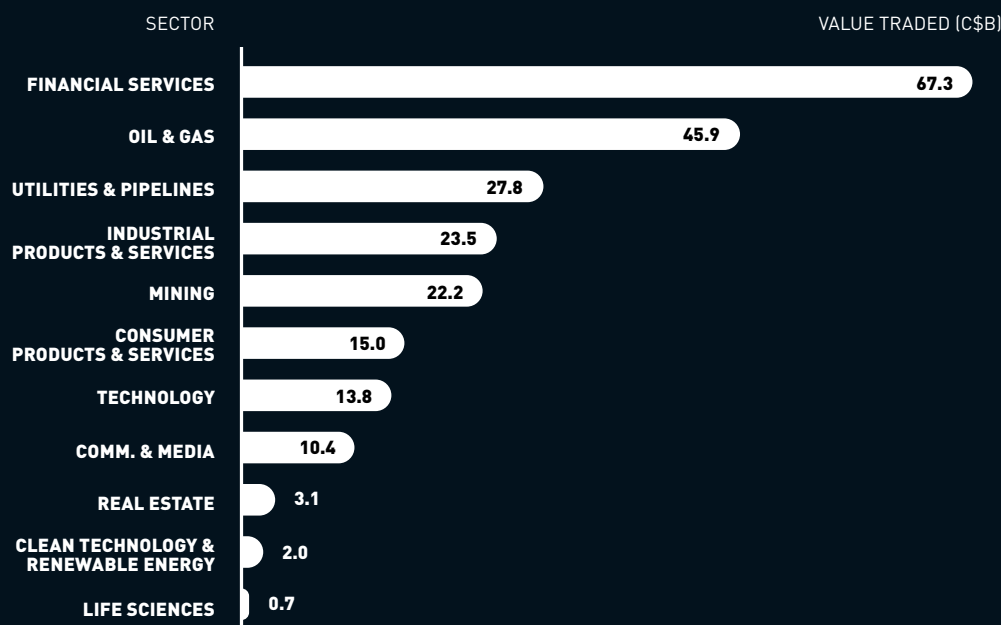
## Most Active in June 2024

	TICKER	VOLUME TRADED (millions of shares)
Therma Bright Inc.	TSXV:THRM	47.8
CloudMD Software & Services Inc.	TSXV:DOC	46.7
Lomiko Metals Inc.	TSXV:LMR	20.3
Sterling Metals Corp.	TSXV:SAG	17.1
Churchill Resources Inc.	TSXV:CRI	15.8
Purepoint Uranium Group Inc.	TSXV:PTU	15.6
Delta 9 Cannabis Inc.	TSX:DN	15.3
Numinus Wellness Inc.	TSX:NUMI	12.4
Eguana Technologies Inc.	TSXV:EGT	11.9
E2Gold Inc.	TSXV:ETU	11.5

## Top TSX and TSXV Indices in June 2024

	Performance
S&P/TSX Information Technology Index	5%
S&P/TSX Consumer Staples Index	2%
S&P/TSX Industrials Index	1%
S&P/TSX Health Care Index	0%
S&P/TSX Venture Information Technology Index	0%
S&P/TSX Venture Health Care Index	-1%
S&P/TSX Consumer Discretionary Index	-1%
S&P/TSX Composite Index	-2%
S&P/TSX Financials Index	-2%
S&P/TSX 60 Index	-2%

## Value Traded by Sector in June 2024



For more information contact:

**RICHARD GOODMAN**

Managing Director, Global Capital Development & Business Transformation

E richard.goodman@tmx.com

[tsx.com/mig](https://tsx.com/mig)

As at June 30, 2024, unless otherwise noted. Companies were subject to a minimum trading value to qualify for analysis. ©2024 TSX Inc. All rights reserved. The information in this document is provided for informational purposes only. This document, and certain of the information contained in this document, is TSX Inc.'s proprietary information. Do not disclose, copy, distribute, sell or modify this document or any of its contents without TSX Inc.'s prior written consent. Neither TMX Group Limited nor any of its affiliates represents, warrants or guarantees the completeness or accuracy of the information contained in this document and they are not responsible for any errors or omissions in or your use of, or reliance on, the information. The information in this document is provided with the express condition, to which by making use thereof you expressly consent, that no liability shall be incurred by TMX Group Limited and/or any of its affiliates as a result of any errors or omissions herein or any use or reliance upon the information. TMX Group Limited and its affiliates are not responsible for any errors or omissions in, or your use of, information accessed through links to any third party sites, and the views, comments, opinions and advice of any third party, in this document or on any third party site, reflect those of the individual authors only and are not necessarily endorsed by TMX Group Limited and its affiliates. TMX Group Limited and its affiliates have not prepared, reviewed or updated the content of any third party sites, and assume no responsibility for such information. The information provided is not an invitation to purchase securities listed on Toronto Stock Exchange or TSX Venture Exchange. TMX Group Limited and its affiliates do not endorse or recommend any of the referenced securities or issuers, and this document does not, nor should it be construed as, providing any trading, legal, accounting, tax, investment, business, financial or other advice, and you should not rely on it for such purposes. Professional advisors should be consulted. Listing on Toronto Stock Exchange or TSX Venture Exchange does not guarantee the future performance of a security or an issuer. The S&P/TSX 60 Index and the S&P/TSX Composite Index (the "S&P/TSX Indices") are products of S&P Dow Jones Indices LLC or its affiliates ("SPDJI") and TSX Inc. ("TSX"). Standard & Poor's® and S&P® are registered trademarks of Standard & Poor's Financial Services LLC ("S&P"); Dow Jones® is a registered trademark of Dow Jones Trademark Holdings LLC ("Dow Jones"); and TSX® is a registered trademark of TSX, SPDJI, Dow Jones, S&P, their respective affiliates and TSX do not sponsor, endorse, sell or promote any products based on the S&P/TSX Indices and none of such parties make any representation regarding the advisability of investing in such product(s) nor do they have any liability for any errors, omissions or interruptions of the S&P/TSX Indices or any data related thereto. TMX, the TMX design, Toronto Stock Exchange, TSX, TSXV, TSX Venture Exchange, The Future is Yours to See, and Voir le futur. Réaliser l'avenir, are the trademarks of TSX Inc. All other trademarks used herein are the property of their respective owners.