

Four Takeaways For Investors

The following are some key observations of the TSX and TSX Venture Exchange markets:

1. POSITIVE MARKETS IN MAY

May saw positive performances across all market cap segments: Large Cap +4%, Mid Cap +3%, Small Cap +7%, and Micro Cap +5%.

2. CLEAN TECHNOLOGY ON TOP

Clean Technology was the top performing sector in May across 2 out of 4 segments: +22% in Large Cap and +10% in Small Cap, and was 2nd in Mid Cap (+4%) and last in Micro Cap (-13%).

3. FINANCIALS AND MATERIALS TIED FOR TOP INDEX

S&P/TSX Venture Financials and S&P/TSX Venture Materials Index were the top performing indices in May with a gain of +9%.

4. DOLLAR VALUE TRADED TRENDS UP

Dollar value traded in May is up slightly compared to last month (+1%), and up significantly compared to the same month last year (+17%).

[CLICK HERE](#)  FOR MORE INFORMATION

 [SUBSCRIBE TO OUR MARKET INTELLIGENCE REPORTS](#)

MAY 2024

Investor Insights

Brought to you by **Toronto Stock Exchange** and **TSX Venture Exchange**.



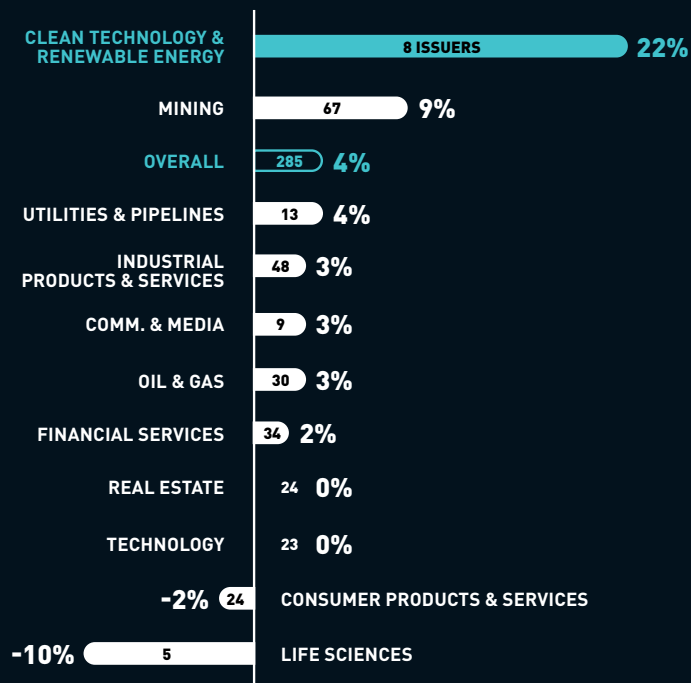
Large Cap

MARKET CAP >\$1 BILLION

MAY 2024

Average Share Price Performance by Sector

TOP PERFORMING SECTOR



May 2024 Share Price Performance

	TICKER	SHARE PRICE PERFORMANCE	SHARE PRICE 31/05/2024 (CAD)
Endeavour Silver Corp.	TSX:EDR	50%	\$5.43
Bombardier Inc.	TSX:BBD.A	47%	\$92.06
Bombardier Inc.	TSX:BBD.B	46%	\$91.75
NFI Group Inc.	TSX:NFI	37%	\$15.48
Fortuna Silver Mines Inc.	TSX:FVI	37%	\$8.54
Novagold Resources Inc.	TSX:NG	35%	\$5.39
Brookfield Renewable Corporation	TSX:BEPC	34%	\$42.97
Energy Fuels Inc.	TSX:EFR	33%	\$9.46
Brookfield Renewable Partners L.P.	TSX:BEP.UN	32%	\$38.05
Gatos Silver, Inc.	TSX:GATO	28%	\$16.91

Clean Technology

TOP COMPANIES	TICKER	SHARE PRICE PERFORMANCE	SHARE PRICE 31/05/2024 (CAD)
NFI Group Inc.	TSX:NFI	37%	\$15.48
Brookfield Renewable Corporation	TSX:BEPC	34%	\$42.97
Brookfield Renewable Partners L.P.	TSX:BEP.UN	32%	\$38.05
Boralex Inc.	TSX:BLX	25%	\$34.59
Innergex Renewable Energy Inc.	TSX:INE	22%	\$9.76
Ballard Power Systems Inc.	TSX:BLDP	16%	\$4.20
Northland Power Inc.	TSX:NPI	11%	\$23.30
Algonquin Power & Utilities Corp.	TSX:AQN	2%	\$8.57

Most Active in May 2024

	TICKER	VOLUME TRADED (millions of shares)
Enbridge Inc.	TSX:ENB	262.9
Suncor Energy Inc.	TSX:SU	214.1
Manulife Financial Corporation	TSX:MFC	184.0
Cenovus Energy Inc.	TSX:CVE	143.4
The Toronto-Dominion Bank	TSX:TD	130.8
Baytex Energy Corp.	TSX:BTE	115.3
Royal Bank of Canada	TSX:RY	99.8
Kinross Gold Corporation	TSX:K	77.6
Barrick Gold Corporation	TSX:ABX	77.4
Great-West Lifeco Inc.	TSX:GWO	75.8

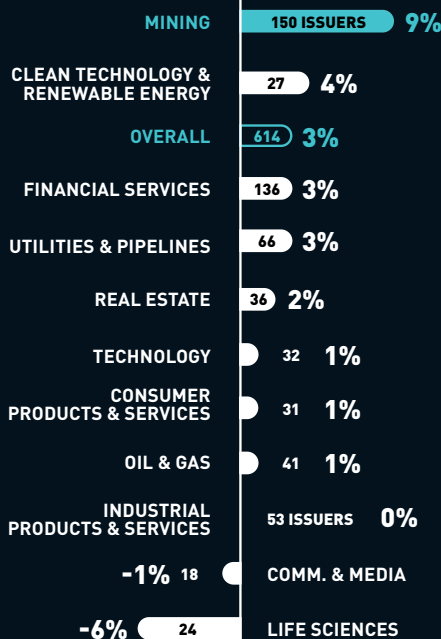
Mid Cap

MARKET CAP \$100 MILLION TO \$1 BILLION

MAY 2024

Average Share Price Performance by Sector

TOP PERFORMING SECTOR



May 2024 Share Price Performance

	TICKER	SHARE PRICE PERFORMANCE	SHARE PRICE 31/05/2024 (CAD)
Bravo Mining Corp.	TSXV:BRVO	90%	\$3.80
Emerita Resources Corp.	TSXV:EMO	77%	\$0.68
Santacruz Silver Mining Ltd.	TSXV:SCZ	72%	\$0.47
Power Nickel Inc.	TSXV:PNPN	70%	\$0.69
Guanajuato Silver Company Ltd.	TSXV:GSVR	69%	\$0.31
Telesat Corporation	TSX:TSAT	54%	\$15.39
Platinum Group Metals Ltd.	TSX:PTM	46%	\$2.54
Avino Silver & Gold Mines Ltd.	TSX:ASM	45%	\$1.45
Tornado Global Hydrovacacs Ltd.	TSXV:TGH	41%	\$1.00
Vizsla Silver Corp.	TSXV:VZLA	40%	\$2.50

Mining

TOP COMPANIES	TICKER	SHARE PRICE PERFORMANCE	SHARE PRICE 31/05/2024 (CAD)
Bravo Mining Corp.	TSXV:BRVO	90%	\$3.80
Emerita Resources Corp.	TSXV:EMO	77%	\$0.68
Santacruz Silver Mining Ltd.	TSXV:SCZ	72%	\$0.47
Power Nickel Inc.	TSXV:PNPN	70%	\$0.69
Guanajuato Silver Company Ltd.	TSXV:GSVR	69%	\$0.31
Platinum Group Metals Ltd.	TSX:PTM	46%	\$2.54
Avino Silver & Gold Mines Ltd.	TSX:ASM	45%	\$1.45
Vizsla Silver Corp.	TSXV:VZLA	40%	\$2.50
Orogen Royalties Inc.	TSXV:OGN	38%	\$1.32
Largo Inc.	TSX:LGO	37%	\$3.01

Most Active in May 2024

	TICKER	VOLUME TRADED (millions of shares)
Canopy Growth Corporation	TSX:WEED	75.0
Guanajuato Silver Company Ltd.	TSXV:GSVR	44.5
Argonaut Gold Inc.	TSX:AR	41.3
i-80 Gold Corp.	TSX:IAU	38.4
Aurora Cannabis Inc.	TSX:ACB	36.7
Sintana Energy Inc.	TSXV:SEI	35.7
Fission Uranium Corp.	TSX:FCU	31.6
Power Nickel Inc.	TSXV:PNPN	29.8
Adventus Mining Corporation	TSXV:ADZN	29.2
Rusoro Mining Ltd.	TSXV:RML	27.3

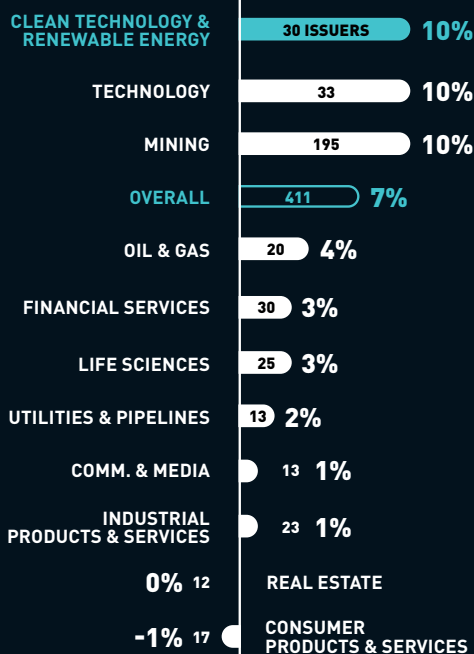
Small Cap

MARKET CAP \$25 MILLION TO \$100 MILLION

MAY 2024

Average Share Price Performance by Sector

TOP PERFORMING SECTOR



May 2024 Share Price Performance

	TICKER	SHARE PRICE PERFORMANCE	SHARE PRICE 31/05/2024 (CAD)
UGE International Ltd.	TSXV:UGE	244%	\$1.89
Enablence Technologies Inc.	TSXV:ENA	154%	\$1.78
Homerun Resources Inc.	TSXV:HMR	106%	\$1.03
East Africa Metals Inc.	TSXV:EAM	100%	\$0.21
Volatus Aerospace Corp.	TSXV:VOL	96%	\$0.26
Viva Gold Corp.	TSXV:VAU	95%	\$0.22
Cabral Gold Inc.	TSXV:CBR	92%	\$0.36
Eastern Platinum Limited	TSX:ELR	87%	\$0.29
Simply Better Brands Corp.	TSXV:SBBC	86%	\$0.65
Fortune Minerals Limited	TSX:FT	82%	\$0.10

Clean Technology

TOP COMPANIES	TICKER	SHARE PRICE PERFORMANCE	SHARE PRICE 31/05/2024 (CAD)
UGE International Ltd.	TSXV:UGE	244%	\$1.89
ReVolve Renewable Power Corp.	TSXV:REVV	33%	\$0.40
Legend Power Systems Inc.	TSXV:LPS	31%	\$0.19
Nexe Innovations Inc.	TSXV:NEXE	27%	\$0.36
Northstar Clean Technologies Inc.	TSXV:ROOF	13%	\$0.23
Innergex Renewable Energy Inc.	TSX:INE.PR.A	9%	\$13.67
Green Impact Partners Inc.	TSXV:GIP	7%	\$2.79
CHAR Technologies Ltd.	TSXV:YES	5%	\$0.39
BQE Water Inc.	TSXV:BQE	5%	\$63.00
Biorem Inc.	TSXV:BRM	5%	\$2.03

Most Active in May 2024

	TICKER	VOLUME TRADED (millions of shares)
Cornish Metals Inc.	TSXV:CUSN	59.4
Fortune Minerals Limited	TSX:FT	34.8
GoviEx Uranium Inc.	TSXV:GXU	21.3
Roscan Gold Corporation	TSXV:ROS	20.1
HighGold Mining Inc.	TSXV:HIGH	18.8
GR Silver Mining Ltd.	TSXV:GRSL	18.7
Goldshore Resources Inc.	TSXV:GSHR	18.4
Defiance Silver Corp.	TSXV:DEF	18.0
Prospera Energy Inc.	TSXV:PEI	16.7
Bedford Metals Corp.	TSXV:BFM	16.6

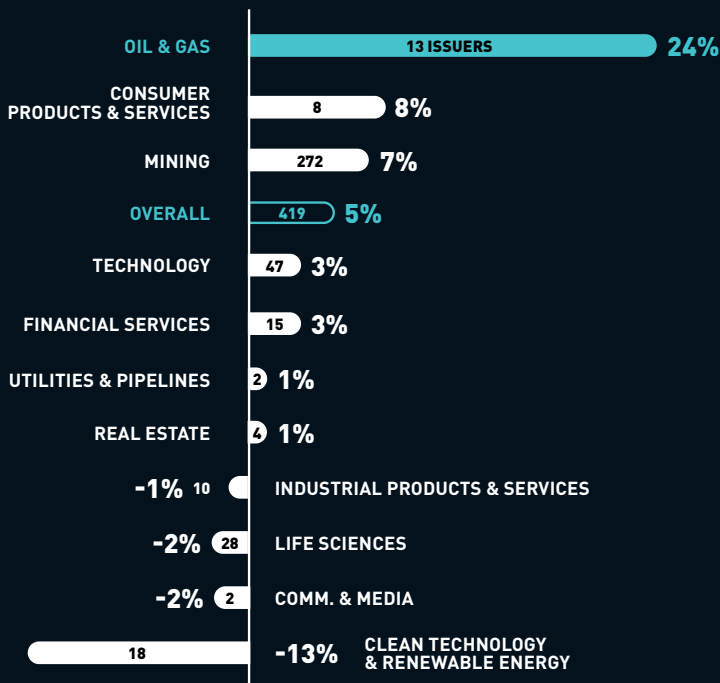
Micro Cap

MARKET CAP < \$25 MILLION

MAY 2024

Average Share Price Performance by Sector

TOP PERFORMING SECTOR



May 2024 Share Price Performance

	TICKER	SHARE PRICE PERFORMANCE	SHARE PRICE 31/05/2024 (CAD)
Altima Resources Ltd.	TSXV:ARH	263%	\$0.15
Lomiko Metals Inc.	TSXV:LMR	233%	\$0.05
SRQ Resources Inc.	TSXV:SRQ	217%	\$0.29
Great Quest Fertilizer Ltd.	TSXV:GQ	200%	\$0.03
Torr Metals Inc.	TSXV:TMET	179%	\$0.20
GoldON Resources Ltd.	TSXV:GLD	131%	\$0.15
Tajiri Resources Corp.	TSXV:TAJ	100%	\$0.05
Consolidated Lithium Metals Inc.	TSXV:CLM	100%	\$0.03
Cascadia Minerals Ltd.	TSXV:CAM	89%	\$0.35
Minehub Technologies Inc.	TSXV:MHUB	86%	\$0.33

Oil & Gas

TOP COMPANIES	TICKER	SHARE PRICE PERFORMANCE	SHARE PRICE 31/05/2024 (CAD)
Altima Resources Ltd.	TSXV:ARH	263%	\$0.15
Wescan Energy Corp.	TSXV:WCE	80%	\$0.09
First Helium Inc.	TSXV:HELI	27%	\$0.07
CanAsia Energy Corp.	TSXV:CEC	25%	\$0.15
Criterion Energy Ltd.	TSXV:CEQ	15%	\$0.08
Vital Energy Inc.	TSXV:VUX	7%	\$0.30
Cenovus Energy Inc.	TSX:CVE.PR.B	4%	\$19.15
Helium Evolution Incorporated	TSXV:HEVI	-6%	\$0.15
Decklar Resources Inc.	TSXV:DKL	-14%	\$0.03
Sonoro Energy Ltd.	TSXV:SNV	-17%	\$0.10

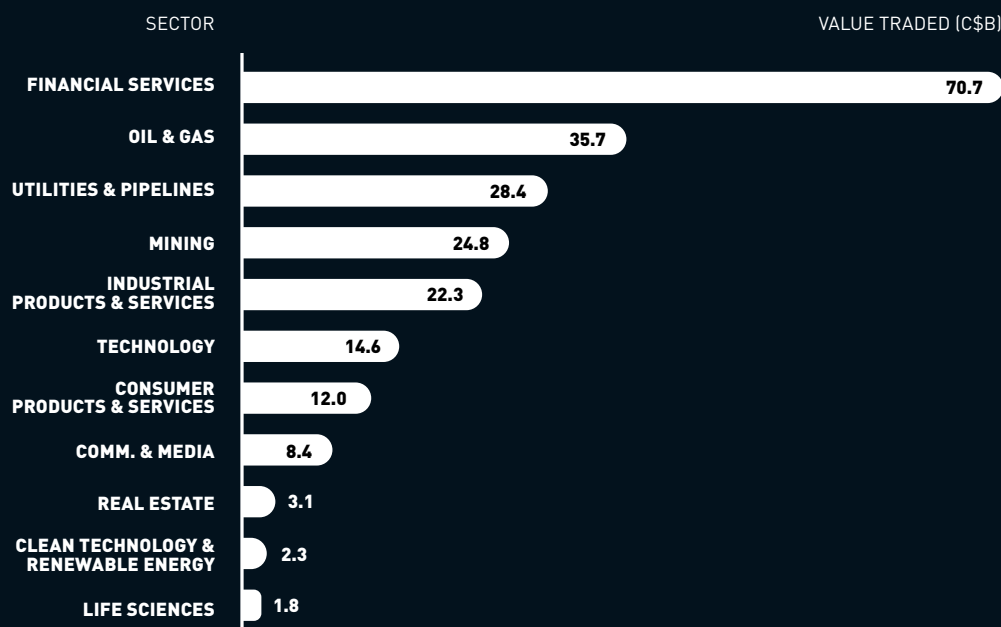
Most Active in May 2024

	TICKER	VOLUME TRADED (millions of shares)
Gabriel Resources Ltd.	TSXV:GBU	89.1
Lomiko Metals Inc.	TSXV:LMR	58.6
Red Pine Exploration Inc.	TSXV:RPX	33.1
Therma Bright Inc.	TSXV:THRM	28.9
Lifeist Wellness Inc.	TSXV:LFST	20.9
Consolidated Lithium Metals Inc.	TSXV:CLM	19.2
Delta 9 Cannabis Inc.	TSX:DN	19.0
good natured Products Inc.	TSXV:GDNP	18.1
Sokoman Minerals Corp.	TSXV:SIC	16.6
Pacific Ridge Exploration Ltd.	TSXV:PEX	14.3

Top TSX and TSXV Indices in May 2024

	Performance
S&P/TSX Venture Financials Index	9%
S&P/TSX Venture Materials Index	9%
S&P/TSX Materials Index	6%
S&P/TSX Utilities Index	6%
S&P/TSX Venture Composite Index	5%
S&P/TSX Venture Energy Index	5%
S&P/TSX Consumer Staples Index	4%
S&P/TSX Financials Index	3%
S&P/TSX Communication Services Index	3%
S&P/TSX Venture Health Care Index	3%

Value Traded by Sector in May 2024



For more information contact:

RICHARD GOODMAN

Managing Director, Global Capital Development & Business Transformation

E richard.goodman@tmx.com

tsx.com/mig

As at May 31, 2024, unless otherwise noted. Companies were subject to a minimum trading value to qualify for analysis. ©2024 TSX Inc. All rights reserved. The information in this document is provided for informational purposes only. This document, and certain of the information contained in this document, is TSX Inc.'s proprietary information. Do not disclose, copy, distribute, sell or modify this document or any of its contents without TSX Inc.'s prior written consent. Neither TMX Group Limited nor any of its affiliates represents, warrants or guarantees the completeness or accuracy of the information contained in this document and they are not responsible for any errors or omissions in or your use of, or reliance on, the information. The information in this document is provided with the express condition, to which by making use thereof you expressly consent, that no liability shall be incurred by TMX Group Limited and/or any of its affiliates as a result of any errors or omissions herein or any use or reliance upon the information. TMX Group Limited and its affiliates are not responsible for any errors or omissions in, or your use of, information accessed through links to any third party sites, and the views, comments, opinions and advice of any third party, in this document or on any third party site, reflect those of the individual authors only and are not necessarily endorsed by TMX Group Limited and its affiliates. TMX Group Limited and its affiliates have not prepared, reviewed or updated the content of any third party sites, and assume no responsibility for such information. The information provided is not an invitation to purchase securities listed on Toronto Stock Exchange or TSX Venture Exchange. TMX Group Limited and its affiliates do not endorse or recommend any of the referenced securities or issuers, and this document does not, nor should it be construed as, providing any trading, legal, accounting, tax, investment, business, financial or other advice, and you should not rely on it for such purposes. Professional advisors should be consulted. Listing on Toronto Stock Exchange or TSX Venture Exchange does not guarantee the future performance of a security or an issuer. The S&P/TSX 60 Index and the S&P/TSX Composite Index (the "S&P/TSX Indices") are products of S&P Dow Jones Indices LLC or its affiliates ("SPDJI") and TSX Inc. ("TSX"). Standard & Poor's® and S&P® are registered trademarks of Standard & Poor's Financial Services LLC ("S&P"); Dow Jones® is a registered trademark of Dow Jones Trademark Holdings LLC ("Dow Jones"); and TSX® is a registered trademark of TSX, SPDJI, Dow Jones, S&P, their respective affiliates and TSX do not sponsor, endorse, sell or promote any products based on the S&P/TSX Indices and none of such parties make any representation regarding the advisability of investing in such product(s) nor do they have any liability for any errors, omissions or interruptions of the S&P/TSX Indices or any data related thereto. TMX, the TMX design, Toronto Stock Exchange, TSX, TSXV, TSX Venture Exchange, The Future is Yours to See, and Voir le futur. Réaliser l'avenir, are the trademarks of TSX Inc. All other trademarks used herein are the property of their respective owners.