

# Four Takeaways For Investors

The following are some key observations of the TSX and TSX Venture Exchange markets:

## 1. POSITIVE MARKETS IN APRIL

April saw positive performances across Mid Cap (+2%), Small Cap (+3%), and Micro Cap (+5%), while Large Cap remained flat.

## 2. MINING REMAINS ON TOP

Mining followed up March as the top performing sector as April's top performer with +9% in both Mid Cap and Small Cap, second in Large Cap (+7%), and third in Micro Cap (+10%).

## 3. MATERIALS REMAINS TOP INDEX

S&P/TSX Materials Index was the top performing index in April with a gain of +6%, following up as the top performing index in March.

## 4. DOLLAR VALUE TRADED TRENDS UP & DOWN

Dollar value traded in April is down compared to last month (-2%), but is up from the same month last year (22%).

[CLICK HERE !\[\]\(cf531ed27e91483460120fcc057b3901\_img.jpg\)](#) FOR MORE INFORMATION

 [SUBSCRIBE TO OUR MARKET INTELLIGENCE REPORTS](#)

---

APRIL 2024

---

# Investor Insights

Brought to you by **Toronto Stock Exchange** and **TSX Venture Exchange**.

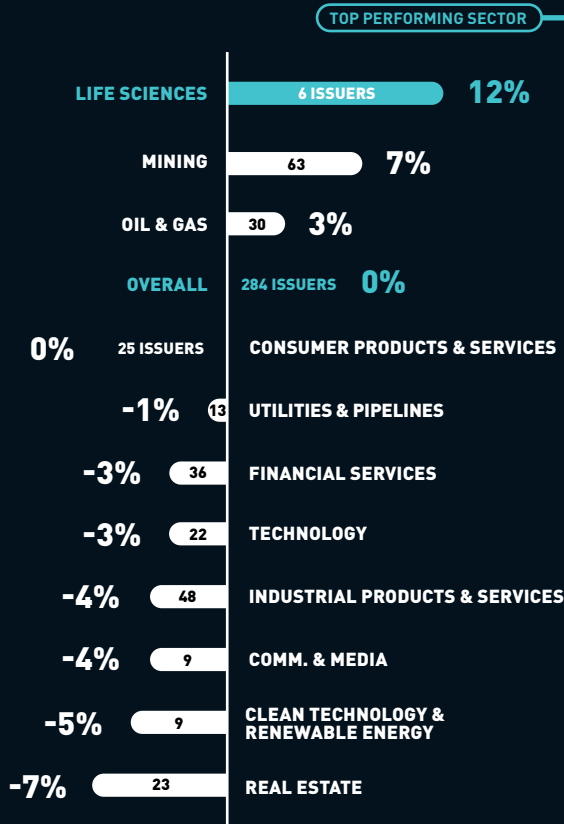


# Large Cap

MARKET CAP >\$1 BILLION

APRIL 2024

## Average Share Price Performance by Sector



## April 2024 Share Price Performance

	TICKER	SHARE PRICE PERFORMANCE	SHARE PRICE 30/04/2024 (CAD)
Canopy Growth Corporation	TSX:WEED	75%	\$20.45
Alphamin Resources Corp.	TSXV:AFM	36%	\$1.25
SilverCrest Metals Inc.	TSX:SIL	25%	\$11.27
Pan American Silver Corp.	TSX:PAAS	24%	\$25.39
Fortuna Silver Mines Inc.	TSX:FVI	24%	\$6.25
SSR Mining Inc.	TSX:SSRM	22%	\$7.38
HudBay Minerals Inc.	TSX:HBM	22%	\$11.59
TerraVest Industries Inc.	TSX:TVK	20%	\$72.23
CES Energy Solutions Corp.	TSX:CEU	20%	\$5.67
First Quantum Minerals Ltd.	TSX:FM	20%	\$17.48

## Life Sciences

TOP COMPANIES	TICKER	SHARE PRICE PERFORMANCE	SHARE PRICE 30/04/2024 (CAD)
Canopy Growth Corporation	TSX:WEED	75%	\$20.45
Curaleaf Holdings, Inc.	TSX:CURA	19%	\$8.60
Cronos Group Inc.	TSX:CRON	14%	\$4.05
dentalcorp Holdings Ltd.	TSX:DNTL	-6%	\$6.27
Bausch + Lomb Corporation	TSX:BLCO	-15%	\$19.92
Bausch Health Companies Inc.	TSX:BHC	-16%	\$12.05

## Most Active in April 2024

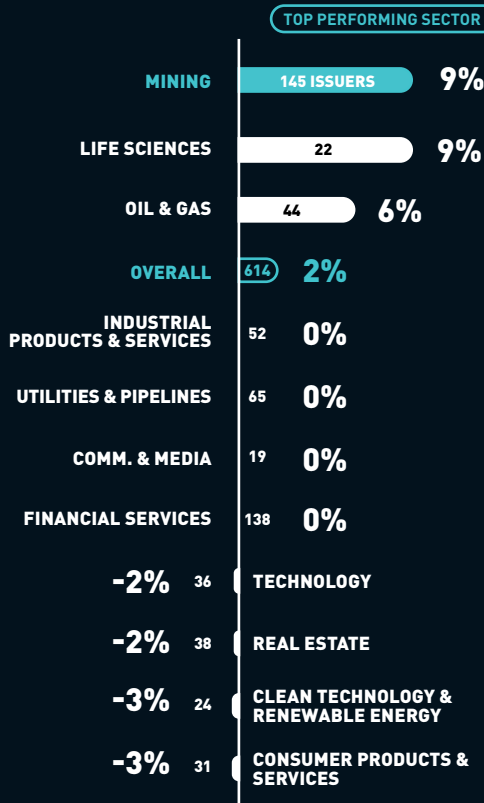
	TICKER	VOLUME TRADED (millions of shares)
The Toronto-Dominion Bank	TSX:TD	223.3
Enbridge Inc.	TSX:ENB	186.7
TC Energy Corporation	TSX:TRP	180.8
Royal Bank of Canada	TSX:RY	127.9
Canadian Natural Resources Limited	TSX:CNQ	113.6
Baytex Energy Corp.	TSX:BTE	111.1
B2Gold Corp.	TSX:BTO	105.2
The Bank of Nova Scotia	TSX:BNS	105.2
Canadian Imperial Bank Of Commerce	TSX:CM	101.7
Cenovus Energy Inc.	TSX:CVE	95.9

# Mid Cap

MARKET CAP \$100 MILLION TO \$1 BILLION

APRIL 2024

## Average Share Price Performance by Sector



## April 2024 Share Price Performance

	TICKER	SHARE PRICE PERFORMANCE	SHARE PRICE 30/04/2024 (CAD)
Aurora Cannabis Inc.	TSX:ACB	113%	\$12.65
POET Technologies Inc.	TSXV:PTK	102%	\$3.74
Sintana Energy Inc.	TSXV:SEI	96%	\$1.12
HealWELL AI Inc.	TSX:AIDX	63%	\$1.52
ADF Group Inc.	TSX:DRX	59%	\$14.50
SouthGobi Resources Ltd.	TSXV:SGQ	55%	\$1.07
Mandalay Resources Corporation	TSX:MND	54%	\$2.28
Mako Mining Corp.	TSXV:MKO	53%	\$3.58
Robex Resources Inc.	TSXV:RBX	51%	\$2.65
New Pacific Metals Corp.	TSX:NUAG	49%	\$2.75

## Mining

TOP COMPANIES	TICKER	SHARE PRICE PERFORMANCE	SHARE PRICE 30/04/2024 (CAD)
SouthGobi Resources Ltd.	TSXV:SGQ	55%	\$1.07
Mandalay Resources Corporation	TSX:MND	54%	\$2.28
Mako Mining Corp.	TSXV:MKO	53%	\$3.58
Robex Resources Inc.	TSXV:RBX	51%	\$2.65
New Pacific Metals Corp.	TSX:NUAG	49%	\$2.75
Critical Elements Lithium Corporation	TSXV:CRE	45%	\$0.94
Magna Mining Inc.	TSXV:NICU	36%	\$0.83
Perpetua Resources Corp.	TSX:PPTA	34%	\$7.53
First Mining Gold Corp.	TSX:FF	33%	\$0.16
Reunion Gold Corporation	TSXV:RGD	33%	\$0.62

## Most Active in April 2024

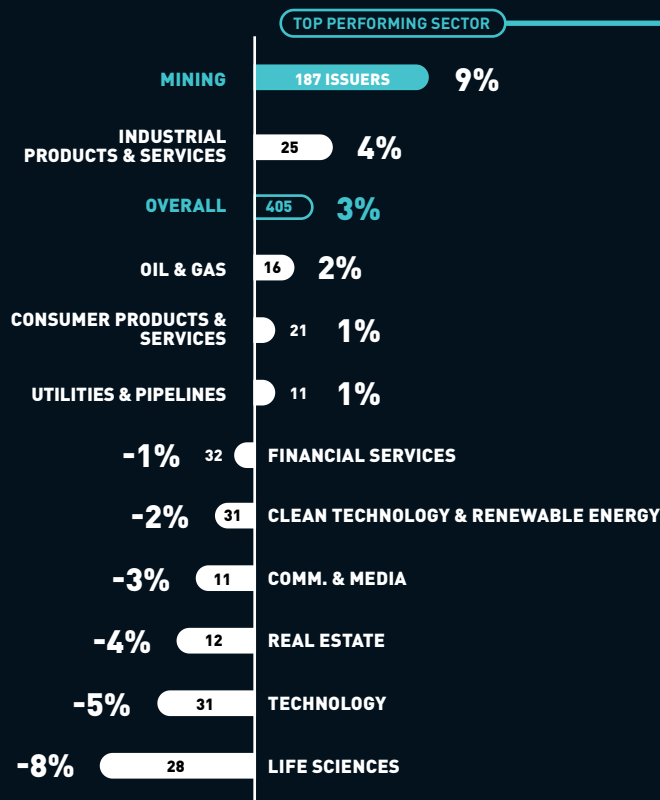
	TICKER	VOLUME TRADED (millions of shares)
Argonaut Gold Inc.	TSX:AR	99.7
Aurora Cannabis Inc.	TSX:ACB	80.7
Bitfarms Ltd.	TSX:BITF	53.6
Reunion Gold Corporation	TSXV:RGD	46.0
AbraSilver Resource Corp.	TSXV:ABRA	36.7
Fission Uranium Corp.	TSX:FCU	36.6
Sintana Energy Inc.	TSXV:SEI	33.6
i-80 Gold Corp.	TSX:IAU	33.5
Adventus Mining Corporation	TSXV:ADZN	31.3
Karora Resources Inc.	TSX:KRR	30.3

# Small Cap

MARKET CAP \$25 MILLION TO \$100 MILLION

APRIL 2024

## Average Share Price Performance by Sector



## April 2024 Share Price Performance

	TICKER	SHARE PRICE PERFORMANCE	SHARE PRICE 30/04/2024 (CAD)
Fortune Minerals Limited	TSX:FT	120%	\$0.06
Timberline Resources Corporation	TSXV:TBR	114%	\$0.15
Power Nickel Inc.	TSXV:PNPN	98%	\$0.41
Surge Copper Corp.	TSXV:SURG	88%	\$0.15
Newcore Gold Ltd.	TSXV:NCAU	75%	\$0.32
MAX Resource Corp.	TSXV:MAX	72%	\$0.22
Bedford Metals Corp.	TSXV:BFM	70%	\$1.78
Amarc Resources Ltd.	TSXV:AHR	62%	\$0.17
Signal Gold Inc.	TSX:SGNL	56%	\$0.13
PJX Resources Inc.	TSXV:PJX	55%	\$0.30

## Mining

TOP COMPANIES	TICKER	SHARE PRICE PERFORMANCE	SHARE PRICE 30/04/2024 (CAD)
Fortune Minerals Limited	TSX:FT	120%	\$0.06
Timberline Resources Corporation	TSXV:TBR	114%	\$0.15
Power Nickel Inc.	TSXV:PNPN	98%	\$0.41
Surge Copper Corp.	TSXV:SURG	88%	\$0.15
Newcore Gold Ltd.	TSXV:NCAU	75%	\$0.32
MAX Resource Corp.	TSXV:MAX	72%	\$0.22
Bedford Metals Corp.	TSXV:BFM	70%	\$1.78
Amarc Resources Ltd.	TSXV:AHR	62%	\$0.17
Signal Gold Inc.	TSX:SGNL	56%	\$0.13
PJX Resources Inc.	TSXV:PJX	55%	\$0.30

## Most Active in April 2024

	TICKER	VOLUME TRADED (millions of shares)
Anfield Energy Inc.	TSXV:AEC	41.0
GoviEx Uranium Inc.	TSXV:GXU	34.9
Guanajuato Silver Company Ltd.	TSXV:GSVR	33.5
Eco (Atlantic) Oil & Gas Ltd.	TSXV:E0G	27.6
Silver X Mining Corp.	TSXV:AGX	25.3
Auxly Cannabis Group Inc.	TSX:XLY	20.8
Power Nickel Inc.	TSXV:PNPN	20.6
Outcrop Silver & Gold Corporation	TSXV:OCG	20.3
Timberline Resources Corporation	TSXV:TBR	20.0
Prospera Energy Inc.	TSXV:PEI	17.3

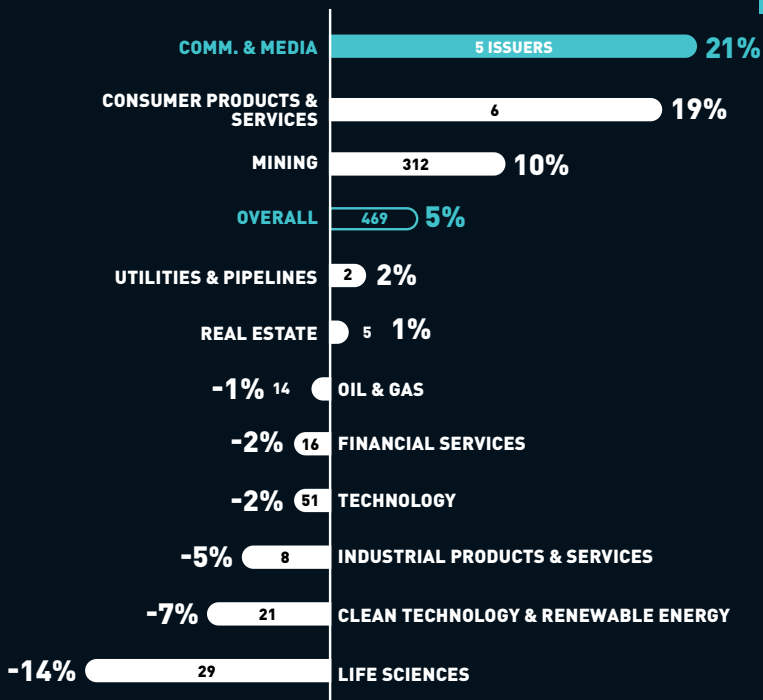
# Micro Cap

MARKET CAP < \$25 MILLION

APRIL 2024

## Average Share Price Performance by Sector

TOP PERFORMING SECTOR



## April 2024 Share Price Performance

	TICKER	SHARE PRICE PERFORMANCE	SHARE PRICE 30/04/2024 (CAD)
Adyton Resources Corporation	TSXV:ADY	286%	\$0.14
Powerband Solutions Inc.	TSXV:PBX	200%	\$0.05
South Pacific Metals Corp.	TSXV:SPMC	125%	\$0.54
JZR Gold Inc.	TSXV:JZR	117%	\$0.26
Kesselrun Resources Ltd.	TSXV:KES	117%	\$0.07
Sage Potash Corp.	TSXV:SAGE	117%	\$0.13
Sun Summit Minerals Corp.	TSXV:SMN	100%	\$0.20
Minnova Corp.	TSXV:MCI	100%	\$0.08
INEO Tech Corp.	TSXV:INEO	100%	\$0.11
Kingsmen Resources Ltd.	TSXV:KNG	89%	\$0.34

## Comm. & Media

TOP COMPANIES	TICKER	SHARE PRICE PERFORMANCE	SHARE PRICE 30/04/2024 (CAD)
Network Media Group Inc.	TSXV:NTE	70%	\$0.34
Gamelancer Media Corp.	TSX:VRTS	50%	\$0.03
BCE Inc.	TSX:BCE.PR.N	0%	\$16.98
Stingray Group Inc.	TSX:RAY.B	-3%	\$7.37
Glacier Media Inc.	TSX:GVC	-10%	\$0.09

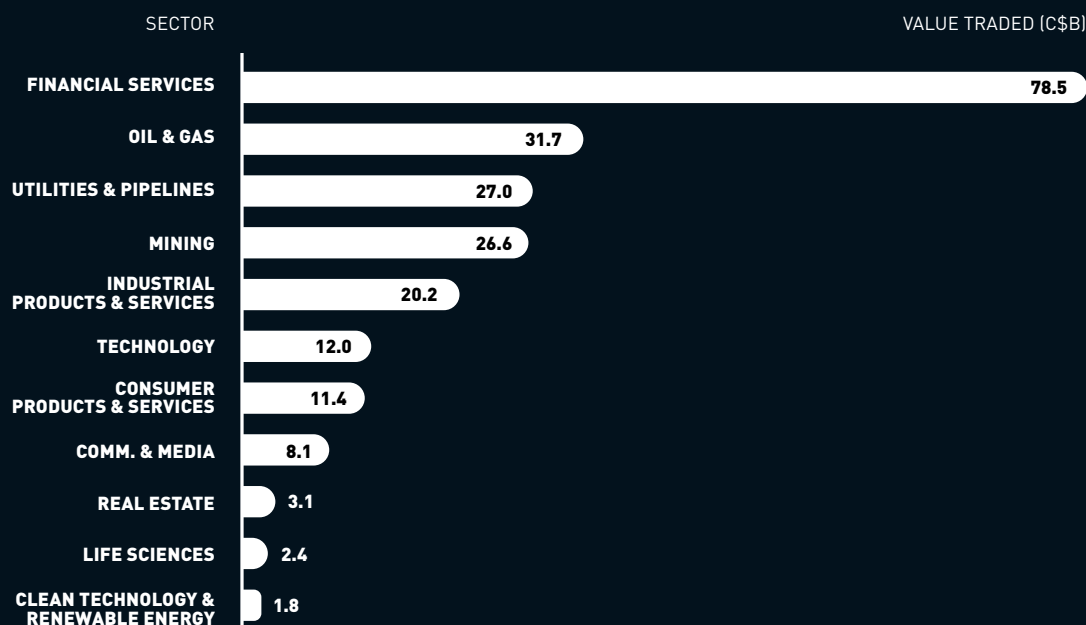
## Most Active in April 2024

	TICKER	VOLUME TRADED (millions of shares)
Jinhua Capital Corporation	TSXV:JHC	39.1
Royal Helium Ltd.	TSXV:RHC	22.0
Delta 9 Cannabis Inc.	TSX:DN	21.5
Adyton Resources Corporation	TSXV:ADY	16.2
Abcourt Mines Inc.	TSXV:ABI	15.3
Eguana Technologies Inc.	TSXV:EGT	13.2
Purepoint Uranium Group Inc.	TSXV:PTU	12.8
Silver Viper Minerals Corp.	TSXV:VIPR	12.0
Numinus Wellness Inc.	TSX:NUMI	11.9
Kesselrun Resources Ltd.	TSXV:KES	11.9

## Top TSX and TSXV Indices in April 2024

	Performance
S&P/TSX Materials Index	6%
S&P/TSX Venture Materials Index	6%
S&P/TSX Venture Energy Index	5%
S&P/TSX Energy Index	3%
S&P/TSX Venture Composite Index	3%
S&P/TSX Venture Financials Index	1%
S&P/TSX Consumer Staples Index	-1%
S&P/TSX Venture Information Technology Index	-1%
S&P/TSX Consumer Discretionary Index	-1%
S&P/TSX Composite Index	-2%

## Value Traded by Sector in April 2024



**For more information contact:**

**RICHARD GOODMAN**

Managing Director, Global Capital Development & Business Transformation

E richard.goodman@tmx.com

[tsx.com/mig](https://tsx.com/mig)

As at April 30, 2024, unless otherwise noted. Companies were subject to a minimum trading value to qualify for analysis. ©2023 TSX Inc. All rights reserved. The information in this document is provided for informational purposes only. This document, and certain of the information contained in this document, is TSX Inc.'s proprietary information. Do not disclose, copy, distribute, sell or modify this document or any of its contents without TSX Inc.'s prior written consent. Neither TMX Group Limited nor any of its affiliates represents, warrants or guarantees the completeness or accuracy of the information contained in this document and they are not responsible for any errors or omissions in or your use of, or reliance on, the information. The information in this document is provided with the express condition, to which by making use thereof you expressly consent, that no liability shall be incurred by TMX Group Limited and/or any of its affiliates as a result of any errors or omissions herein or any use or reliance upon the information. TMX Group Limited and its affiliates are not responsible for any errors or omissions in, or your use of, information accessed through links to any third party sites, and the views, comments, opinions and advice of any third party, in this document or on any third party site, reflect those of the individual authors only and are not necessarily endorsed by TMX Group Limited and its affiliates. TMX Group Limited and its affiliates have not prepared, reviewed or updated the content of any third party sites, and assume no responsibility for such information. The information provided is not an invitation to purchase securities listed on Toronto Stock Exchange or TSX Venture Exchange. TMX Group Limited and its affiliates do not endorse or recommend any of the referenced securities or issuers, and this document does not, nor should it be construed as, providing any trading, legal, accounting, tax, investment, business, financial or other advice, and you should not rely on it for such purposes. Professional advisors should be consulted. Listing on Toronto Stock Exchange or TSX Venture Exchange does not guarantee the future performance of a security or an issuer. The S&P/TSX 60 Index and the S&P/TSX Composite Index (the "S&P/TSX Indices") are products of S&P Dow Jones Indices LLC or its affiliates ("SPDJI") and TSX Inc. ("TSX"). Standard & Poor's® and S&P® are registered trademarks of Standard & Poor's Financial Services LLC ("S&P"); Dow Jones® is a registered trademark of Dow Jones Trademark Holdings LLC ("Dow Jones"); and TSX® is a registered trademark of TSX, SPDJI, Dow Jones, S&P, their respective affiliates and TSX do not sponsor, endorse, sell or promote any products based on the S&P/TSX Indices and none of such parties make any representation regarding the advisability of investing in such product(s) nor do they have any liability for any errors, omissions or interruptions of the S&P/TSX Indices or any data related thereto. TMX, the TMX design, Toronto Stock Exchange, TSX, TSXV, TSX Venture Exchange, The Future is Yours to See, and Voir le futur. Réaliser l'avenir, are the trademarks of TSX Inc. All other trademarks used herein are the property of their respective owners.