

Four Takeaways For Investors

The following are some key observations of the TSX and TSX Venture Exchange markets:

1. MIXED MARKETS IN FEBRUARY

February saw positive performances across Large Cap (+2%) and Small Cap (+1%) segments, but was in the negative for Micro Cap (-2%) and flat for Mid Cap.

2. LIFE SCIENCES SECTOR ON TOP

Life Sciences was the top performing sector in February in Mid Cap (+7%) and Small Cap (+8%), tied for first in Large Cap (+8%) and third in Micro Cap (+5%).

3. VENTURE INFORMATION TECHNOLOGY TOP INDEX

S&P/TSX Venture Information Technology Index was the top performing index in February with a gain of +17%.

4. DOLLAR VALUE TRADED TRENDS DOWN

Dollar value traded in February is slightly down compared to both last month (-1%) and the same month last year (-2%).

[CLICK HERE](#)  FOR MORE INFORMATION

 [SUBSCRIBE TO OUR MARKET INTELLIGENCE REPORTS](#)

FEBRUARY 2024

Investor Insights

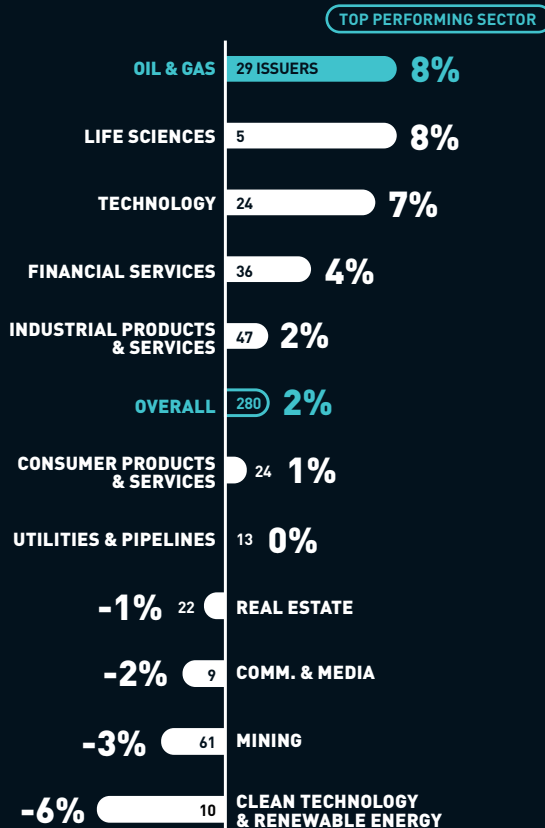
Brought to you by **Toronto Stock Exchange** and **TSX Venture Exchange**.

Large Cap

MARKET CAP >\$1 BILLION

FEBRUARY 2024

Average Share Price Performance by Sector



February 2024 Share Price Performance

	TICKER	SHARE PRICE PERFORMANCE	SHARE PRICE 29/02/2024 (CAD)
Galaxy Digital Holdings Ltd.	TSX:GLXY	48%	\$14.27
MDA Ltd.	TSX:MDA	31%	\$14.66
Lithium Americas Corp.	TSX:LAC	27%	\$7.46
Docebo Inc.	TSX:DCBO	25%	\$74.08
Bitfarms Ltd.	TSX:BITF	25%	\$3.89
Hammond Power Solutions Inc.	TSX:HPS.A	25%	\$116.25
Celestica Inc.	TSX:CLS	25%	\$57.68
Enerplus Corp.	TSX:ERF	23%	\$24.05
SunOpta Inc.	TSX:SOY	22%	\$9.77
Bausch Health Companies Inc.	TSX:BHC	21%	\$12.77

Oil & Gas

TOP COMPANIES	TICKER	SHARE PRICE PERFORMANCE	SHARE PRICE 29/02/2024 (CAD)
Enerplus Corp.	TSX:ERF	23%	\$24.05
Ovintiv Inc.	TSX:OVV	17%	\$67.01
MEG Energy Corp.	TSX:MEG	14%	\$29.05
Advantage Energy Ltd.	TSX:AAV	14%	\$10.04
Athabasca Oil Corp.	TSX:ATH	13%	\$4.92
Crescent Point Energy Corp.	TSX:CPG	13%	\$9.89
Paramount Resources Ltd.	TSX:POU	12%	\$29.77
NuVista Energy Ltd.	TSX:NVA	12%	\$11.64
ARC Resources Ltd.	TSX:ARX	11%	\$23.13
Canadian Natural Resources Ltd.	TSX:CNQ	10%	\$94.54

Most Active in February 2024

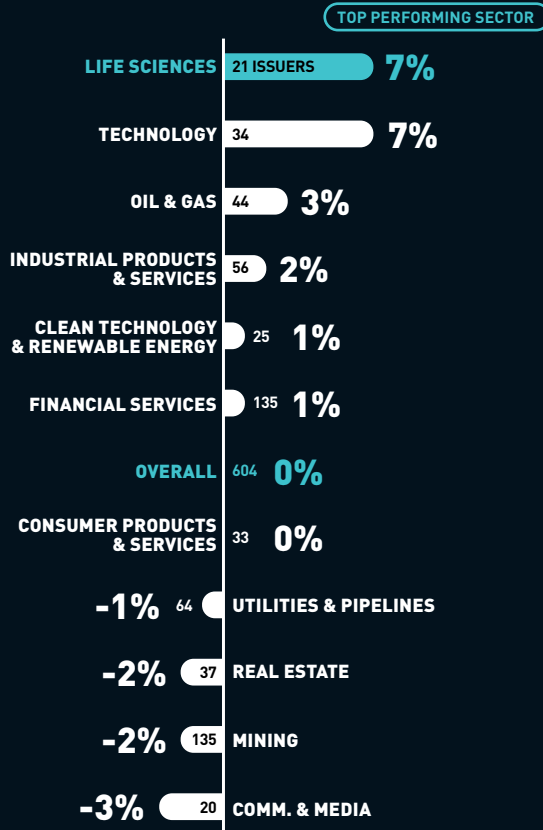
	TICKER	VOLUME TRADED (millions of shares)
Suncor Energy Inc.	TSX:SU	431.4
Enbridge Inc.	TSX:ENB	400.7
Manulife Financial Corp.	TSX:MFC	337.9
Bitfarms Ltd.	TSX:BITF	274.4
Royal Bank of Canada	TSX:RY	208.6
Canadian Natural Resources Ltd.	TSX:CNQ	203.3
Algonquin Power & Utilities Corp.	TSX:AQN	183.9
Baytex Energy Corp.	TSX:BTE	167.9
Great-West Lifeco Inc.	TSX:GWO	163.5
Cenovus Energy Inc.	TSX:CVE	161.7

Mid Cap

MARKET CAP \$100 MILLION TO \$1 BILLION

FEBRUARY 2024

Average Share Price Performance by Sector



February 2024 Share Price Performance

	TICKER	SHARE PRICE PERFORMANCE	SHARE PRICE 29/02/2024 (CAD)
Sandfire Resources America Inc.	TSXV:SFR	229%	\$0.28
SouthGobi Resources Ltd.	TSXV:SGQ	96%	\$0.88
Gabriel Resources Ltd.	TSXV:GBU	78%	\$0.80
Cardiol Therapeutics Inc.	TSX:CRDL	75%	\$2.83
Condor Energies Inc.	TSX:CDR	47%	\$2.54
HealWELL AI Inc.	TSX:AIDX	45%	\$0.97
Sangoma Technologies Corp.	TSX:STC	38%	\$5.23
ATEX Resources Inc.	TSXV:ATX	37%	\$1.14
Firan Technology Group Corp.	TSX:FTG	33%	\$5.73
Data Communications Management Corp.	TSX:DCM	33%	\$3.46

Life Sciences

TOP COMPANIES	TICKER	SHARE PRICE PERFORMANCE	SHARE PRICE 29/02/2024 (CAD)
Cardiol Therapeutics Inc.	TSX:CRDL	75%	\$2.83
HealWELL AI Inc.	TSX:AIDX	45%	\$0.97
Organigram Holdings Inc.	TSX:OGI	24%	\$2.78
Nervgen Pharma Corp.	TSXV:NGEN	21%	\$3.47
Cipher Pharmaceuticals Inc.	TSX:CPH	19%	\$7.01
Eupraxia Pharmaceuticals Inc.	TSX:EPRX	14%	\$6.67
Spectral Medical Inc.	TSX:EDT	9%	\$0.58
DRI Healthcare Trust	TSX:DHT.UN	9%	\$15.00
WELL Health Technologies Corp.	TSX:WELL	7%	\$4.09
Profound Medical Corp.	TSX:PRN	5%	\$12.51

Most Active in February 2024

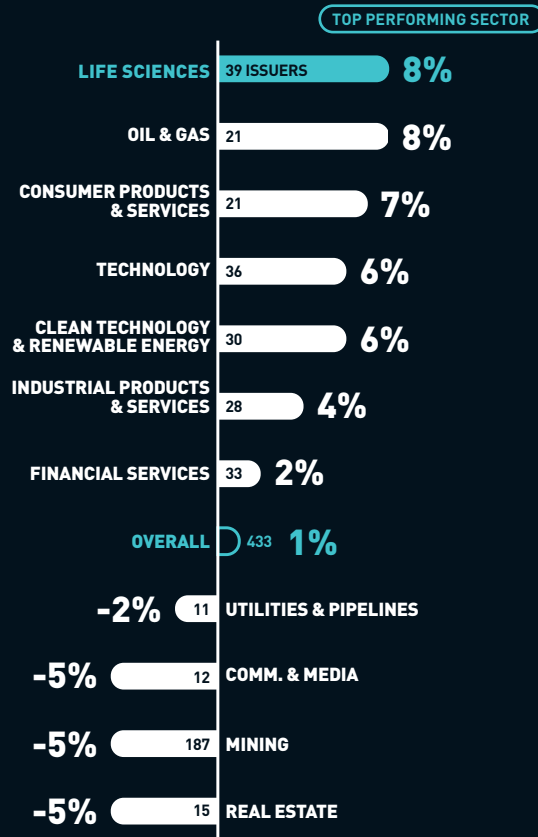
	TICKER	VOLUME TRADED (millions of shares)
Fission Uranium Corp.	TSX:FCU	140.2
Argonaut Gold Inc.	TSX:AR	125.8
Rusoro Mining Ltd.	TSXV:RML	82.9
Canopy Growth Corp.	TSX:WEED	48.0
WonderFi Technologies Inc.	TSX:WNDR	44.5
Hive Digital Technologies Ltd.	TSXV:HIVE	39.5
Aurora Cannabis Inc.	TSX:ACB	39.3
DMG Blockchain Solutions Inc.	TSXV:DMGI	39.1
ATEX Resources Inc.	TSXV:ATX	37.8
Kraken Robotics Inc.	TSXV:PNG	37.4

Small Cap

MARKET CAP \$25 MILLION TO \$100 MILLION

FEBRUARY 2024

Average Share Price Performance by Sector



February 2024 Share Price Performance

	TICKER	SHARE PRICE PERFORMANCE	SHARE PRICE 29/02/2024 (CAD)
SPARQ Systems Inc.	TSXV:SPRQ	367%	\$0.49
Bitcoin Well Inc.	TSXV:BTCW	227%	\$0.18
Medicenna Therapeutics Corp.	TSX:MDNA	164%	\$1.12
Simply Better Brands Corp.	TSXV:SBBC	113%	\$0.41
Q2 Metals Corp.	TSXV:QTWO	97%	\$0.39
KDA Group Inc.	TSXV:KDA	92%	\$0.49
NurExone Biologic Inc.	TSXV:NRX	88%	\$0.61
Pulsar Helium Inc.	TSXV:PLSR	71%	\$0.77
Sun Peak Metals Corp.	TSXV:PEAK	69%	\$0.44
OMAI Gold Mines Corp.	TSXV:OMG	64%	\$0.09

Life Sciences

TOP COMPANIES	TICKER	SHARE PRICE PERFORMANCE	SHARE PRICE 29/02/2024 (CAD)
Medicenna Therapeutics Corp.	TSX:MDNA	164%	\$1.12
NurExone Biologic Inc.	TSXV:NRX	88%	\$0.61
NuGen Medical Devices Inc.	TSXV:NGMD	44%	\$0.13
Else Nutrition Holdings Inc.	TSX:BABY	39%	\$0.28
Theralase Technologies Inc.	TSXV:TLT	34%	\$0.22
Avicanna Inc.	TSX:AVCN	33%	\$0.46
IBEX Technologies Inc.	TSXV:IBT	25%	\$1.40
Premier Health of America Inc.	TSXV:PHA	23%	\$0.56
Cannara Biotech Inc.	TSXV:LOVE	9%	\$0.98
VentriPoint Diagnostics Ltd.	TSXV:VPT	8%	\$0.28

Most Active in February 2024

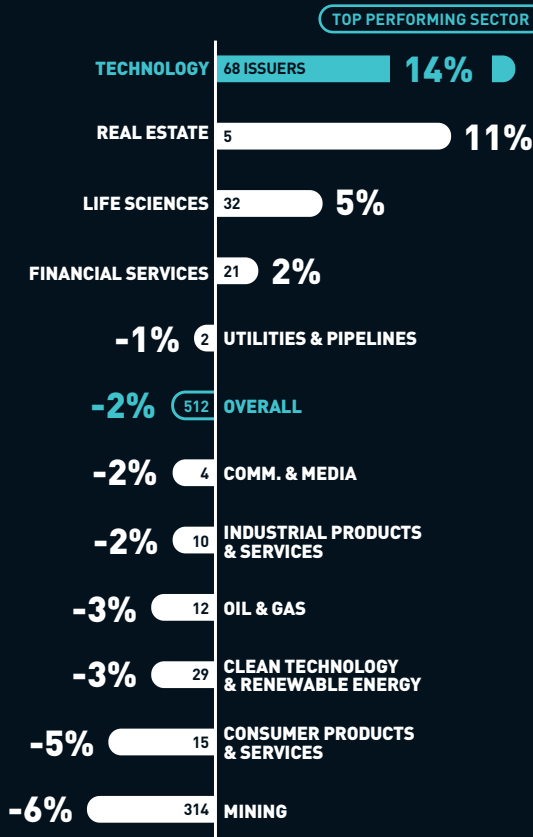
	TICKER	VOLUME TRADED (millions of shares)
Anfield Energy Inc.	TSXV:AEC	36.2
Surge Battery Metals Inc.	TSXV:NILI	36.1
Numinus Wellness Inc.	TSX:NUMI	32.8
Alaska Energy Metals Corp.	TSXV:AEMC	29.5
EV Nickel Inc.	TSXV:EVNI	29.0
Canalaska Uranium Ltd.	TSXV:CVV	26.9
Bitcoin Well Inc.	TSXV:BTCW	23.5
First Mining Gold Corp.	TSX:FF	22.9
Purepoint Uranium Group Inc.	TSXV:PTU	22.9
Roscan Gold Corp.	TSXV:ROS	22.7

Micro Cap

MARKET CAP <\$25 MILLION

FEBRUARY 2024

Average Share Price Performance by Sector



February 2024 Share Price Performance

TICKER	SHARE PRICE PERFORMANCE	SHARE PRICE 29/02/2024 (CAD)
Good Gamer Entertainment Inc.	TSXV:GOOD	467%
Freeport Resources Inc.	TSXV:FRI	167%
Generation Uranium Inc.	TSXV:GEN	150%
BEACN Wizardry & Magic Inc.	TSXV:BECN	150%
Quantum eMotion Corp.	TSXV:QNC	130%
Metallis Resources Inc.	TSXV:MTS	129%
BlockchainK2 Corp.	TSXV:BITK	122%
Libero Copper & Gold Corp.	TSXV:LBC	112%
Reklaim Ltd.	TSXV:MYID	100%
Universal Ibogaine Inc.	TSXV:IBO	100%

Technology

TOP COMPANIES	TICKER	SHARE PRICE PERFORMANCE	SHARE PRICE 29/02/2024 (CAD)
Good Gamer Entertainment Inc.	TSXV:GOOD	467%	\$0.09
BEACN Wizardry & Magic Inc.	TSXV:BECN	150%	\$0.18
Quantum eMotion Corp.	TSXV:QNC	130%	\$0.12
BlockchainK2 Corp.	TSXV:BITK	122%	\$0.40
Reklaim Ltd.	TSXV:MYID	100%	\$0.16
LQWD Technologies Corp.	TSXV:LQWD	88%	\$0.93
Route1 Inc.	TSXV:ROI	75%	\$0.04
Emerge Commerce Ltd.	TSXV:ECOM	57%	\$0.06
Edgewater Wireless Systems Inc.	TSXV:YFI	43%	\$0.05
Datametrex AI Ltd.	TSXV:DM	33%	\$0.02

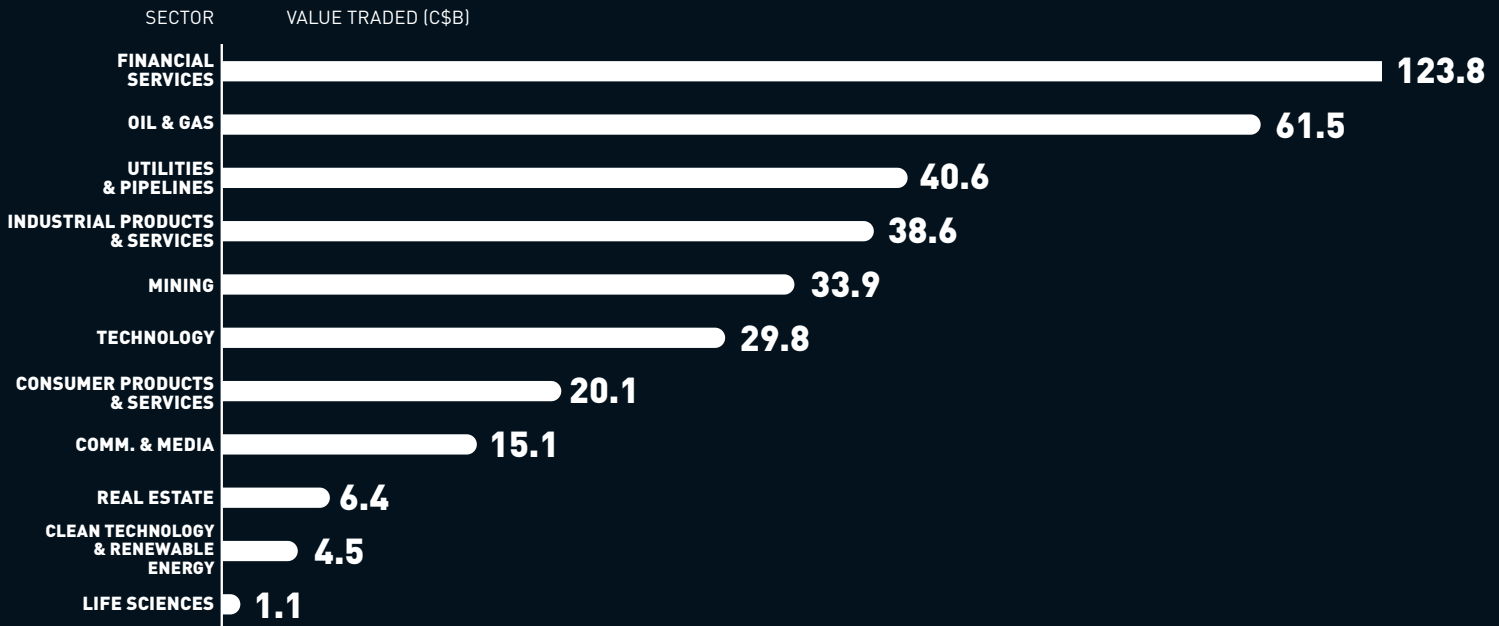
Most Active in February 2024

TICKER	VOLUME TRADED (millions of shares)
NiCan Limited	106.6
Libero Copper & Gold Corp.	55.1
Contact Gold Corp.	46.8
Cryptostar Corp.	37.9
FLINT Corp.	37.6
Datametrex AI Ltd.	30.0
Lifeist Wellness Inc.	27.3
Wellfield Technologies Inc.	27.2
Tectonic Metals Inc.	23.4
Consolidated Lithium Metals Inc.	22.3

Top TSX and TSXV Indices in February 2024

	Performance
S&P/TSX Venture Information Technology Index	17%
S&P/TSX Energy Index	8%
S&P/TSX Health Care Index	8%
S&P/TSX Industrials Index	6%
S&P/TSX Venture Real Estate Index	5%
S&P/TSX Consumer Staples Index	5%
S&P/TSX Financials Index	2%
S&P/TSX Consumer Discretionary Index	2%
S&P/TSX Venture Composite Index	2%
S&P/TSX 60 Index	2%

Value Traded by Sector in February 2024



For more information contact:

RICHARD GOODMAN

Managing Director, Global Capital Development & Business Transformation

E richard.goodman@tmx.com

tsx.com/mig

As at February 29, 2024, unless otherwise noted. Companies were subject to a minimum trading value to qualify for analysis. ©2024 TSX Inc. All rights reserved. The information in this document is provided for informational purposes only. This document, and certain of the information contained in this document, is TSX Inc.'s proprietary information. Do not disclose, copy, distribute, sell or modify this document or any of its contents without TSX Inc.'s prior written consent. Neither TMX Group Limited nor any of its affiliates represents, warrants or guarantees the completeness or accuracy of the information contained in this document and they are not responsible for any errors or omissions in or your use of, or reliance on, the information. The information in this document is provided with the express condition, to which by making use thereof you expressly consent, that no liability shall be incurred by TMX Group Limited and/or any of its affiliates as a result of any errors or omissions herein or any use or reliance upon the information. TMX Group Limited and its affiliates are not responsible for any errors or omissions in, or your use of, information accessed through links to any third party sites, and the views, comments, opinions and advice of any third party, in this document or on any third party site, reflect those of the individual authors only and are not necessarily endorsed by TMX Group Limited and its affiliates. TMX Group Limited and its affiliates have not prepared, reviewed or updated the content of any third party sites, and assume no responsibility for such information. The information provided is not an invitation to purchase securities listed on Toronto Stock Exchange or TSX Venture Exchange. TMX Group Limited and its affiliates do not endorse or recommend any of the referenced securities or issuers, and this document does not, nor should it be construed as, providing any trading, legal, accounting, tax, investment, business, financial or other advice, and you should not rely on it for such purposes. Professional advisors should be consulted. Listing on Toronto Stock Exchange or TSX Venture Exchange does not guarantee the future performance of a security or an issuer. The S&P/TSX 60 Index and the S&P/TSX Composite Index (the "S&P/TSX Indices") are products of S&P Dow Jones Indices LLC or its affiliates ("SPDJI") and TSX Inc. ("TSX"). Standard & Poor's® and S&P® are registered trademarks of Standard & Poor's Financial Services LLC ("S&P"); Dow Jones® is a registered trademark of Dow Jones Trademark Holdings LLC ("Dow Jones"); and TSX® is a registered trademark of TSX, SPDJI, Dow Jones, S&P, their respective affiliates and TSX do not sponsor, endorse, sell or promote any products based on the S&P/TSX Indices and none of such parties make any representation regarding the advisability of investing in such product(s) nor do they have any liability for any errors, omissions or interruptions of the S&P/TSX Indices or any data related thereto. TMX, the TMX design, Toronto Stock Exchange, TSX, TSXV, TSX Venture Exchange, The Future is Yours to See, and Voir le futur. Réaliser l'avenir, are the trademarks of TSX Inc. All other trademarks used herein are the property of their respective owners.