

# Four Takeaways For Investors

The following are some key observations of the TSX and TSX Venture Exchange markets:

## 1. MARKETS UP IN NOVEMBER

November saw positive performances across all market cap segments: Large Cap +6%, Mid Cap +7%, Small Cap +7%, and Micro Cap +1%.

## 2. TECHNOLOGY SECTOR ON TOP

Technology was the top performing sector in November across 2 out of 4 segments: +12% in Large Cap and +16% in Mid Cap.

## 3. TECHNOLOGY TOP PERFORMING INDEX

The S&P/TSX Information Technology Index was the top performing index in November with a gain of +19%.

## 4. DOLLAR VALUE TRADED TRENDS UP & DOWN

Dollar value traded in November is up compared to last month (+7%), but down from the same month last year (-16%).

[CLICK HERE](#)  FOR MORE INFORMATION

 [SUBSCRIBE TO OUR MARKET INTELLIGENCE REPORTS](#)

---

NOVEMBER 2023

---

# Investor Insights

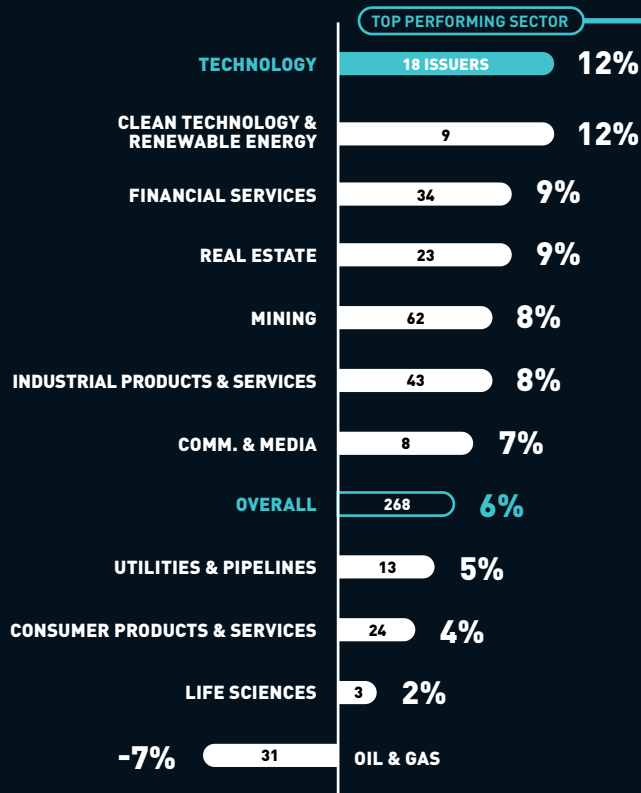
Brought to you by **Toronto Stock Exchange** and **TSX Venture Exchange**.

# Large Cap

MARKET CAP >\$1 BILLION

NOVEMBER 2023

## Average Share Price Performance by Sector



## November 2023 Share Price Performance

	TICKER	SHARE PRICE PERFORMANCE	SHARE PRICE 30/11/2023 (CAD)
Shopify Inc.	TSX:SHOP	51%	\$98.85
Nuvei Corporation	TSX:NVEI	44%	\$27.84
Fortuna Silver Mines Inc.	TSX:FVI	35%	\$5.26
Lumine Group Inc.	TSXV:LMN	34%	\$23.30
Artemis Gold Inc.	TSXV:ARTG	33%	\$6.79
Aya Gold & Silver Inc.	TSX:AYA	33%	\$9.97
Jamieson Wellness Inc.	TSX:JWEL	32%	\$30.00
Brookfield Business Partners L.P.	TSX:BBU.UN	31%	\$22.47
Brookfield Business Corporation	TSX:BBUC	30%	\$25.43
SilverCrest Metals Inc.	TSX:SIL	29%	\$8.83

## Technology

TOP COMPANIES	TICKER	SHARE PRICE PERFORMANCE	SHARE PRICE 30/11/2023 (CAD)
Shopify Inc.	TSX:SHOP	51%	\$98.85
Nuvei Corporation	TSX:NVEI	44%	\$27.84
Lumine Group Inc.	TSXV:LMN	34%	\$23.30
Lightspeed Commerce Inc.	TSX:LSPD	26%	\$21.80
Open Text Corporation	TSX:OTEX	17%	\$54.29
Constellation Software Inc.	TSX:CSU	15%	\$3,187.30
Celestica Inc.	TSX:CLS	13%	\$36.56
Kinaxis Inc.	TSX:KXS	12%	\$151.00
Docebo Inc.	TSX:DCBO	10%	\$60.44
The Descartes Systems Group Inc.	TSX:DSG	10%	\$110.22

## Most Active in November 2023

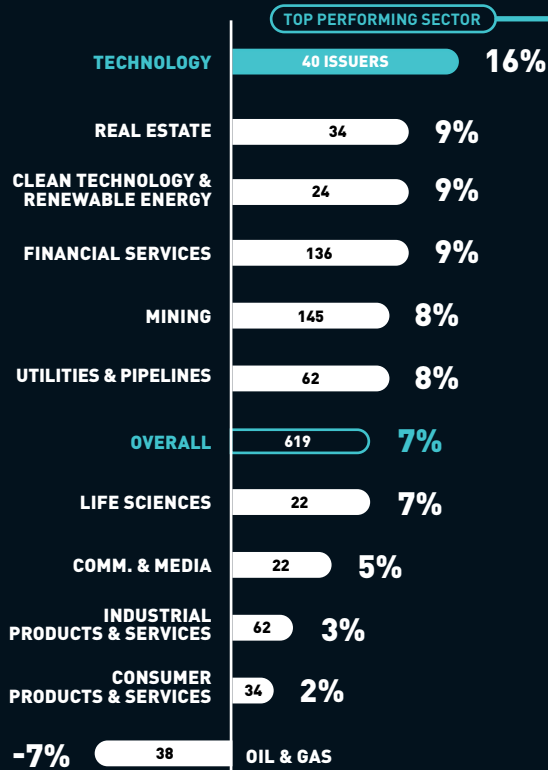
	TICKER	VOLUME TRADED (millions of shares)
Suncor Energy Inc.	TSX:SU	415.4
Manulife Financial Corporation	TSX:MFC	387.2
Enbridge Inc.	TSX:ENB	339.9
Canadian Natural Resources Limited	TSX:CNQ	286.2
Baytex Energy Corp.	TSX:BTE	229.9
Cenovus Energy Inc.	TSX:CVE	217.5
Crescent Point Energy Corp.	TSX:CPG	207.3
Royal Bank of Canada	TSX:RY	173.5
First Quantum Minerals Ltd.	TSX:FM	166.1
Great-West Lifeco Inc.	TSX:GWO	161.0

# Mid Cap

MARKET CAP \$100 MILLION TO \$1 BILLION

NOVEMBER 2023

## Average Share Price Performance by Sector



## November 2023 Share Price Performance

	TICKER	SHARE PRICE PERFORMANCE	SHARE PRICE 30/11/2023 (CAD)
SouthGobi Resources Ltd.	TSXV:SGQ	310%	\$0.41
Midwest Energy Emissions Corp.	TSXV:MEEC	128%	\$1.37
Sierra Metals Inc.	TSX:SMT	100%	\$0.79
Dye & Durham Limited	TSX:DND	71%	\$13.83
Vitalhub Corp.	TSX:VHI	61%	\$4.47
Mako Mining Corp.	TSXV:MKO	55%	\$2.32
Jaguar Mining Inc.	TSX:JAG	50%	\$1.83
WonderFi Technologies Inc.	TSX:WNDR	48%	\$0.19
Cipher Pharmaceuticals Inc.	TSX:CPH	45%	\$6.31
Converge Technology Solutions Corp.	TSX:CTS	44%	\$3.98

## Technology

TOP COMPANIES	TICKER	SHARE PRICE PERFORMANCE	SHARE PRICE 30/11/2023 (CAD)
Dye & Durham Limited	TSX:DND	71%	\$13.83
Vitalhub Corp.	TSX:VHI	61%	\$4.47
WonderFi Technologies Inc.	TSX:WNDR	48%	\$0.19
Converge Technology Solutions Corp.	TSX:CTS	44%	\$3.98
Q4 Inc.	TSX:QFOR	42%	\$5.98
Propel Holdings Inc.	TSX:PRL	36%	\$11.12
Bitfarms Ltd.	TSX:BITF	33%	\$1.96
Kraken Robotics Inc.	TSXV:PNG	33%	\$0.65
Firan Technology Group Corporation	TSX:FTG	30%	\$4.49
TECSYS Inc.	TSX:TCS	28%	\$33.92

## Most Active in November 2023

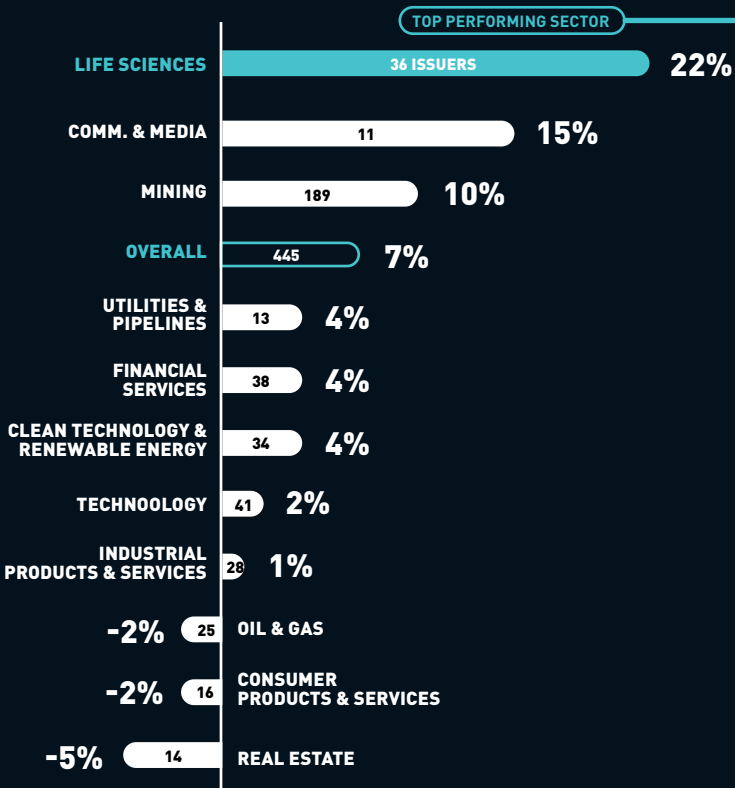
	TICKER	VOLUME TRADED (millions of shares)
Canopy Growth Corporation	TSX:WEED	213.4
Marathon Gold Corporation	TSX:MOZ	143.6
Hut 8 Mining Corp.	TSX:HUT	136.3
Argonaut Gold Inc.	TSX:AR	134.3
Bitfarms Ltd.	TSX:BITF	100.7
Hercules Silver Corp.	TSXV:BIG	91.5
Calibre Mining Corp.	TSX:CXB	74.1
Fission Uranium Corp.	TSX:FCU	71.4
F3 Uranium Corp.	TSXV:FUU	62.0
Aurora Cannabis Inc.	TSX:ACB	48.3

# Small Cap

MARKET CAP \$25 MILLION TO \$100 MILLION

NOVEMBER 2023

## Average Share Price Performance by Sector



## November 2023 Share Price Performance

	TICKER	SHARE PRICE PERFORMANCE	SHARE PRICE 30/11/2023 (CAD)
Medicus Pharma Ltd.	TSXV:MDCX	460%	\$2.80
Benton Resources Inc.	TSXV:BEX	240%	\$0.17
Wilton Resources Inc.	TSXV:WIL	97%	\$0.59
Minaurum Gold Inc.	TSXV:MGG	96%	\$0.27
Medicenna Therapeutics Corp.	TSX:MDNA	92%	\$0.49
GR Silver Mining Ltd.	TSXV:GRSL	90%	\$0.10
LNG Energy Group Corp.	TSXV:LNGE	85%	\$0.36
Gamelancer Media Corp.	TSX:VRTS	80%	\$0.05
OMAI Gold Mines Corp.	TSXV:OMG	75%	\$0.07
Earthworks Industries Inc.	TSXV:EWK	74%	\$0.44

## Life Sciences

TOP COMPANIES	TICKER	SHARE PRICE PERFORMANCE	SHARE PRICE 30/11/2023 (CAD)
Medicus Pharma Ltd.	TSXV:MDCX	460%	\$2.80
Medicenna Therapeutics Corp.	TSX:MDNA	92%	\$0.49
Theratechnologies Inc.	TSX:TH	65%	\$2.15
Rubicon Organics Inc.	TSXV:ROMJ	57%	\$0.58
HealWELL AI Inc.	TSX:AIDX	46%	\$0.95
Else Nutrition Holdings Inc.	TSX:BABY	46%	\$0.26
Satellos Bioscience Inc.	TSXV:MSCL	43%	\$0.50
LifeSpeak Inc.	TSX:LSPK	36%	\$0.57
Arch Biopartners Inc.	TSXV:ARCH	34%	\$1.41
CanadaBis Capital Inc.	TSXV:CANB	30%	\$0.31

## Most Active in November 2023

	TICKER	VOLUME TRADED (millions of shares)
Benton Resources Inc.	TSXV:BEX	57.8
Surge Battery Metals Inc.	TSXV:NILI	54.2
Cielo Waste Solutions Corp.	TSXV:CMC	52.4
Goldshore Resources Inc.	TSXV:GSHR	29.7
GR Silver Mining Ltd.	TSXV:GRSL	29.7
Sintana Energy Inc.	TSXV:SEI.WT	23.1
Tectonic Metals Inc.	TSXV:TECT	20.8
Royal Helium Ltd.	TSXV:RHC	20.7
QYOU Media Inc.	TSXV:QYOU	19.9
Voxtur Analytics Corp.	TSXV:VXTR	19.5

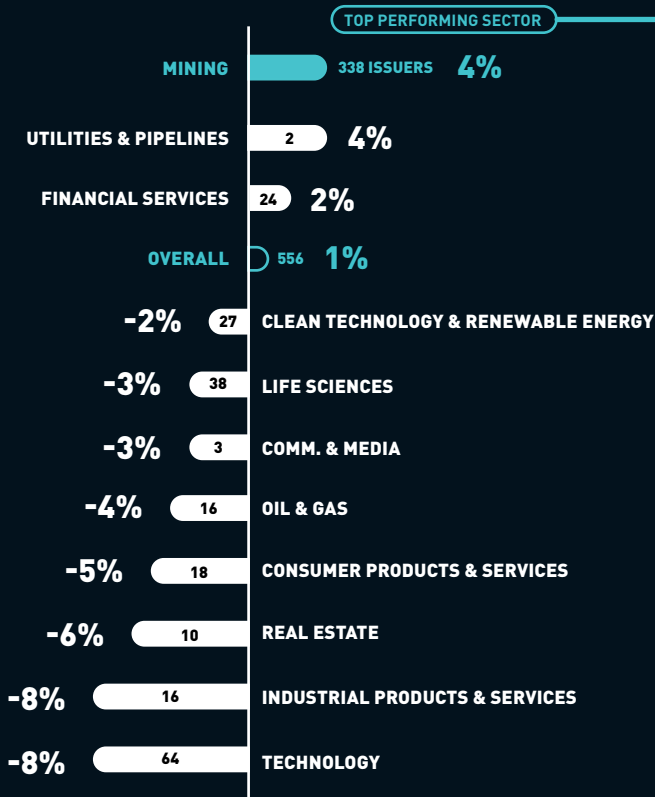


# Micro Cap

MARKET CAP < \$25 MILLION

NOVEMBER 2023

## Average Share Price Performance by Sector



## November 2023 Share Price Performance

	TICKER	SHARE PRICE PERFORMANCE	SHARE PRICE 30/11/2023 (CAD)
Churchill Resources Inc.	TSXV:CRI	171%	\$0.10
Bayhorse Silver Inc.	TSXV:BHS	150%	\$0.05
Farmers Edge Inc.	TSX:FDGE	145%	\$0.25
EV Nickel Inc.	TSXV:EVNI	105%	\$0.20
Whitemud Resources Inc.	TSXV:WMK	100%	\$0.15
Altiplano Metals Inc.	TSXV:APN	100%	\$0.14
Golden Horse Minerals Limited	TSXV:GHML	100%	\$0.14
Durango Resources Inc.	TSXV:DGO	100%	\$0.03
Imperial Mining Group Ltd.	TSXV:IPG	100%	\$0.09
Carolina Rush Corporation	TSXV:RUSH	96%	\$0.23

## Mining

TOP COMPANIES	TICKER	SHARE PRICE PERFORMANCE	SHARE PRICE 30/11/2023 (CAD)
Churchill Resources Inc.	TSXV:CRI	171%	\$0.10
Bayhorse Silver Inc.	TSXV:BHS	150%	\$0.05
EV Nickel Inc.	TSXV:EVNI	105%	\$0.20
Whitemud Resources Inc.	TSXV:WMK	100%	\$0.15
Altiplano Metals Inc.	TSXV:APN	100%	\$0.14
Golden Horse Minerals Limited	TSXV:GHML	100%	\$0.14
Durango Resources Inc.	TSXV:DGO	100%	\$0.03
Imperial Mining Group Ltd.	TSXV:IPG	100%	\$0.09
Carolina Rush Corporation	TSXV:RUSH	96%	\$0.23
Arras Minerals Corp.	TSXV:ARK	92%	\$0.25

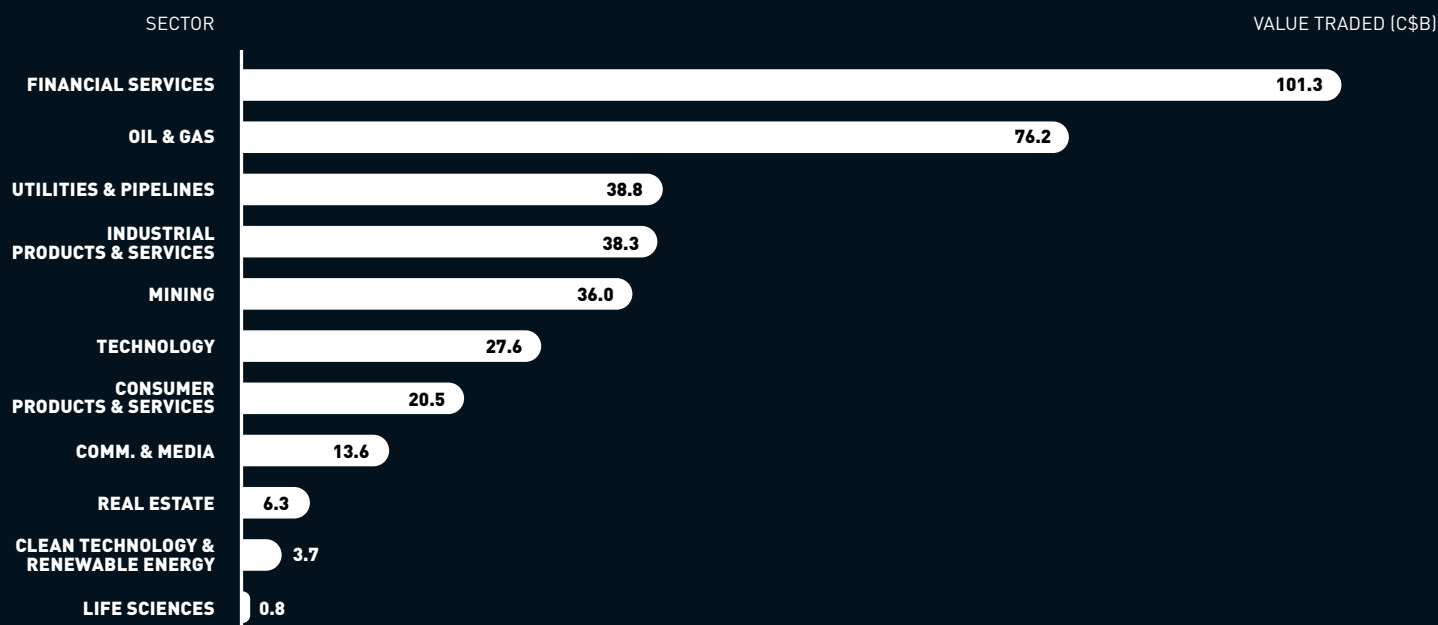
## Most Active in November 2023

	TICKER	VOLUME TRADED (millions of shares)
Datametrex AI Limited	TSXV:DM	73.0
Bayhorse Silver Inc.	TSXV:BHS	65.3
Lifeist Wellness Inc.	TSXV:LFST	50.9
A.I.S. Resources Limited	TSXV:AIS	31.2
Vertical Exploration Inc.	TSXV:VERT	28.9
Belmont Resources Inc.	TSXV:BEA	26.9
CubicFarm Systems Corp.	TSX:CUB	25.9
Orford Mining Corporation	TSXV:ORM	24.8
Purepoint Uranium Group Inc.	TSXV:PTU	24.5
Nickel Creek Platinum Corp.	TSX:NCP	24.3

## Top TSX and TSXV Indices in November 2023

	Performance
S&P/TSX Information Technology Index	19%
S&P/TSX Venture Real Estate Index	17%
S&P/TSX Financials Index	10%
S&P/TSX 60 Index	8%
S&P/TSX Venture Information Technology Index	8%
S&P/TSX Communication Services Index	7%
S&P/TSX Composite Index	7%
S&P/TSX Utilities Index	7%
S&P/TSX Venture Financials Index	6%
S&P/TSX Consumer Discretionary Index	6%

## Value Traded by Sector in November 2023



For more information contact:

**RICHARD GOODMAN**

Managing Director, Global Capital Development & Business Transformation

E richard.goodman@tmx.com

[tsx.com/mig](https://tsx.com/mig)

As at November 30, 2023, unless otherwise noted. Companies were subject to a minimum trading value to qualify for analysis. ©2023 TSX Inc. All rights reserved. The information in this document is provided for informational purposes only. This document, and certain of the information contained in this document, is TSX Inc.'s proprietary information. Do not disclose, copy, distribute, sell or modify this document or any of its contents without TSX Inc.'s prior written consent. Neither TMX Group Limited nor any of its affiliates represents, warrants or guarantees the completeness or accuracy of the information contained in this document and they are not responsible for any errors or omissions in or your use of, or reliance on, the information. The information in this document is provided with the express condition, to which by making use thereof you expressly consent, that no liability shall be incurred by TMX Group Limited and/or any of its affiliates as a result of any errors or omissions herein or any use or reliance upon the information. TMX Group Limited and its affiliates do not endorse or recommend any of the referenced securities or issuers, and this document does not, nor should it be construed as, providing any trading, legal, accounting, tax, investment, business, financial or other advice, and you should not rely on it for such purposes. Professional advisors should be consulted. Listing on Toronto Stock Exchange or TSX Venture Exchange does not guarantee the future performance of a security or an issuer. The S&P/TSX 60 Index and the S&P/TSX Composite Index (the "S&P/TSX Indices") are products of S&P Dow Jones Indices LLC or its affiliates ("SPDJI") and TSX Inc. ("TSX"). Standard & Poor's® and S&P® are registered trademarks of Standard & Poor's Financial Services LLC ("S&P"); Dow Jones® is a registered trademark of Dow Jones Trademark Holdings LLC ("Dow Jones"); and TSX® is a registered trademark of TSX, SPDJI, Dow Jones, S&P, their respective affiliates and TSX do not sponsor, endorse, sell or promote any products based on the S&P/TSX Indices and none of such parties make any representation regarding the advisability of investing in such product(s) nor do they have any liability for any errors, omissions or interruptions of the S&P/TSX Indices or any data related thereto. TMX, the TMX design, Toronto Stock Exchange, TSX, TSXV, TSX Venture Exchange, The Future is Yours to See, and Voir le futur. Réaliser l'avenir, are the trademarks of TSX Inc. All other trademarks used herein are the property of their respective owners.