

Toronto Stock Exchange ETF Report

Traditionally, the summer months are the trough for new ETF product launches but this past summer 18 new ETFs were listed on the TSX in July and August. The total number of ETFs launched in Q3 2023 was 25 which is the equivalent of what was launched in Q1 2023.

In August, the TSX also welcomed Canada's newest ETF issuer, Forstrong Global Asset Management. Forstrong launched four actively managed and internationally-focused exchange-traded funds (see list of new launches for further details).

As a global leader listing exchange for mining and material companies, we were happy to welcome the launch of the iShares S&P/TSX Energy Transition Materials Index ETF (TSX: XETM) that invest in TSX and TSXV companies engaged in the production or exploration of the materials used to enable energy transition.

Also in September, Hamilton ETFs and Harvest ETFs launched Canada's first two covered call bond ETFs (Hamilton U.S. Bond Yield Maximizer ETF - HBND & Harvest Premium Yield Treasury ETF - HPYT).

It will be interesting to see if we continue to see ETF launches spread out across the calendar year versus the traditional flurry of activity we typically see in the first few months of the year.

New Provider

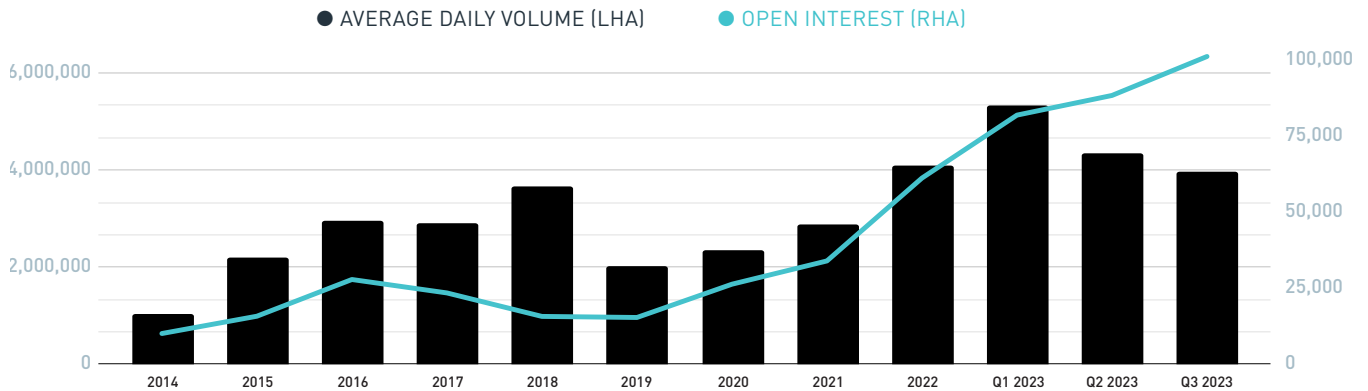


Forstrong Global Asset Management

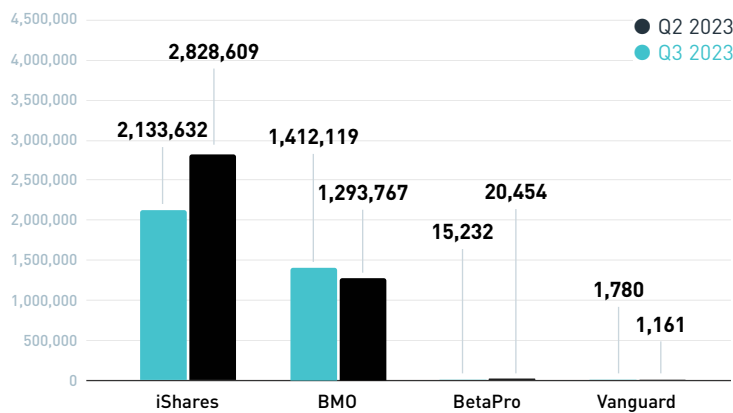
Founded in 2001, Forstrong is a trusted global macro investment manager with specialized international expertise. Their new suite of ETFs have been designed to take advantage of Forstrong's distinct top-down views and will use active management to capture the pockets of opportunities within countries, sectors and themes. Forstrong's new ETFs will invest using the same strategies that have been used in connection with the firm's institutional and high net-worth clients, providing Canadian investors with greater access to the higher income and growth opportunities available around the globe.

MX ETF Sector Overview

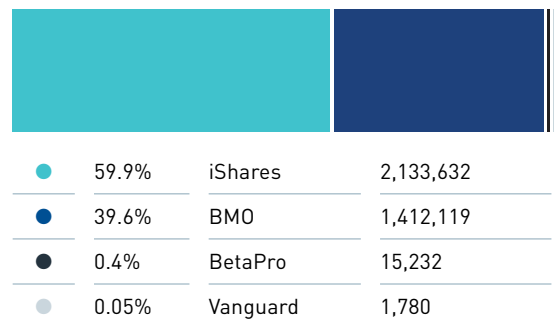
ETF Options Average Daily Volume and Open Interest



2023 Quarterly Volume Evolution per ETF Provider



ETF Options Volume by Provider (Q3 2023)



Top 10 Most Traded ETF Options (Volume)

	SYMBOL	JULY	AUG	SEPT	TOTAL
iShares S&P/TSX 60 Index ETF	XIU	521,080	640,187	786,878	1,948,145
BMO Equal Weight Banks Index ETF	ZEB	367,223	454,551	292,868	1,114,642
BMO S&P 500 Index ETF	ZSP	90,265	60,230	96	150,591
Purpose Bitcoin ETF CAD ETF non-currency hedged units	BTCC	41,936	46,037	50,335	138,308
iShares S&P/TSX Capped Energy Index ETF	XEG	21,052	5,599	103,899	130,550
BMO S&P/TSX Capped Composite Index ETF	ZCN	25,007	125	55,147	80,279
Purpose Ether ETF	ETHH	17,711	11,503	17,721	46,935
BMO MSCI EAFE Hedged To CAD Index ETF	ZDM	21,000	952	10,000	31,952
BMO Equal Weight Utilities Index ETF	ZUT	10,442	5,052	5,266	20,760
iShares S&P/TSX Capped REIT Index Fund	XRE	250	10,084	873	11,207

Equity Trading Data

	TMX	NASDAQ	NEO	MATCHNOW	CSE	ICX	LQ	LYNX	OMEGA
2022 Q3	52.60%	23.83%	8.79%	4.93%	1.39%	0.00%	0.00%	0.43%	8.03%
2022 Q4	49.80%	24.63%	9.34%	4.49%	1.14%	0.00%	0.00%	0.67%	9.81%
2023 Q1	48.64%	22.42%	9.79%	5.20%	1.48%	0.00%	0.00%	0.65%	11.13%
2023 Q2	47.28%	24.65%	12.01%	4.58%	1.51%	0.00%	0.00%	0.66%	8.79%
2023 Q3	45.63%	26.04%	13.32%	4.85%	1.29%	0.00%	0.00%	0.33%	7.97%

*CONTINUOUS TRADING - EXCLUDING INTENTIONAL CROSSES, ODD LOTS AND AUCTIONS

Top Traded Symbols

SYMBOL	2023 Q3 - VOLUME	SYMBOL	2023 Q3 - VALUE
HNU	171,366,277	XIU	\$3,835,014,631
XIU	125,621,015	ZEB	\$2,621,959,046
XEG	82,785,034	HNU	\$2,417,995,319
ZEB	79,272,377	ZSP	\$1,842,840,987
HOD	75,645,069	HND	\$1,366,803,495
HQU	63,859,492	XEG	\$1,328,574,779
HQD	44,612,608	VFV	\$1,156,751,824
HOU	42,389,821	HQU	\$908,919,947
DLR	35,467,634	HQD	\$863,848,626
ZSP	28,070,382	XSP	\$795,660,131

NOTE: INCLUDING AUCTIONS, ODD LOTS, INTENTIONAL CROSSES - ALPHA AND TSX

Top Traded Fund Families

FUND FAMILY	2023 Q3 - VOLUME	FUND FAMILY	2023 Q3 - VALUE
Horizons ETFs	675,107,485	RBC iShares	\$12,213,437,657
RBC iShares	446,368,591	Horizons ETFs	\$11,966,158,685
BMO ETF	249,303,065	BMO ETF	\$7,567,519,917
Vanguard Canada	75,653,643	Vanguard Canada	\$3,714,709,753
Purpose Investments	67,514,577	Purpose Investments	\$859,288,638
CI Global Asset Management	47,877,462	CI Global Asset Management	\$712,116,709
Hamilton ETFs	37,823,993	Hamilton ETFs	\$564,674,087
Harvest ETFs	31,204,613	TD ETFs	\$463,760,874
TD ETFs	20,638,510	Invesco Canada	\$339,332,208
-	12,433,822	Harvest ETFs	\$305,042,138

NOTE: INCLUDING AUCTIONS, ODD LOTS, INTENTIONAL CROSSES - ALPHA AND TSX

New ETF Listings

Q3 2023

NAME	FUND FAMILY	LISTING DATE	SYMBOL
Horizons Enhanced Equal Weight Canadian Banks Covered Call ETF	Horizons ETF	July 6, 2023	BKCL
Horizons Enhanced Equal Weight Banks Index ETF	Horizons ETF	July 6, 2023	BNKL
Horizons Enhanced S&P/TSX 60 Index ETF	Horizons ETF	July 6, 2023	CANL
Horizons Enhanced US Large Cap Equity Covered Call ETF	Horizons ETF	July 6, 2023	USCL
Horizons Equal Weight Banks Index ETF	Horizons ETF	July 6, 2023	HBNK
Horizons Enhanced Canadian Large Cap Equity Covered Call ETF	Horizons ETF	July 6, 2023	CNCL
Guardian Ultra-Short Canadian T-Bill Fund	Guardian Capital	July 11, 2023	GCTB
Guardian Ultra-Short U.S. T-Bill Fund	Guardian Capital	July 11, 2023	GUTB
Evolve NASDAQ Technology Index Fund	Evolve ETFs	July 12, 2023	QQQT
CI Money Market ETF	CI GAM	July 25, 2023	CMNY
CI U.S. Money Market ETF	CI GAM	July 25, 2023	UMNY
Invesco International Developed Dynamic-Multifactor Index ETF	Invesco	July 27, 2023	IIMF
Invesco Morningstar Global Energy Transition Index ETF	Invesco	July 27, 2023	IGET
Invesco Russell 1000 Dynamic-Multifactor Index ETF	Invesco	July 27, 2023	IUMF
Forstrong Global Income ETF	Forstrong	August 10, 2023	FINC
Forstrong Global Growth ETF	Forstrong	August 10, 2023	FGRW
Forstrong Global Ex-North America Equity ETF	Forstrong	August 10, 2023	FINE
Forstrong Emerging Markets Equity ETF	Forstrong	August 10, 2023	FEME

iShares U.S. Aerospace & Defense Index ETF	BlackRock/iShares	September 12, 2023	XAD
iShares Semiconductor Index ETF	BlackRock/iShares	September 12, 2023	XCHP
iShares S&P/TSX Energy Transition Materials Index ETF	BlackRock/iShares	September 12, 2023	XETM
iShares S&P U.S. Financials Index ETF	BlackRock/iShares	September 12, 2023	XUSF
iShares NASDAQ 100 Index ETF	BlackRock/iShares	September 12, 2023	XQQU
Hamilton U.S. Bond Yield Maximizer ETF	Hamilton Capital	September 15, 2023	HBND
Harvest Premium Yield Treasury ETF	Harvest Portfolios	September 28, 2023	HPYT

For more Information

GRAHAM MACKENZIE

Managing Director, Exchange Traded Products,
Toronto Stock Exchange

T +1 416 947-4534

E graham.mackenzie@tmx.com

T @tsx_tsxv

KEITH WU

Head, Exchange Traded Products
Toronto Stock Exchange

T + 1 416 389-1910

E keith.wu@tmx.com

T @tsx_tsxv

tmx.com/etf

©2023 TSX Inc. All rights reserved. The information in this document is provided for informational purposes only. Neither TMX Group Limited nor any of its affiliates represents, warrants or guarantees the completeness or accuracy of the information contained in this document and they are not responsible for any errors or omissions in or your use of, or reliance on, the information. The information in this document is provided with the express condition, to which by making use thereof you expressly consent, that no liability shall be incurred by TMX Group Limited and/or any of its affiliates as a result of any errors or omissions herein or any use or reliance upon the information. The information provided in this document is not an invitation to purchase securities listed on Toronto Stock Exchange. TMX Group Limited and its affiliates do not endorse or recommend any of the referenced securities or issuers, and this document does not, nor should it be construed as, providing any trading, legal, accounting, tax, investment, business, financial or other advice, and you should not rely on it for such purposes. Professional advisors should be consulted. Listing on Toronto Stock Exchange does not guarantee the future performance of a security or an issuer. "S&P" is a trademark owned by Standard & Poor's Financial Services LLC, and "TSX" is a trademark owned by TSX Inc. The Future is Yours to See., TMX, the TMX design, TMX Group, Toronto Stock Exchange, TSX and Voir le futur. Réaliser l'avenir. are trademarks of TSX Inc. All other trademarks herein are the property of their respective owners.