

Four Takeaways For Investors

The following are some key observations of the TSX and TSX Venture Exchange markets:

1. MARKETS DOWN IN AUGUST

August saw negative performances across all market cap segments: Large Cap -1%, Mid Cap -3%, Small Cap -2%, and Micro Cap -5%.

2. RESOURCE SECTORS ON TOP

Resource sectors were the top performing in August across 2 out of 4 segments: Oil & Gas up +5% in Large Cap and Mining up +1% in Small Cap.

3. ENERGY TOP PERFORMING INDEX

The S&P/TSX Energy Index was the top performing index in August with a gain of +7%.

4. DOLLAR VALUE TRADED TRENDS UP & DOWN

Dollar value traded in August is up compared to last month (+4%), but down from the same month last year (-9%).

[CLICK HERE !\[\]\(cf531ed27e91483460120fcc057b3901_img.jpg\)](#) FOR MORE INFORMATION

 [SUBSCRIBE TO OUR MARKET INTELLIGENCE REPORTS](#)

AUGUST 2023

Investor Insights

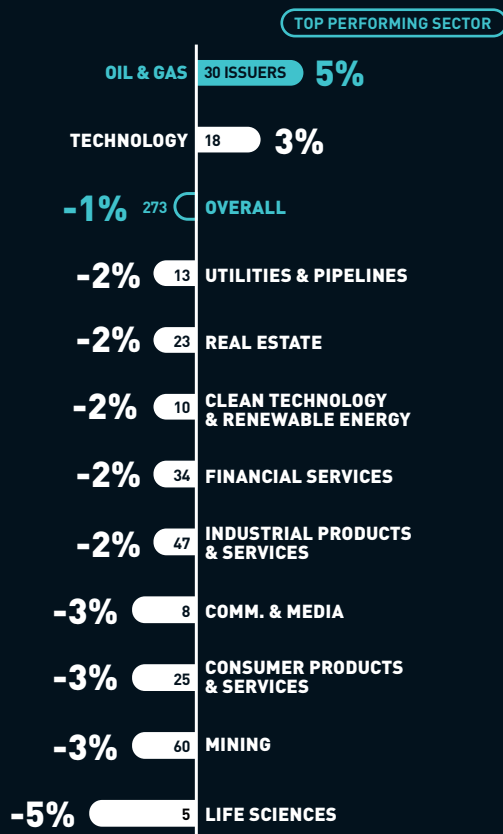
Brought to you by **Toronto Stock Exchange** and **TSX Venture Exchange**.

Large Cap

MARKET CAP >\$1 BILLION

AUGUST 2023

Average Share Price Performance by Sector



August 2023 Share Price Performance

	TICKER	SHARE PRICE PERFORMANCE	SHARE PRICE 31/08/2023 (CAD)
Hammerhead Energy Inc.	TSX:HHRS	24%	\$14.30
MDA Ltd.	TSX:MDA	24%	\$10.34
Wesdome Gold Mines Ltd.	TSX:WDO	21%	\$8.45
Tilray Brands, Inc.	TSX:TLRY	20%	\$3.98
Altus Group Ltd.	TSX:AIF	18%	\$52.04
Artemis Gold Inc.	TSXV:ARTG	17%	\$6.11
Colliers International Group Inc.	TSX:CIGI	17%	\$156.11
Docebo Inc.	TSX:DCBO	16%	\$59.03
Trican Well Service Ltd.	TSX:TCW	15%	\$4.78
SNC-Lavalin Group Inc.	TSX:SNC	15%	\$44.03

Oil & Gas

TOP COMPANIES	TICKER	SHARE PRICE PERFORMANCE	SHARE PRICE 31/08/2023 (CAD)
Hammerhead Energy Inc.	TSX:HHRS	24%	\$14.30
Suncor Energy Inc.	TSX:SU	11%	\$45.77
Athabasca Oil Corp.	TSX:ATH	10%	\$3.75
Peyto Exploration & Development Corp.	TSX:PEY	10%	\$12.55
Kelt Exploration Ltd.	TSX:KEL	10%	\$7.02
Canadian Natural Resources Ltd.	TSX:CNQ	9%	\$87.42
NuVista Energy Ltd.	TSX:NVA	9%	\$12.40
Imperial Oil Ltd.	TSX:IMO	8%	\$76.73
Cenovus Energy Inc.	TSX:CVE	7%	\$26.94
Vermilion Energy Inc.	TSX:VET	7%	\$19.68

Most Active in August 2023

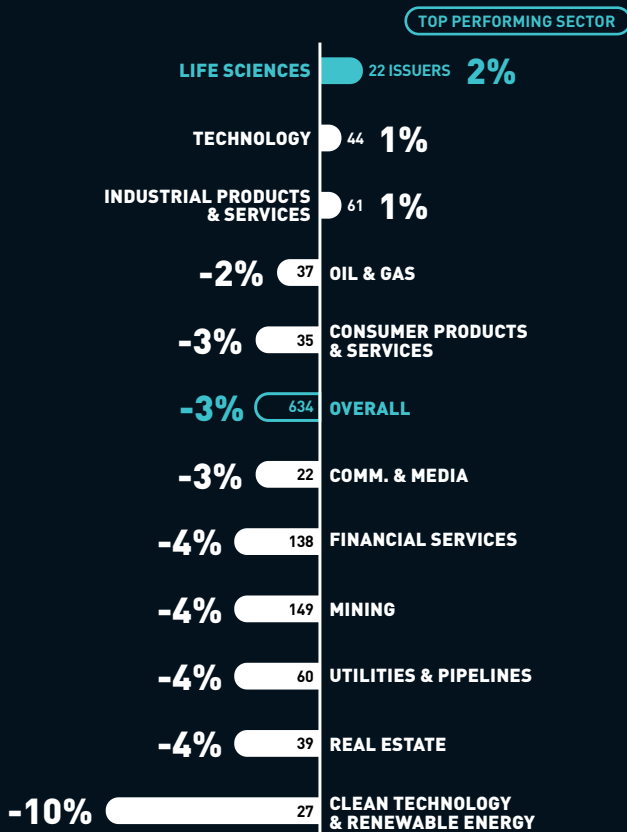
	TICKER	VOLUME TRADED (millions of shares)
Suncor Energy Inc.	TSX:SU	485.6
Enbridge Inc.	TSX:ENB	353.4
Manulife Financial Corp.	TSX:MFC	321.3
Canadian Natural Resources Ltd.	TSX:CNQ	256.8
Cenovus Energy Inc.	TSX:CVE	223.0
The Toronto-Dominion Bank	TSX:TD	179.4
TC Energy Corp.	TSX:TRP	168.6
Great-West Lifeco Inc.	TSX:GWO	166.8
Baytex Energy Corp.	TSX:BTE	162.5
Tourmaline Oil Corp.	TSX:TOU	158.7

Mid Cap

MARKET CAP \$100 MILLION TO \$1 BILLION

AUGUST 2023

Average Share Price Performance by Sector



August 2023 Share Price Performance

	TICKER	SHARE PRICE PERFORMANCE	SHARE PRICE 31/08/2023 (CAD)
Telesat Corp.	TSX:TSAT	119%	\$26.94
HPQ Silicon Inc.	TSXV:HPQ	60%	\$0.38
TerrAscend Corp.	TSX:TSND	51%	\$2.80
E3 Lithium Ltd.	TSXV:ETL	49%	\$3.97
IsoEnergy Ltd.	TSXV:ISO	42%	\$3.59
VerticalScope Holdings Inc.	TSX:FORA	33%	\$5.79
CES Energy Solutions Corp.	TSX:CEU	31%	\$3.68
Rivalry Corp.	TSXV:RVLY	30%	\$1.70
Laramide Resources Ltd.	TSX:LAM	29%	\$0.58
Ur-Energy Inc.	TSX:URE	29%	\$1.80

Life Sciences

TOP COMPANIES	TICKER	SHARE PRICE PERFORMANCE	SHARE PRICE 31/08/2023 (CAD)
TerrAscend Corp.	TSX:TSND	51%	\$2.80
Nervgen Pharma Corp.	TSXV:NGEN	25%	\$2.05
Spectral Medical Inc.	TSX:EDT	20%	\$0.39
Canopy Growth Corp.	TSX:WEED	18%	\$0.77
Quipt Home Medical Corp.	TSX:QIPT	16%	\$8.05
Organigram Holdings Inc.	TSX:OGI	13%	\$2.25
BriaCell Therapeutics Corp.	TSX:BCT	11%	\$9.70
Cipher Pharmaceuticals Inc.	TSX:CPH	6%	\$3.96
Eupraxia Pharmaceuticals Inc.	TSX:EPRX	5%	\$8.00
Hamilton Thorne Ltd.	TSXV:HTL	1%	\$1.40

Most Active in August 2023

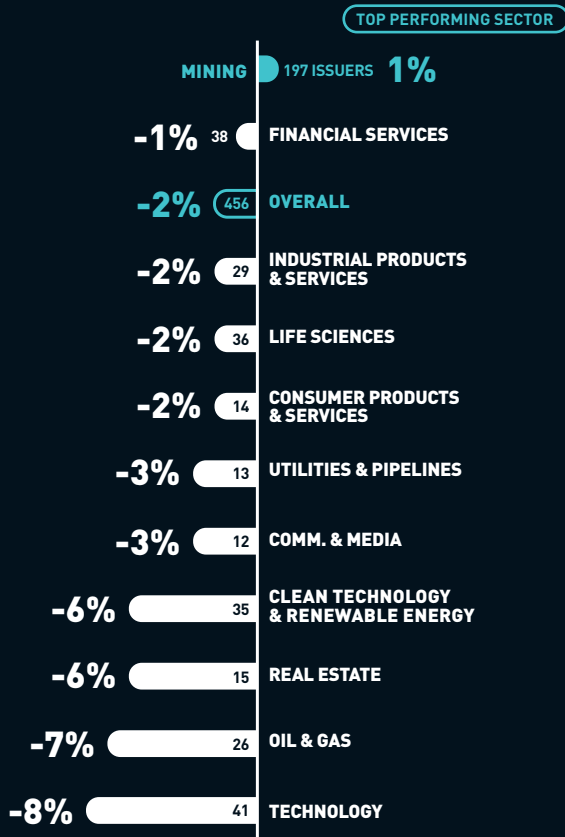
	TICKER	VOLUME TRADED (millions of shares)
Canopy Growth Corp.	TSX:WEED	245.1
Hut 8 Mining Corp.	TSX:HUT	111.6
Argonaut Gold Inc.	TSX:AR	82.6
Bitfarms Ltd.	TSX:BITF	66.2
Converge Technology Solutions Corp.	TSX:CTS	39.2
Surge Battery Metals Inc.	TSXV:NILI	37.3
Fission Uranium Corp.	TSX:FCU	37.1
Pipestone Energy Corp.	TSX:PIPE	37.0
Global Atomic Corp.	TSX:GLO	36.0
CES Energy Solutions Corp.	TSX:CEU	36.0

Small Cap

MARKET CAP \$25 MILLION TO \$100 MILLION

AUGUST 2023

Average Share Price Performance by Sector



August 2023 Share Price Performance

	TICKER	SHARE PRICE PERFORMANCE	SHARE PRICE 31/08/2023 (CAD)
Aston Bay Holdings Ltd.	TSXV:BAY	463%	\$0.23
Lavras Gold Corp.	TSXV:LGC	340%	\$1.10
Founders Metals Inc.	TSXV:FDR	95%	\$0.71
Resouro Gold Inc.	TSXV:RAU	88%	\$0.46
Volt Lithium Corp.	TSXV:VLT	68%	\$0.34
Homerun Resources Inc.	TSXV:HMR	54%	\$0.74
Midnight Sun Mining Corp.	TSXV:MMA	50%	\$0.33
Anfield Energy Inc.	TSXV:AEC	50%	\$0.08
Avicanna Inc.	TSX:AVCN	46%	\$0.43
CoTec Holdings Corp.	TSXV:CTH	45%	\$0.80

Mining

TOP COMPANIES	TICKER	SHARE PRICE PERFORMANCE	SHARE PRICE 31/08/2023 (CAD)
Aston Bay Holdings Ltd.	TSXV:BAY	463%	\$0.23
Lavras Gold Corp.	TSXV:LGC	340%	\$1.10
Founders Metals Inc.	TSXV:FDR	95%	\$0.71
Resouro Gold Inc.	TSXV:RAU	88%	\$0.46
Volt Lithium Corp.	TSXV:VLT	68%	\$0.34
Homerun Resources Inc.	TSXV:HMR	54%	\$0.74
Midnight Sun Mining Corp.	TSXV:MMA	50%	\$0.33
Anfield Energy Inc.	TSXV:AEC	50%	\$0.08
Corsa Coal Corp.	TSXV:CSO	40%	\$0.74
Superior Mining International Corp.	TSXV:SUI	39%	\$0.47

Most Active in August 2023

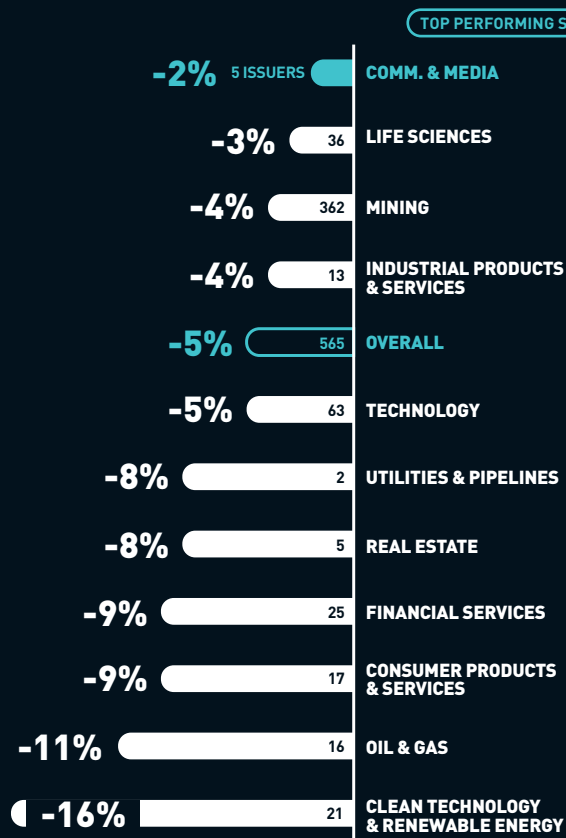
	TICKER	VOLUME TRADED (millions of shares)
Aston Bay Holdings Ltd.	TSXV:BAY	143.2
Prospera Energy Inc.	TSXV:PEI	32.0
GoviEx Uranium Inc.	TSXV:GXU	30.6
Avicanna Inc.	TSX:AVCN	28.1
Cielo Waste Solutions Corp.	TSXV:CMC	26.1
NuGen Medical Devices Inc.	TSXV:NGMD	24.2
Volt Lithium Corp.	TSXV:VLT	23.4
Mega Uranium Ltd.	TSX:MGA	23.2
Electra Battery Materials Corp.	TSXV:ELBM	21.7
Mawson Gold Ltd.	TSX:MAW	21.5

Micro Cap

MARKET CAP <\$25 MILLION

AUGUST 2023

Average Share Price Performance by Sector



August 2023 Share Price Performance

	TICKER	SHARE PRICE PERFORMANCE	SHARE PRICE 31/08/2023 (CAD)
Northern Shield Resources Inc.	TSXV:NRN	144%	\$0.11
Reclaim Ltd.	TSXV:MYID	138%	\$0.10
Portofino Resources Inc.	TSXV:POR	138%	\$0.10
Pegasus Resources Inc.	TSXV:PEGA	131%	\$0.19
Decade Resources Ltd.	TSXV:DEC	124%	\$0.19
Transatlantic Mining Corp.	TSXV:TCO	122%	\$0.10
San Lorenzo Gold Corp.	TSXV:SLG	117%	\$0.13
Avante Mining Corp.	TSXV:AVA	107%	\$0.15
Baru Gold Corp.	TSXV:BARU	100%	\$0.05
Bedford Metals Corp.	TSXV:BFM	100%	\$0.24

Comm. & Media

TOP COMPANIES	TICKER	SHARE PRICE PERFORMANCE	SHARE PRICE 31/08/2023 (CAD)
Stingray Group Inc.	TSX:RAY.B	4%	\$5.20
Postmedia Network Canada Corp.	TSX:PNC.A	1%	\$1.55
FP Newspapers Inc.	TSXV:FP	-1%	\$0.80
BCE Inc.	TSX:BCE.PR.N	-3%	\$16.75
Glacier Media Inc.	TSX:GVC	-9%	\$0.15

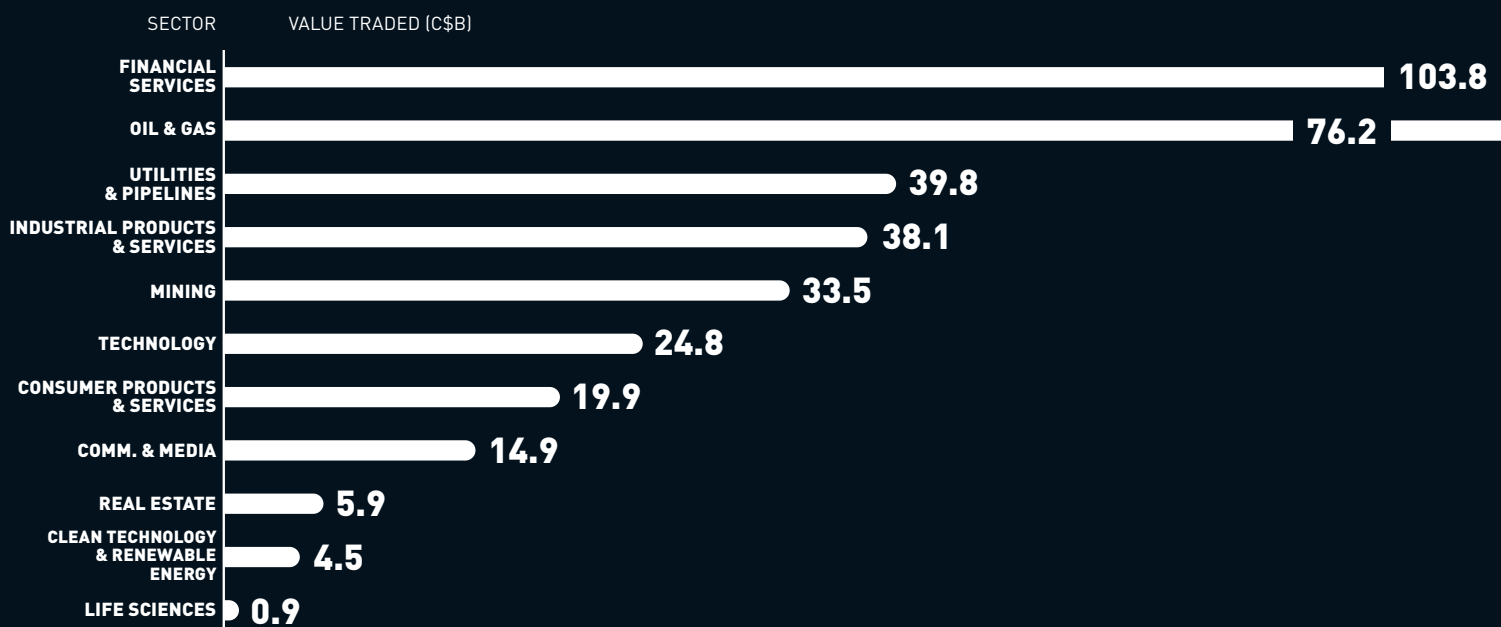
Most Active in August 2023

	TICKER	VOLUME TRADED (millions of shares)
Decade Resources Ltd.	TSXV:DEC	55.6
Metalex Ventures Ltd.	TSXV:MTX	31.4
Baru Gold Corp.	TSXV:BARU	29.8
Maritime Resources Corp.	TSXV:MAE	29.0
Pacific Empire Minerals Corp.	TSXV:PEMC	23.9
RevoluGROUP Canada Inc.	TSXV:REVO	23.5
Lifeist Wellness Inc.	TSXV:LFST	23.0
Portofino Resources Inc.	TSXV:POR	22.5
Purepoint Uranium Group Inc.	TSXV:PTU	22.1
Maple Gold Mines Ltd.	TSXV:MGM	21.3

Top TSX and TSXV Indices in August 2023

	Performance
S&P/TSX Energy Index	7%
S&P/TSX Health Care Index	3%
S&P/TSX Consumer Staples Index	1%
S&P/TSX Venture Energy Index	1%
S&P/TSX Information Technology Index	1%
S&P/TSX Industrials Index	-1%
S&P/TSX Composite Index	-2%
S&P/TSX 60 Index	-2%
S&P/TSX Communication Services Index	-2%
S&P/TSX Venture Financials Index	-2%

Value Traded by Sector in August 2023



For more information contact:

RICHARD GOODMAN

Managing Director, Global Capital Development & Business Transformation

E richard.goodman@tmx.com

tsx.com/mig

As at August 31, 2023, unless otherwise noted. Companies were subject to a minimum trading value to qualify for analysis. ©2023 TSX Inc. All rights reserved. The information in this document is provided for informational purposes only. This document, and certain of the information contained in this document, is TSX Inc.'s proprietary information. Do not disclose, copy, distribute, sell or modify this document or any of its contents without TSX Inc.'s prior written consent. Neither TMX Group Limited nor any of its affiliates represents, warrants or guarantees the completeness or accuracy of the information contained in this document and they are not responsible for any errors or omissions in or your use of, or reliance on, the information. The information in this document is provided with the express condition, to which by making use thereof you expressly consent, that no liability shall be incurred by TMX Group Limited and/or any of its affiliates as a result of any errors or omissions herein or any use or reliance upon the information. TMX Group Limited and its affiliates are not responsible for any errors or omissions in, or your use of, information accessed through links to any third party sites, and the views, comments, opinions and advice of any third party, in this document or on any third party site, reflect those of the individual authors only and are not necessarily endorsed by TMX Group Limited and its affiliates. TMX Group Limited and its affiliates have not prepared, reviewed or updated the content of any third party sites, and assume no responsibility for such information. The information provided is not an invitation to purchase securities listed on Toronto Stock Exchange or TSX Venture Exchange. TMX Group Limited and its affiliates do not endorse or recommend any of the referenced securities or issuers, and this document does not, nor should it be construed as, providing any trading, legal, accounting, tax, investment, business, financial or other advice, and you should not rely on it for such purposes. Professional advisors should be consulted. Listing on Toronto Stock Exchange or TSX Venture Exchange does not guarantee the future performance of a security or an issuer. The S&P/TSX 60 Index and the S&P/TSX Composite Index (the "S&P/TSX Indices") are products of S&P Dow Jones Indices LLC or its affiliates ("SPDJI") and TSX Inc. ("TSX"). Standard & Poor's® and S&P® are registered trademarks of Standard & Poor's Financial Services LLC ("S&P"); Dow Jones® is a registered trademark of Dow Jones Trademark Holdings LLC ("Dow Jones"); and TSX® is a registered trademark of TSX, SPDJI, Dow Jones, S&P, their respective affiliates and TSX do not sponsor, endorse, sell or promote any products based on the S&P/TSX Indices and none of such parties make any representation regarding the advisability of investing in such product(s) nor do they have any liability for any errors, omissions or interruptions of the S&P/TSX Indices or any data related thereto. TMX, the TMX design, Toronto Stock Exchange, TSX, TSXV, TSX Venture Exchange, The Future is Yours to See, and Voir le futur. Réaliser l'avenir, are the trademarks of TSX Inc. All other trademarks used herein are the property of their respective owners.