

# Four Takeaways For Investors

The following are some key observations of the TSX and TSX Venture Exchange markets:

## 1. MARKETS UP IN JULY

July saw positive performances across all market cap segments: Large Cap +4%, Mid Cap +4%, Small Cap +3%, and Micro Cap +1%.

## 2. OIL & GAS SECTOR ON TOP

Oil & Gas was the top performing sector in July across 2 out of 4 segments: +11% in Large Cap and +9% in Mid Cap; 3rd best performing sector in Small Cap (+6%) and Micro Cap (+6%).

## 3. HEALTH CARE TOP PERFORMING INDEX

The S&P/TSX Health Care Index was the top performing index in July with a gain of +21%.

## 4. DOLLAR VALUE TRADED TRENDS DOWN

Dollar value traded in July is down compared to last month (-11%), and the same month last year (-1%).

[CLICK HERE !\[\]\(cf531ed27e91483460120fcc057b3901\_img.jpg\)](#) FOR MORE INFORMATION

 [SUBSCRIBE TO OUR MARKET INTELLIGENCE REPORTS](#)

---

JULY 2023

---

# Investor Insights

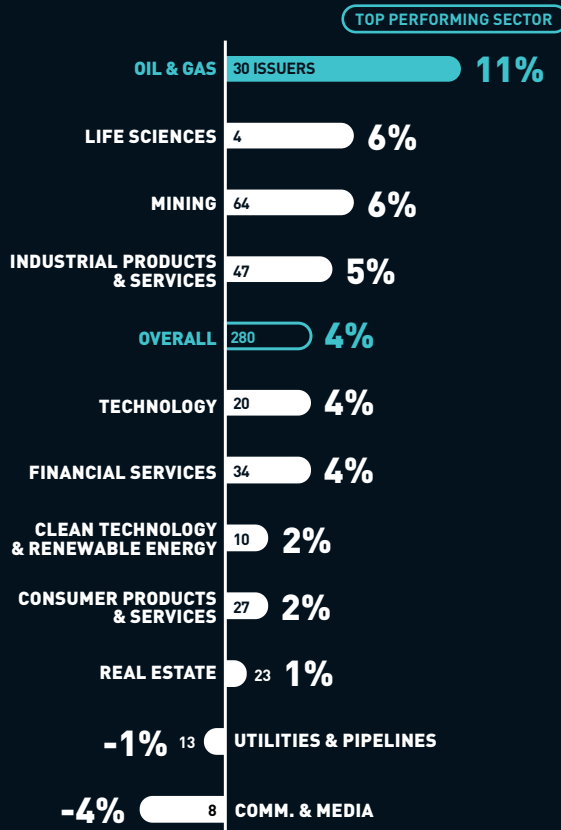
Brought to you by **Toronto Stock Exchange** and **TSX Venture Exchange**.

# Large Cap

MARKET CAP >\$1 BILLION

JULY 2023

## Average Share Price Performance by Sector



## July 2023 Share Price Performance

	TICKER	SHARE PRICE PERFORMANCE	SHARE PRICE 31/07/2023 (CAD)
Tilray Brands, Inc.	TSX:TLRY	61%	\$3.31
Celestica Inc.	TSX:CLS	51%	\$28.98
Precision Drilling Corp.	TSX:PD	35%	\$87.57
First Quantum Minerals Ltd.	TSX:FM	25%	\$39.11
Ivanhoe Electric Inc.	TSX:IE	24%	\$21.36
HudBay Minerals Inc.	TSX:HBM	24%	\$7.86
Baytex Energy Corp.	TSX:BTE	23%	\$5.32
Bausch Health Companies Inc.	TSX:BHC	21%	\$12.82
Ovintiv Inc.	TSX:OVV	21%	\$60.78
Laurentian Bank Of Canada	TSX:LB	20%	\$39.73

## Oil & Gas

TOP COMPANIES	TICKER	SHARE PRICE PERFORMANCE	SHARE PRICE 31/07/2023 (CAD)
Baytex Energy Corp.	TSX:BTE	23%	\$5.32
Ovintiv Inc.	TSX:OVV	21%	\$60.78
Hammerhead Energy Inc.	TSX:HHRS	20%	\$11.51
Crescent Point Energy Corp.	TSX:CPG	20%	\$10.69
Athabasca Oil Corp.	TSX:ATH	18%	\$3.40
Headwater Exploration Inc.	TSX:HWX	17%	\$7.43
Enerplus Corp.	TSX:ERF	15%	\$22.06
Kelt Exploration Ltd.	TSX:KEL	14%	\$6.37
International Petroleum Corp.	TSX:IPCO	14%	\$12.34
Whitecap Resources Inc.	TSX:WCP	14%	\$10.53

## Most Active in July 2023

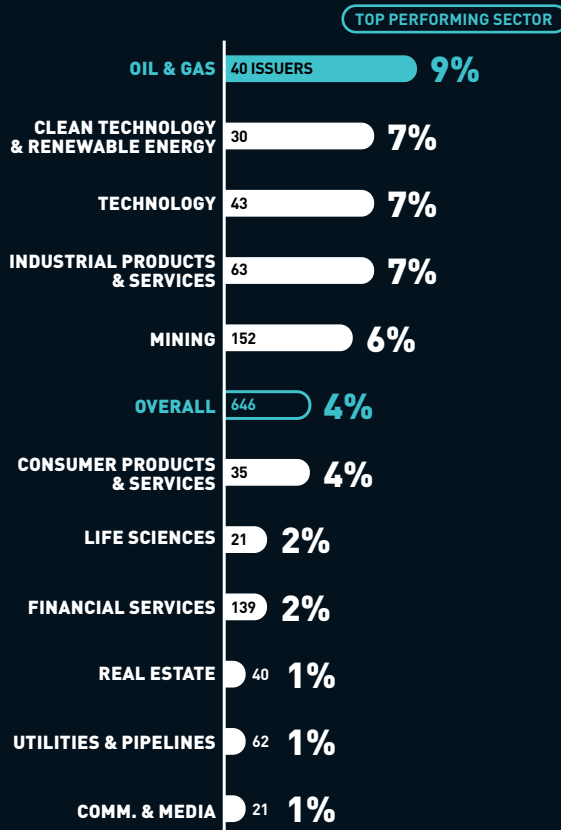
	TICKER	VOLUME TRADED (millions of shares)
TC Energy Corp.	TSX:TRP	319.6
The Toronto-Dominion Bank	TSX:TD	295.4
Enbridge Inc.	TSX:ENB	281.8
Royal Bank of Canada	TSX:RY	240.9
Suncor Energy Inc.	TSX:SU	223.1
Canadian Natural Resources Ltd.	TSX:CNQ	218.3
Manulife Financial Corp.	TSX:MFC	215.1
The Bank of Nova Scotia	TSX:BNS	193.8
Hut 8 Mining Corp.	TSX:HUT	186.3
Cenovus Energy Inc.	TSX:CVE	184.0

# Mid Cap

MARKET CAP \$100 MILLION TO \$1 BILLION

JULY 2023

## Average Share Price Performance by Sector



## July 2023 Share Price Performance

	TICKER	SHARE PRICE PERFORMANCE	SHARE PRICE 31/07/2023 (CAD)
Polymet Mining Corp.	TSX:POM	164%	\$2.75
Rusoro Mining Ltd.	TSXV:RML	89%	\$0.44
Greenpower Motor Company Inc.	TSXV:GPV	75%	\$6.04
Bragg Gaming Group Inc.	TSX:BRAG	73%	\$7.06
Dialogue Health Technologies Inc.	TSX:CARE	64%	\$5.08
Gold Reserve Inc.	TSXV:GRZ	50%	\$3.94
Verde Agritech Ltd	TSX:NPK	48%	\$3.87
Gran Tierra Energy Inc.	TSX:GTE	45%	\$9.37
Coveo Solutions Inc.	TSX:CVO	44%	\$11.86
Cathedral Energy Services Ltd.	TSX:CET	42%	\$0.88

## Oil & Gas

TOP COMPANIES	TICKER	SHARE PRICE PERFORMANCE	SHARE PRICE 31/07/2023 (CAD)
Gran Tierra Energy Inc.	TSX:GTE	45%	\$9.37
Tenaz Energy Corp.	TSX:TNZ	29%	\$3.83
Valeura Energy Inc.	TSX:VLE	29%	\$2.35
Pieridae Energy Ltd.	TSX:PEA	29%	\$0.72
Touchstone Exploration Inc.	TSX:TXP	28%	\$1.36
Obsidian Energy Ltd.	TSX:OBE	22%	\$9.43
Bonterra Energy Corp.	TSX:BNE	22%	\$6.80
Saturn Oil & Gas Inc.	TSX:SOIL	20%	\$2.64
Pipestone Energy Corp.	TSX:PIPE	20%	\$2.72
Rubellite Energy Inc.	TSX:RBY	19%	\$2.00

## Most Active in July 2023

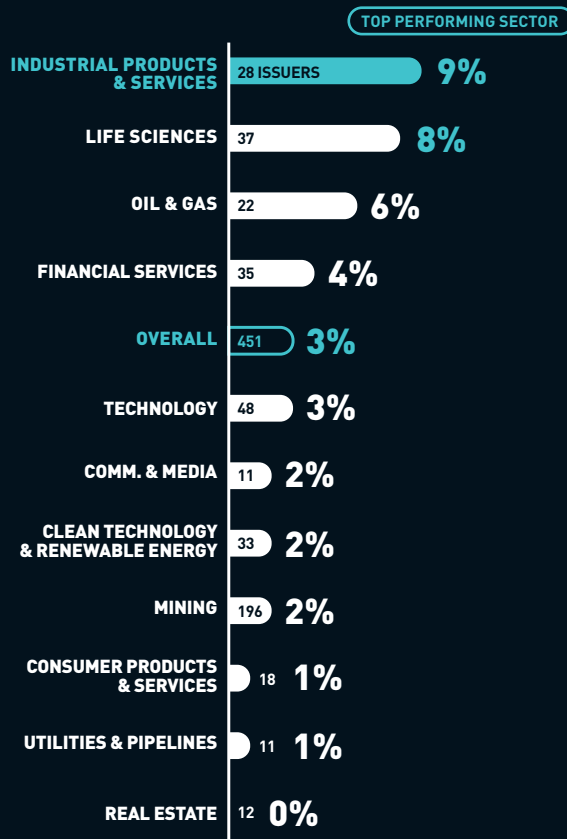
	TICKER	VOLUME TRADED (millions of shares)
Canopy Growth Corp.	TSX:WEED	293.7
Bitfarms Ltd.	TSX:BITF	102.1
Logan Energy Corp.	TSXV:LGN	75.3
Argonaut Gold Inc.	TSX:AR	53.9
Gear Energy Ltd.	TSX:GXE	52.0
WonderFi Technologies Inc.	TSX:WNDR	35.2
Trican Well Service Ltd.	TSX:TCW	32.9
Global Atomic Corp.	TSX:GLO	32.8
Aurora Cannabis Inc.	TSX:ACB	32.3
F3 Uranium Corp.	TSXV:FUU	31.0

# Small Cap

MARKET CAP \$25 MILLION TO \$100 MILLION

JULY 2023

## Average Share Price Performance by Sector



## July 2023 Share Price Performance

	TICKER	SHARE PRICE PERFORMANCE	SHARE PRICE 31/07/2023 (CAD)
VentriPoint Diagnostics Ltd.	TSXV:VPT	114%	\$0.30
IOU Financial Inc.	TSXV:IOU	100%	\$0.26
Charlotte's Web Holdings, Inc.	TSX:CWEB	85%	\$0.43
Avant Brands Inc.	TSX:AVNT	74%	\$0.24
Condor Energies Inc.	TSX:CDR	74%	\$1.58
Kobo Resources Inc.	TSXV:KRI	64%	\$0.50
Avanti Helium Corp.	TSXV:AVN	58%	\$0.76
Electra Battery Materials Corp.	TSXV:ELBM	57%	\$2.01
Everyday People Financial Corp.	TSXV:EPF	57%	\$0.36
Corsa Coal Corp.	TSXV:CSO	54%	\$0.53

## Industrial Products & Services

TOP COMPANIES	TICKER	SHARE PRICE PERFORMANCE	SHARE PRICE 31/07/2023 (CAD)
Kelso Technologies Inc.	TSX:KLS	52%	\$0.50
Vicinity Motor Corp.	TSXV:VMC	51%	\$1.72
Akita Drilling Ltd.	TSX:AKT.A	36%	\$1.75
Spark Power Group Inc.	TSX:SPG	33%	\$0.48
Source Energy Services Ltd.	TSX:SHLE	26%	\$5.40
Conifex Timber Inc.	TSX:CFF	16%	\$1.35
ADF Group Inc.	TSX:DRX	15%	\$4.43
Reko International Group Inc.	TSXV:REKO	15%	\$5.76
Stampede Drilling Inc.	TSXV:SDI	14%	\$0.25
The Caldwell Partners International Inc.	TSX:CWL	9%	\$1.12

## Most Active in July 2023

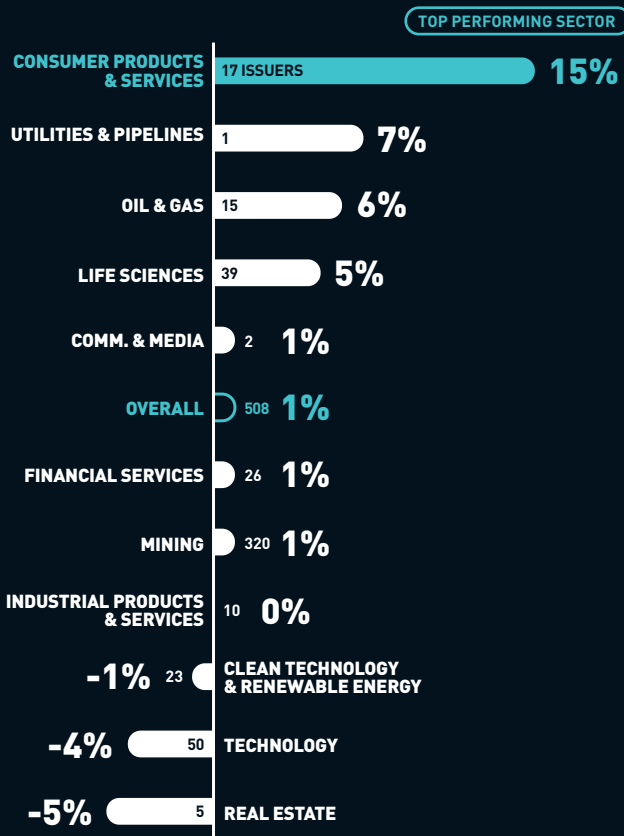
	TICKER	VOLUME TRADED (millions of shares)
GoviEx Uranium Inc.	TSXV:GXU	53.2
NG Energy International Corp.	TSXV:GASX	39.7
NuGen Medical Devices Inc.	TSXV:NGMD	32.6
Power Metals Corp.	TSXV:PWM	23.1
Surge Battery Metals Inc.	TSXV:NILI	22.9
DMG Blockchain Solutions Inc.	TSXV:DMGI	22.4
Forsys Metals Corp.	TSX:FSY	22.0
Avalon Advanced Materials Inc.	TSX:AVL	21.6
Prospera Energy Inc.	TSXV:PEI	21.2
Heliostar Metals Ltd.	TSXV:HSTR	20.9

# Micro Cap

MARKET CAP <\$25 MILLION

JULY 2023

## Average Share Price Performance by Sector



## July 2023 Share Price Performance

	TICKER	SHARE PRICE PERFORMANCE	SHARE PRICE 31/07/2023 (CAD)
Montero Mining and Exploration Ltd.	TSXV:MON	350%	\$0.14
Pool Safe Inc.	TSXV:POOL	200%	\$0.06
Centaurus Energy Inc.	TSXV:CTA	121%	\$4.30
Sulliden Mining Capital Inc.	TSX:SMC	100%	\$0.05
Delivra Health Brands Inc.	TSXV:DHB	100%	\$0.02
Vertical Exploration Inc.	TSXV:VERT	90%	\$0.10
Winshear Gold Corp.	TSXV:WINS	89%	\$0.18
Appili Therapeutics Inc.	TSX:APLI	83%	\$0.06
KORE Mining Ltd.	TSXV:KORE	71%	\$0.06
Canada Carbon Inc.	TSXV:CCB	71%	\$0.06

## Consumer Products & Services

TOP COMPANIES	TICKER	SHARE PRICE PERFORMANCE	SHARE PRICE 31/07/2023 (CAD)
Pool Safe Inc.	TSXV:POOL	200%	\$0.06
General Assembly Holdings Ltd.	TSXV:GA	50%	\$0.03
ESE Entertainment Inc.	TSXV:ESE	46%	\$0.21
Diamond Estates Wines & Spirits Inc.	TSXV:DWS	32%	\$0.50
Flow Beverage Corp.	TSX:FLOW	13%	\$0.47
PesoRama Inc.	TSXV:PESO	13%	\$0.26
WestBond Enterprises Corp.	TSXV:WBE	5%	\$0.23
Coho Collective Kitchens Inc.	TSXV:COHO	5%	\$0.23
Auxly Cannabis Group Inc.	TSX:XLY	0%	\$0.02
Odd Burger Corp.	TSXV:ODD	0%	\$0.24

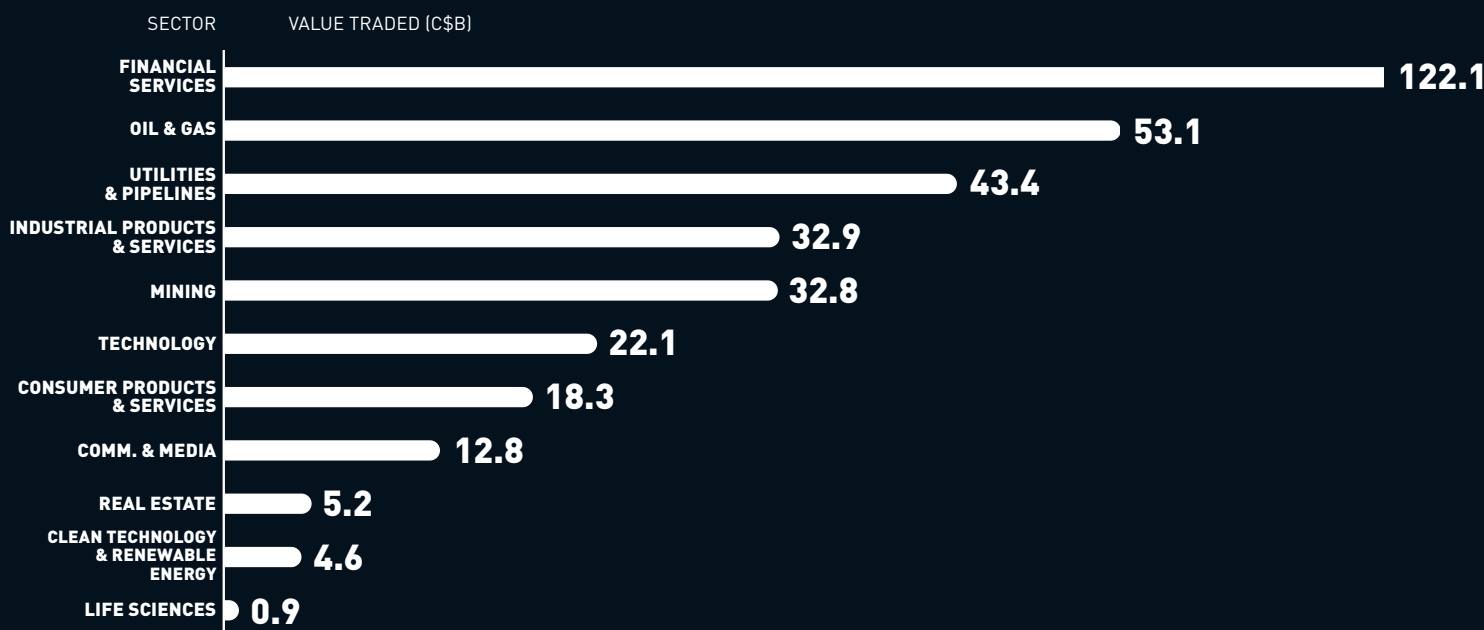
## Most Active in July 2023

	TICKER	VOLUME TRADED (millions of shares)
Euro Sun Mining Inc.	TSX:ESM	56.5
Contact Gold Corp.	TSXV:C	54.2
OMAI Gold Mines Corp.	TSXV:OMG	32.0
Vertical Exploration Inc.	TSXV:VERT	25.1
A.I.S. Resources Ltd.	TSXV:AIS	22.2
Edison Lithium Corp.	TSXV:EDDY	20.4
Standard Uranium Ltd.	TSXV:STND	19.8
CubicFarm Systems Corp.	TSX:CUB	19.7
Blue Sky Uranium Corp.	TSXV:BSK	18.9
Lifeist Wellness Inc.	TSXV:LFST	18.8

## Top TSX and TSXV Indices in July 2023

	Performance
S&P/TSX Health Care Index	21%
S&P/TSX Energy Index	9%
S&P/TSX Materials Index	6%
S&P/TSX Venture Real Estate Index	4%
S&P/TSX Financials Index	3%
S&P/TSX Composite Index	2%
S&P/TSX Venture Industrials Index	2%
S&P/TSX Venture Health Care Index	2%
S&P/TSX 60 Index	2%
S&P/TSX Venture Energy Index	2%

## Value Traded by Sector in July 2023



For more information contact:

**RICHARD GOODMAN**

Managing Director, Global Capital Development & Business Transformation

E richard.goodman@tmx.com

[tsx.com/mig](https://tsx.com/mig)

As at July 31, 2023, unless otherwise noted. Companies were subject to a minimum trading value to qualify for analysis. ©2023 TSX Inc. All rights reserved. The information in this document is provided for informational purposes only. This document, and certain of the information contained in this document, is TSX Inc.'s proprietary information. Do not disclose, copy, distribute, sell or modify this document or any of its contents without TSX Inc.'s prior written consent. Neither TMX Group Limited nor any of its affiliates represents, warrants or guarantees the completeness or accuracy of the information contained in this document and they are not responsible for any errors or omissions in or your use of, or reliance on, the information. The information in this document is provided with the express condition, to which by making use thereof you expressly consent, that no liability shall be incurred by TMX Group Limited and/or any of its affiliates as a result of any errors or omissions herein or any use or reliance upon the information. TMX Group Limited and its affiliates are not responsible for any errors or omissions in, or your use of, information accessed through links to any third party sites, and the views, comments, opinions and advice of any third party, in this document or on any third party site, reflect those of the individual authors only and are not necessarily endorsed by TMX Group Limited and its affiliates. TMX Group Limited and its affiliates have not prepared, reviewed or updated the content of any third party sites, and assume no responsibility for such information. The information provided is not an invitation to purchase securities listed on Toronto Stock Exchange or TSX Venture Exchange. TMX Group Limited and its affiliates do not endorse or recommend any of the referenced securities or issuers, and this document does not, nor should it be construed as, providing any trading, legal, accounting, tax, investment, business, financial or other advice, and you should not rely on it for such purposes. Professional advisors should be consulted. Listing on Toronto Stock Exchange or TSX Venture Exchange does not guarantee the future performance of a security or an issuer. The S&P/TSX 60 Index and the S&P/TSX Composite Index (the "S&P/TSX Indices") are products of S&P Dow Jones Indices LLC or its affiliates ("SPDJI") and TSX Inc. ("TSX"). Standard & Poor's® and S&P® are registered trademarks of Standard & Poor's Financial Services LLC ("S&P"); Dow Jones® is a registered trademark of Dow Jones Trademark Holdings LLC ("Dow Jones"); and TSX® is a registered trademark of TSX, SPDJI, Dow Jones, S&P, their respective affiliates and TSX do not sponsor, endorse, sell or promote any products based on the S&P/TSX Indices and none of such parties make any representation regarding the advisability of investing in such product(s) nor do they have any liability for any errors, omissions or interruptions of the S&P/TSX Indices or any data related thereto. TMX, the TMX design, Toronto Stock Exchange, TSX, TSXV, TSX Venture Exchange, The Future is Yours to See, and Voir le futur. Réaliser l'avenir, are the trademarks of TSX Inc. All other trademarks used herein are the property of their respective owners.