

Four Takeaways For Investors

The following are some key observations of the TSX and TSX Venture Exchange markets:

1. MARKETS DOWN IN MAY

May saw negative performances across all market cap segments: Large Cap -3%, Mid Cap -4%, Small Cap -4%, and Micro Cap -6%.

2. TECHNOLOGY SECTOR ON TOP

Technology was the top performing sector in May across 2 out of 4 segments: +3% in Large Cap and +2% in Mid Cap; 2nd best performing sector in Micro Cap (+5%) but was down -3% in Small Cap.

3. TSX VENTURE FINANCIALS TOP PERFORMING INDEX

The S&P/TSX Venture Financials Index was the top performing index in May with a gain of +13%.

4. DOLLAR VALUE TRADED TRENDS UP & DOWN

Dollar value traded in May is up compared to last month (+5%), but down from the same month last year (-18%).

[CLICK HERE !\[\]\(cf531ed27e91483460120fcc057b3901_img.jpg\)](#) FOR MORE INFORMATION

 [SUBSCRIBE TO OUR MARKET INTELLIGENCE REPORTS](#)

MAY 2023

Investor Insights

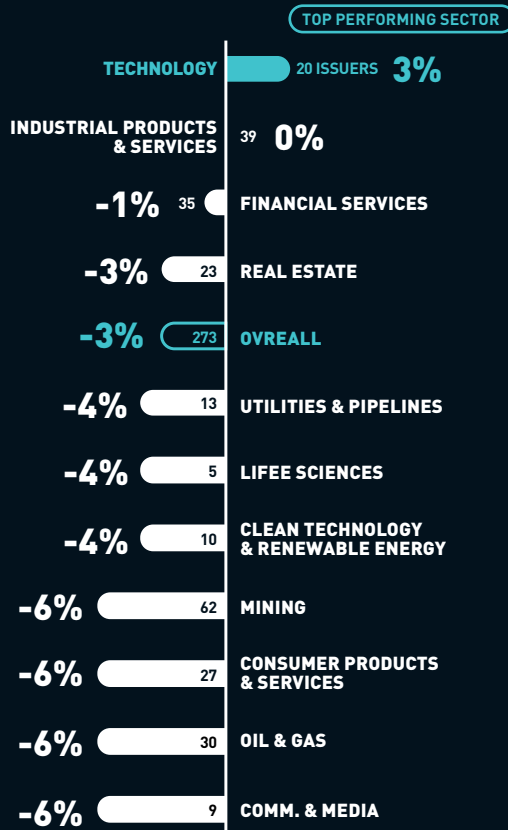
Brought to you by **Toronto Stock Exchange** and **TSX Venture Exchange**.

Large Cap

MARKET CAP >\$1 BILLION

MAY 2023

Average Share Price Performance by Sector



May 2023 Share Price Performance

	TICKER	SHARE PRICE PERFORMANCE	SHARE PRICE 31/05/2023 (CAD)
BlackBerry Limited	TSX:BB	38%	\$7.29
ShawCor Ltd.	TSX:SCL	31%	\$16.00
MDA Ltd.	TSX:MDA	28%	\$8.56
Patriot Battery Metals Inc.	TSXV:PMET	22%	\$15.31
Shopify Inc.	TSX:SHOP	18%	\$77.67
Celestica Inc.	TSX:CLS	18%	\$17.31
Element Fleet Management Corp.	TSX:EFN	16%	\$20.59
Allkem Ltd.	TSX:AKE	16%	\$12.82
goeasy Ltd.	TSX:GSY	15%	\$106.83
Stella-Jones Inc.	TSX:SJ	13%	\$60.06

Technology

TOP COMPANIES	TICKER	SHARE PRICE PERFORMANCE	SHARE PRICE 31/05/2023 (CAD)
BlackBerry Ltd.	TSX:BB	38%	\$7.29
MDA Ltd.	TSX:MDA	28%	\$8.56
Shopify Inc.	TSX:SHOP	18%	\$77.67
Celestica Inc.	TSX:CLS	18%	\$17.31
Open Text Corp.	TSX:OTEX	10%	\$56.44
Lumine Group Inc.	TSXV:LMN	10%	\$20.00
Softchoice Corp.	TSX:SFTC	9%	\$17.92
Topicus.com Inc.	TSXV:TOI	7%	\$96.32
Constellation Software Inc.	TSX:CSU	4%	\$2,768.01
Lightspeed Commerce Inc.	TSX:LSPD	3%	\$18.32

Most Active in May 2023

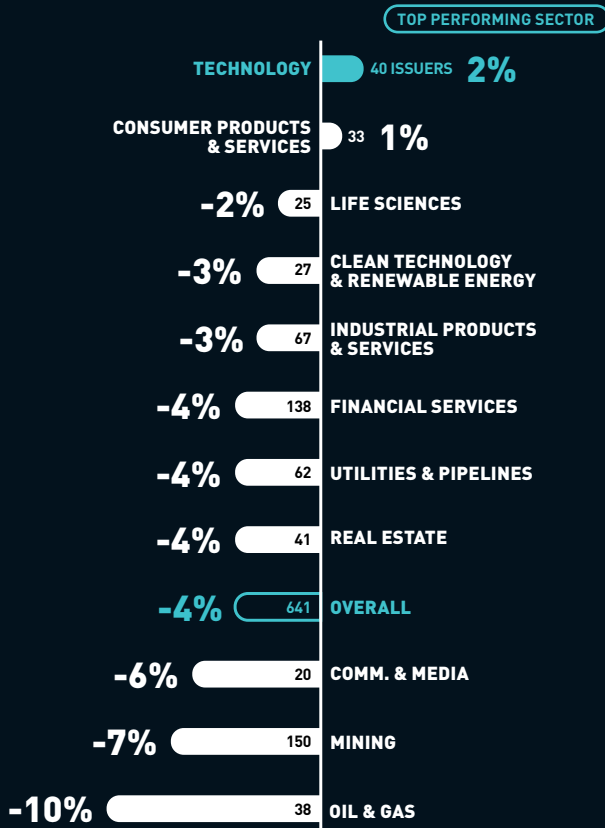
	TICKER	VOLUME TRADED (millions of shares)
Suncor Energy Inc.	TSX:SU	521.8
Enbridge Inc.	TSX:ENB	451.8
Manulife Financial Corp.	TSX:MFC	406.0
Tourmaline Oil Corp.	TSX:TOU	224.2
The Toronto-Dominion Bank	TSX:TD	208.5
Cenovus Energy Inc.	TSX:CVE	202.0
Shopify Inc.	TSX:SHOP	173.5
Canadian Natural Resources Ltd.	TSX:CNQ	168.3
Royal Bank of Canada	TSX:RY	166.2
Athabasca Oil Corp.	TSX:ATH	155.4

Mid Cap

MARKET CAP \$100 MILLION TO \$1 BILLION

MAY 2023

Average Share Price Performance by Sector



May 2023 Share Price Performance

	TICKER	SHARE PRICE PERFORMANCE	SHARE PRICE 31/05/2023 (CAD)
Minsud Resources Corp.	TSXV:MSR	92%	\$1.44
EvokAI Creative Labs Inc.	TSXV:OKAI	81%	\$2.15
Absolute Software Corp.	TSX:ABST	44%	\$15.21
Laurion Mineral Exploration Inc.	TSXV:LME	43%	\$0.50
Logistec Corp.	TSX:LGT.B	40%	\$57.43
Tucows Inc.	TSX:TC	40%	\$42.16
Cannara Biotech Inc.	TSXV:LOVE	37%	\$1.11
Transat A.T. Inc.	TSX:TRZ	31%	\$4.17
Logistec Corp.	TSX:LGT.A	27%	\$58.35
Wealth Minerals Ltd.	TSXV:WML	23%	\$0.41

Technology

TOP COMPANIES	TICKER	SHARE PRICE PERFORMANCE	SHARE PRICE 31/05/2023 (CAD)
Absolute Software Corp.	TSX:ABST	44%	\$15.21
Tucows Inc.	TSX:TC	40%	\$42.16
Hut 8 Mining Corp.	TSX:HUT	22%	\$2.93
AcuityAds Holdings Inc.	TSX:ILLM	20%	\$2.38
Xtract One Technologies Inc.	TSX:XTRA	17%	\$1.04
Real Matters Inc.	TSX:REAL	16%	\$5.89
Converge Technology Solutions Corp.	TSX:CTS	14%	\$3.76
Propel Holdings Inc.	TSX:PRL	10%	\$7.30
Coveo Solutions Inc.	TSX:CVO	10%	\$7.18
The Real Brokerage Inc.	TSX:REAX	9%	\$1.77

Most Active in May 2023

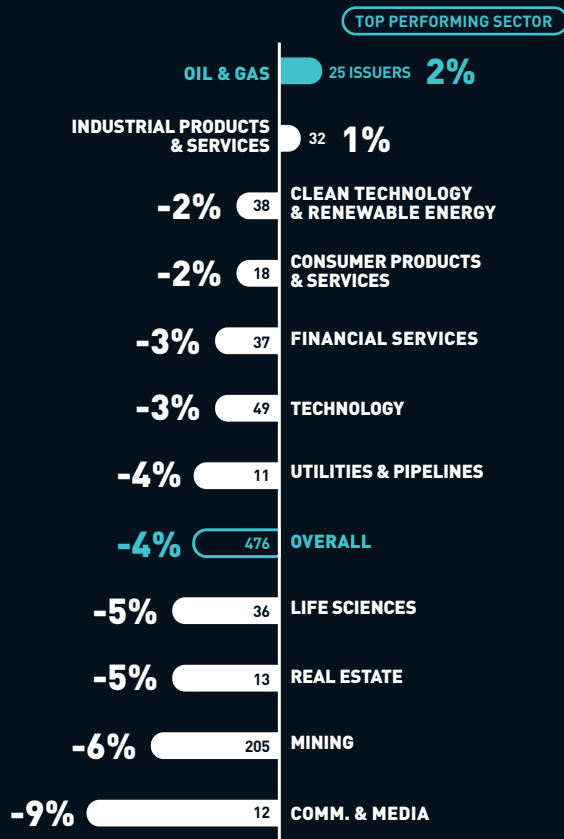
	TICKER	VOLUME TRADED (millions of shares)
Hut 8 Mining Corp.	TSX:HUT	130.9
PetroTal Corp.	TSX:TAL	129.8
Argonaut Gold Inc.	TSX:AR	119.7
Canopy Growth Corp.	TSX:WEED	73.7
Converge Technology Solutions Corp.	TSX:CTS	63.4
Bitfarms Ltd.	TSX:BITF	50.8
Calibre Mining Corp.	TSX:CXB	43.0
Aurora Cannabis Inc.	TSX:ACB	40.9
Copper Mountain Mining Corp.	TSX:CMMC	37.4
Gear Energy Ltd.	TSX:GXE	37.2

Small Cap

MARKET CAP \$25 MILLION TO \$100 MILLION

MAY 2023

Average Share Price Performance by Sector



May 2023 Share Price Performance

	TICKER	SHARE PRICE PERFORMANCE	SHARE PRICE 31/05/2023 (CAD)
Pure Energy Minerals Ltd.	TSXV:PE	116%	\$0.94
Rusoro Mining Ltd.	TSXV:RML	113%	\$0.16
Condor Energies Inc.	TSX:CDR	100%	\$0.52
Q2 Metals Corp.	TSXV:QTWO	88%	\$1.07
A2Z Smart Technologies Corp.	TSXV:AZ	73%	\$2.54
Fuelpositive Corp.	TSXV:NHHH	67%	\$0.13
Ophir Gold Corp.	TSXV:OPHR	66%	\$0.34
Electric Metals (USA) Ltd.	TSXV:EML	65%	\$0.33
Sintana Energy Inc.	TSXV:SEI	50%	\$0.26
dynaCERT Inc.	TSX:DYA	49%	\$0.26

Oil & Gas

TOP COMPANIES	TICKER	SHARE PRICE PERFORMANCE	SHARE PRICE 31/05/2023 (CAD)
Condor Energies Inc.	TSX:CDR	100%	\$0.52
Sintana Energy Inc.	TSXV:SEI	50%	\$0.26
Arrow Exploration Corp.	TSXV:AXL	40%	\$0.41
Southern Energy Corp.	TSXV:SOU	18%	\$0.37
Vital Energy Inc.	TSXV:VUX	9%	\$0.31
Tenaz Energy Corp.	TSX:TNZ	9%	\$2.36
Tethys Petroleum Ltd.	TSXV:TPL	7%	\$0.75
Prospera Energy Inc.	TSXV:PEI	5%	\$0.12
Wilton Resources Inc.	TSXV:WIL	1%	\$0.82
Source Rock Royalties Ltd.	TSXV:SRR	1%	\$0.84

Most Active in May 2023

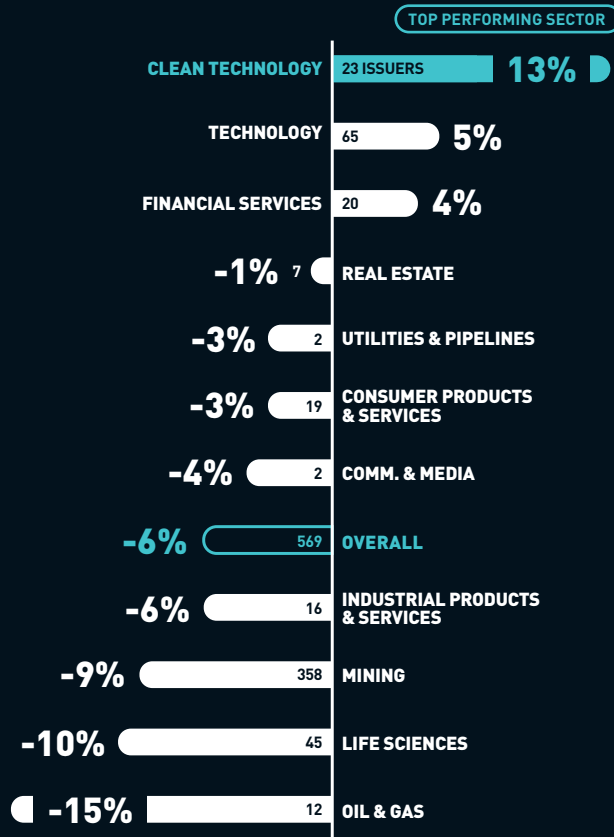
	TICKER	VOLUME TRADED (millions of shares)
Sintana Energy Inc.	TSXV:SEI.WT	43.3
Goviex Uranium Inc.	TSXV:GXU	35.8
MCF Energy Ltd	TSXV:MCF	31.2
Surge Battery Metals Inc.	TSXV:NILI	28.8
ATAC Resources Ltd.	TSXV:ATC	25.9
Cielo Waste Solutions Corp.	TSXV:CMC	22.5
Prospera Energy Inc.	TSXV:PEI	21.5
Numinus Wellness Inc.	TSX:NUMI	20.7
F3 Uranium Corp.	TSXV:FUU	20.2
Goldshore Resources Inc.	TSXV:GSHR	19.4

Micro Cap

MARKET CAP <\$25 MILLION

MAY 2023

Average Share Price Performance by Sector



May 2023 Share Price Performance

	TICKER	SHARE PRICE PERFORMANCE	SHARE PRICE 31/05/2023 (CAD)
Oceansix Future Paths Ltd.	TSXV:OSIX	400%	\$0.10
International Metals Mining Corp.	TSXV:IMM	211%	\$0.28
Coho Collective Kitchens Inc.	TSXV:COHO	182%	\$0.24
Minerva Intelligence Inc.	TSXV:MVAI	175%	\$0.06
mCloud Technologies Corp.	TSXV:MCLD	158%	\$1.03
GlobalBlock Digital Asset Trading Ltd.	TSXV:BLOK	150%	\$0.15
RIWI Corp.	TSXV:RIWI	100%	\$0.57
Klimat X Developments Inc.	TSXV:KLX	76%	\$0.15
Fremont Gold Ltd.	TSXV:FRE	75%	\$0.14
Alaska Energy Metals Corp.	TSXV:AEMC	68%	\$0.48

Clean Technology & Renewable Energy

TOP COMPANIES	TICKER	SHARE PRICE PERFORMANCE	SHARE PRICE 31/05/2023 (CAD)
Oceansix Future Paths Ltd.	TSXV:OSIX	400%	\$0.10
Klimat X Developments Inc.	TSXV:KLX	76%	\$0.15
California Nanotechnologies Corp.	TSXV:CNO	31%	\$0.17
Earthworks Industries Inc.	TSXV:EWK	25%	\$0.23
Earth Alive Clean Technologies Inc.	TSXV:EAC	25%	\$0.03
Environmental Waste International Inc.	TSXV:EWS	14%	\$0.04
Thermal Energy International Inc.	TSXV:TMG	5%	\$0.11
ATI Airtest Technologies Inc.	TSXV:AAT	0%	\$0.02
Current Water Technologies Inc.	TSXV:WATR	0%	\$0.03
Solar Alliance Energy Inc.	TSXV:SOLR	0%	\$0.08

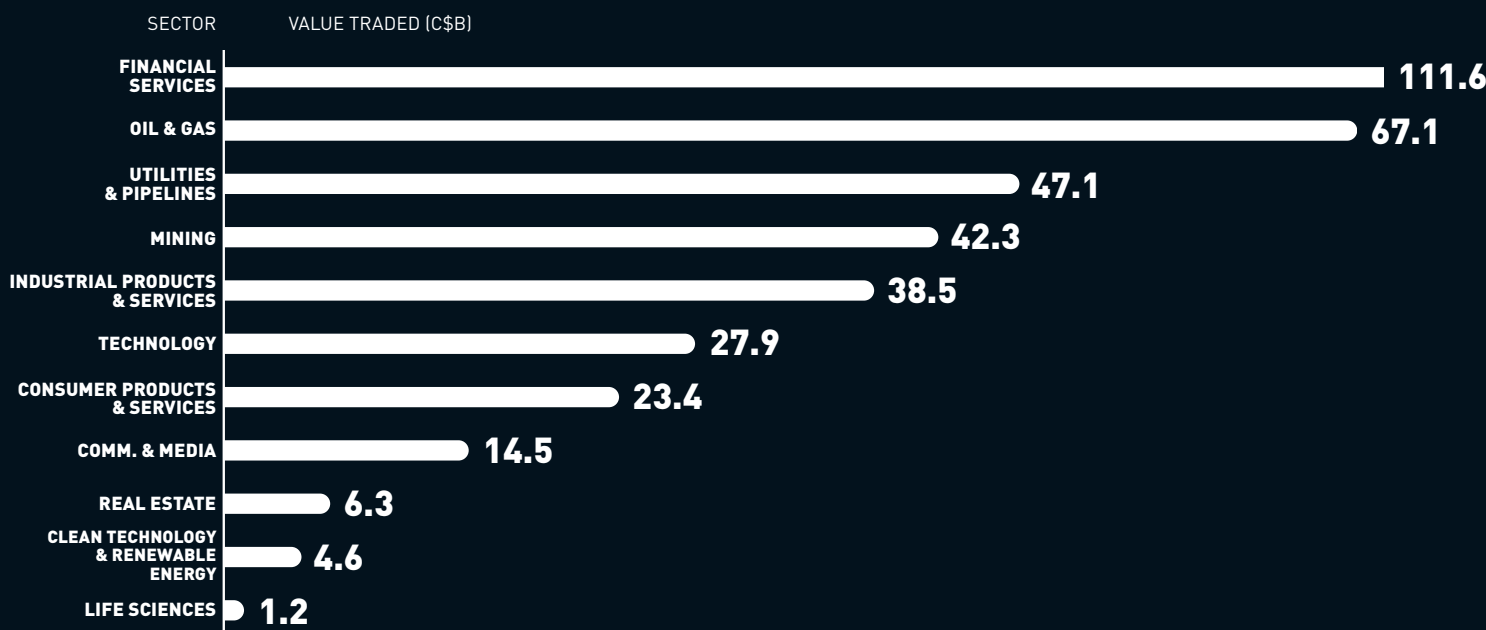
Most Active in May 2023

	TICKER	VOLUME TRADED (millions of shares)
Auxly Cannabis Group Inc.	TSX:XLY	60.9
Euro Sun Mining Inc.	TSX:ESM	39.4
Oceansix Future Paths Ltd.	TSXV:OSIX	39.1
CubicFarm Systems Corp.	TSX:CUB	30.2
A.I.S. Resources Ltd.	TSXV:AIS	23.4
DeepMarkit Corp.	TSXV:MKT	22.3
Kesselrun Resources Ltd.	TSXV:KES	21.0
Strathmore Plus Uranium Corp.	TSXV:SUU	20.7
Indigo Exploration Inc.	TSXV:IXI	20.0
Tectonic Metals Inc.	TSXV:TECT	19.2

Top TSX and TSXV Indices in May 2023

	Performance
S&P/TSX Venture Financials Index	13%
S&P/TSX Information Technology Index	9%
S&P/TSX Venture Information Technology Index	3%
S&P/TSX Venture Industrials Index	1%
S&P/TSX Utilities Index	-2%
S&P/TSX Venture Composite Index	-3%
S&P/TSX Industrials Index	-3%
S&P/TSX Venture Materials Index	-3%
S&P/TSX Consumer Discretionary Index	-4%
S&P/TSX Health Care Index	-5%

Value Traded by Sector in May 2023



For more information contact:

RICHARD GOODMAN

Managing Director, Global Capital Development & Business Transformation

E richard.goodman@tmx.com

tsx.com/mig

As at May 31, 2023, unless otherwise noted. Companies were subject to a minimum trading value to qualify for analysis. ©2023 TSX Inc. All rights reserved. The information in this document is provided for informational purposes only. This document, and certain of the information contained in this document, is TSX Inc.'s proprietary information. Do not disclose, copy, distribute, sell or modify this document or any of its contents without TSX Inc.'s prior written consent. Neither TMX Group Limited nor any of its affiliates represents, warrants or guarantees the completeness or accuracy of the information contained in this document and they are not responsible for any errors or omissions in or your use of, or reliance on, the information. The information in this document is provided with the express condition, to which by making use thereof you expressly consent, that no liability shall be incurred by TMX Group Limited and/or any of its affiliates as a result of any errors or omissions herein or any use or reliance upon the information. TMX Group Limited and its affiliates are not responsible for any errors or omissions in, or your use of, information accessed through links to any third party sites, and the views, comments, opinions and advice of any third party, in this document or on any third party site, reflect those of the individual authors only and are not necessarily endorsed by TMX Group Limited and its affiliates. TMX Group Limited and its affiliates have not prepared, reviewed or updated the content of any third party sites, and assume no responsibility for such information. The information provided is not an invitation to purchase securities listed on Toronto Stock Exchange or TSX Venture Exchange. TMX Group Limited and its affiliates do not endorse or recommend any of the referenced securities or issuers, and this document does not, nor should it be construed as, providing any trading, legal, accounting, tax, investment, business, financial or other advice, and you should not rely on it for such purposes. Professional advisors should be consulted. Listing on Toronto Stock Exchange or TSX Venture Exchange does not guarantee the future performance of a security or an issuer. The S&P/TSX 60 Index and the S&P/TSX Composite Index (the "S&P/TSX Indices") are products of S&P Dow Jones Indices LLC or its affiliates ("SPDJI") and TSX Inc. ("TSX"). Standard & Poor's® and S&P® are registered trademarks of Standard & Poor's Financial Services LLC ("S&P"); Dow Jones® is a registered trademark of Dow Jones Trademark Holdings LLC ("Dow Jones"); and TSX® is a registered trademark of TSX, SPDJI, Dow Jones, S&P, their respective affiliates and TSX do not sponsor, endorse, sell or promote any products based on the S&P/TSX Indices and none of such parties make any representation regarding the advisability of investing in such product(s) nor do they have any liability for any errors, omissions or interruptions of the S&P/TSX Indices or any data related thereto. TMX, the TMX design, Toronto Stock Exchange, TSX, TSXV, TSX Venture Exchange, The Future is Yours to See, and Voir le futur. Réaliser l'avenir, are the trademarks of TSX Inc. All other trademarks used herein are the property of their respective owners.