

Four Takeaways For Investors

The following are some key observations of the TSX and TSX Venture Exchange markets:

1. MARKETS DOWN & FLAT IN FEBRUARY

The top 2 market segments were negative in February, with both Large Cap and Mid Cap down an average -2%, while Small Cap and Micro Cap were flat.

2. CONSUMER PRODUCTS TOP SECTOR

Consumer Products & Services was the top performing sector in February across 3 out of 4 segments: +17% in Micro Cap, +28% in Small Cap, and flat in Mid Cap.

3. TSX VENTURE IT TOP PERFORMING INDEX

The S&P/TSX Venture Information Technology Index continued its strong 2023 as the top performing index in February with a gain of +5% (it was also the top performing index in January).

4. DOLLAR VALUE TRADED TRENDS DOWN

Dollar value traded in February is down compared to last month (-7%), and the same month last year (-10%).

[CLICK HERE](#)  FOR MORE INFORMATION

 [SUBSCRIBE TO OUR MARKET INTELLIGENCE REPORTS](#)

FEBRUARY 2023

Investor Insights

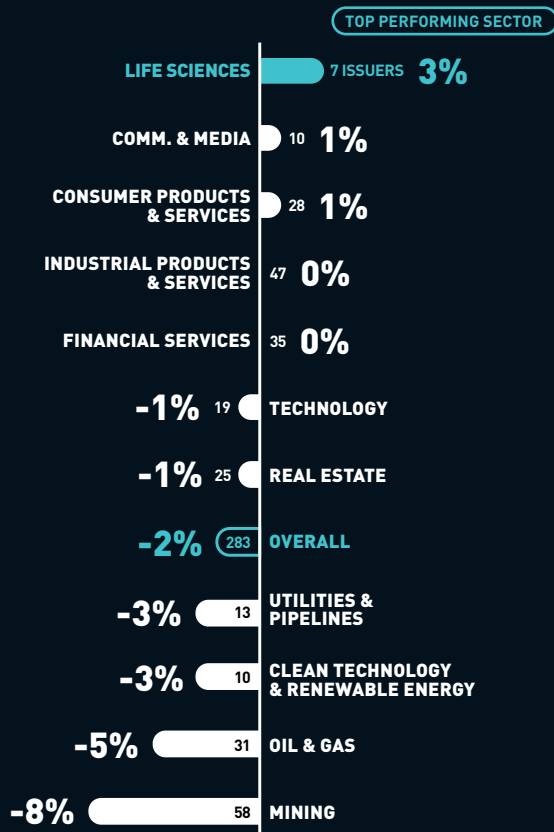
Brought to you by **Toronto Stock Exchange** and **TSX Venture Exchange**.

Large Cap

MARKET CAP >\$1 BILLION

FEBRUARY 2023

Average Share Price Performance by Sector



February 2023 Share Price Performance

	TICKER	SHARE PRICE PERFORMANCE	SHARE PRICE 28/02/2023 (CAD)
WELL Health Technologies Corp.	TSX:WELL	26%	\$4.50
Bausch Health Companies Inc.	TSX:BHC	24%	\$12.71
Sigma Lithium Corp.	TSXV:SGML	21%	\$49.32
Uni-Select Inc.	TSX:UNS	19%	\$47.38
Neighbourly Pharmacy Inc.	TSX:NBLY	18%	\$23.88
Cascades Inc.	TSX:CAS	17%	\$10.73
Topicus.com Inc.	TSXV:TOI	16%	\$88.72
Ivanhoe Electric Inc.	TSX:IE	15%	\$20.49
Stantec Inc.	TSX:STN	14%	\$79.26
TFI International Inc.	TSX:TFII	12%	\$166.51

Life Sciences

TOP COMPANIES	TICKER	SHARE PRICE PERFORMANCE	SHARE PRICE 28/02/2023 (CAD)
WELL Health Technologies Corp.	TSX:WELL	26%	\$4.50
Bausch Health Companies Inc.	TSX:BHC	24%	\$12.71
Bausch + Lomb Corp.	TSX:BLCO	4%	\$23.79
BELLUS Health Inc.	TSX:BLU	-1%	\$10.44
dentalcorp Holdings Ltd.	TSX:DNLT	-2%	\$9.61
Cronos Group Inc.	TSX:CRON	-12%	\$2.96
Canopy Growth Corporation	TSX:WEED	-21%	\$3.17

Most Active in February 2023

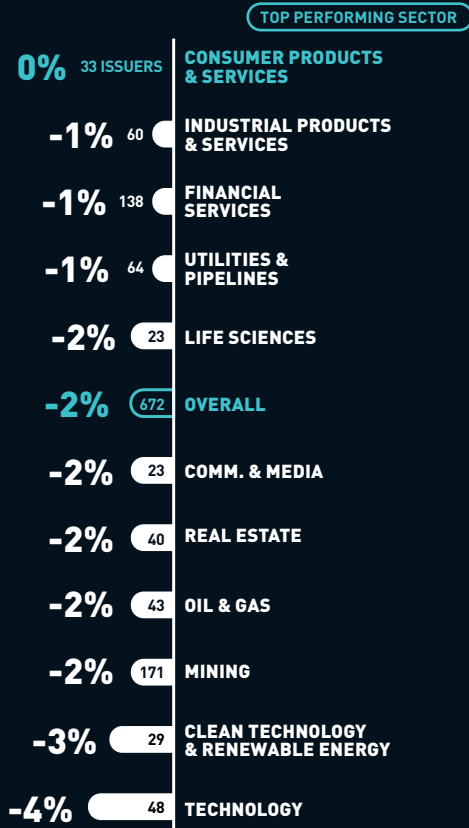
	TICKER	VOLUME TRADED (millions of shares)
Suncor Energy Inc.	TSX:SU	485.5
Enbridge Inc.	TSX:ENB	445.1
Manulife Financial Corp.	TSX:MFC	436.4
Barrick Gold Corp.	TSX:ABX	243.7
Cenovus Energy Inc.	TSX:CVE	216.3
Crescent Point Energy Corp.	TSX:CPG	202.0
Athabasca Oil Corp.	TSX:ATH	181.0
Canadian Natural Resources Ltd.	TSX:CNQ	165.7
Shopify Inc.	TSX:SHOP	162.1
Royal Bank of Canada	TSX:RY	157.4

Mid Cap

MARKET CAP \$100 MILLION TO \$1 BILLION

FEBRUARY 2023

Average Share Price Performance by Sector



February 2023 Share Price Performance

	TICKER	SHARE PRICE PERFORMANCE	SHARE PRICE 28/02/2023 (CAD)
Lithium Ionic Corp.	TSXV:LTH	82%	\$2.85
Doubleview Gold Corp.	TSXV:DBG	63%	\$0.65
Brunswick Exploration Inc.	TSXV:BRW	59%	\$1.10
Gabriel Resources Ltd.	TSXV:GBU	50%	\$0.32
Graphite One Inc.	TSXV:GPH	50%	\$1.69
Teck Resources Ltd.	TSX:TECK.A	48%	\$86.40
Green Impact Partners Inc.	TSXV:GIP	41%	\$9.71
Reconnaissance Energy Africa Ltd.	TSXV:RECO	40%	\$1.81
Akumin Inc.	TSX:AKU	39%	\$1.67
Lumina Gold Corp.	TSXV:LUM	39%	\$0.57

Consumer Products & Services

TOP COMPANIES	TICKER	SHARE PRICE PERFORMANCE	SHARE PRICE 28/02/2023 (CAD)
GURU Organic Energy Corp.	TSX:GURU	30%	\$3.63
Kits Eyecare Ltd.	TSX:KITS	18%	\$4.07
Aimia Inc.	TSX:AIM	11%	\$4.09
AutoCanada Inc.	TSX:ACQ	9%	\$29.19
Rogers Sugar Inc.	TSX:RSI	9%	\$6.21
Roots Corp.	TSX:ROOT	6%	\$3.02
Molson Coors Canada Inc.	TSX:TPX.B	5%	\$72.41
High Liner Foods Inc.	TSX:HLF	3%	\$14.90
The Keg Royalties Income Fund	TSX:KEG.UN	2%	\$16.30
BMTC Group Inc.	TSX:GBT	1%	\$14.00

Most Active in February 2023

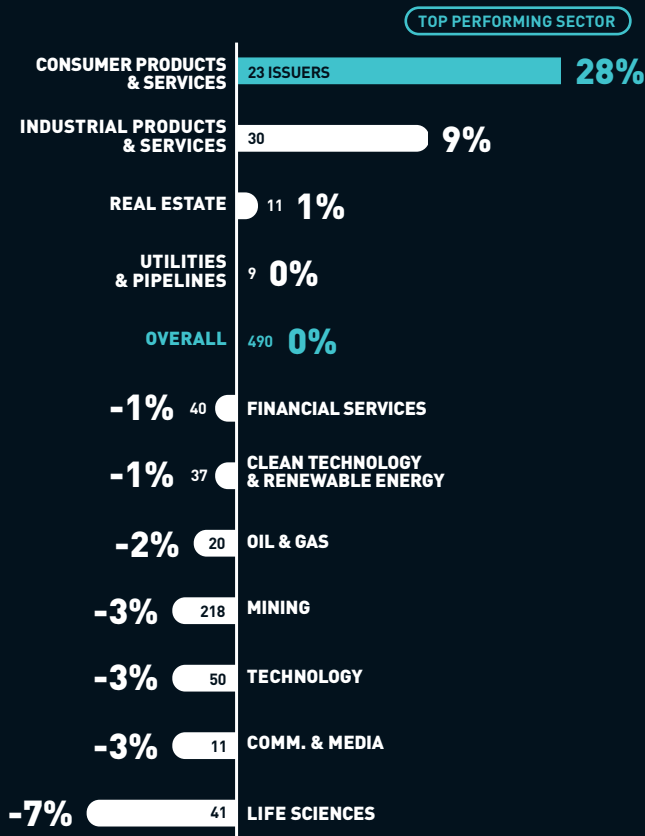
	TICKER	VOLUME TRADED (millions of shares)
Hut 8 Mining Corp.	TSX:HUT	230.2
Argonaut Gold Inc.	TSX:AR	124.8
Sabina Gold & Silver Corp.	TSX:SBB	109.6
F3 Uranium Corp.	TSXV:FUU	82.1
Trican Well Service Ltd.	TSX:TCW	63.7
Corus Entertainment Inc.	TSX:CJR.B	61.0
Bitfarms Ltd.	TSX:BITF	60.9
ECN Capital Corp.	TSX:ECN	59.0
Gear Energy Ltd.	TSX:GXE	53.6
Brunswick Exploration Inc.	TSXV:BRW	53.2

Small Cap

MARKET CAP \$25 MILLION TO \$100 MILLION

FEBRUARY 2023

Average Share Price Performance by Sector



February 2023 Share Price Performance

	TICKER	SHARE PRICE PERFORMANCE	SHARE PRICE 28/02/2023 (CAD)
Yerbae Brands Corp.	TSXV:YERB.U	568%	\$1.55
Orford Mining Corp.	TSXV:ORM	175%	\$0.17
Velan Inc.	TSX:VLN	110%	\$12.74
MiniLuxe Holding Corp.	TSXV:MNLX	109%	\$0.93
Cantex Mine Development Corp.	TSXV:CD	107%	\$0.31
Think Research Corp.	TSXV:THNK	87%	\$0.56
CHAR Technologies Ltd.	TSXV:YES	73%	\$0.69
Tower Resources Ltd.	TSXV:TWR	69%	\$0.22
Pasofino Gold Ltd.	TSXV:VEIN	69%	\$0.66
ATAC Resources Ltd.	TSXV:ATC	63%	\$0.13

Consumer Products & Services

TOP COMPANIES	TICKER	SHARE PRICE PERFORMANCE	SHARE PRICE 28/02/2023 (CAD)
Yerbae Brands Corp.	TSXV:YERB.U	568%	\$1.55
MiniLuxe Holding Corp.	TSXV:MNLX	109%	\$0.93
Decibel Cannabis Company Inc.	TSXV:DB	28%	\$0.16
Goodfood Market Corp.	TSX:FOOD	13%	\$0.61
Organto Foods Inc.	TSXV:OGO	8%	\$0.13
ESE Entertainment Inc.	TSXV:ESE	8%	\$0.42
MAV Beauty Brands Inc.	TSX:MAV	7%	\$0.75
Aimia Inc.	TSX:AIM.PR.A	4%	\$19.44
Reitmans (Canada) Ltd.	TSXV:RET	3%	\$4.50
The Planting Hope Company Inc.	TSXV:MYLK	2%	\$0.51

Most Active in February 2023

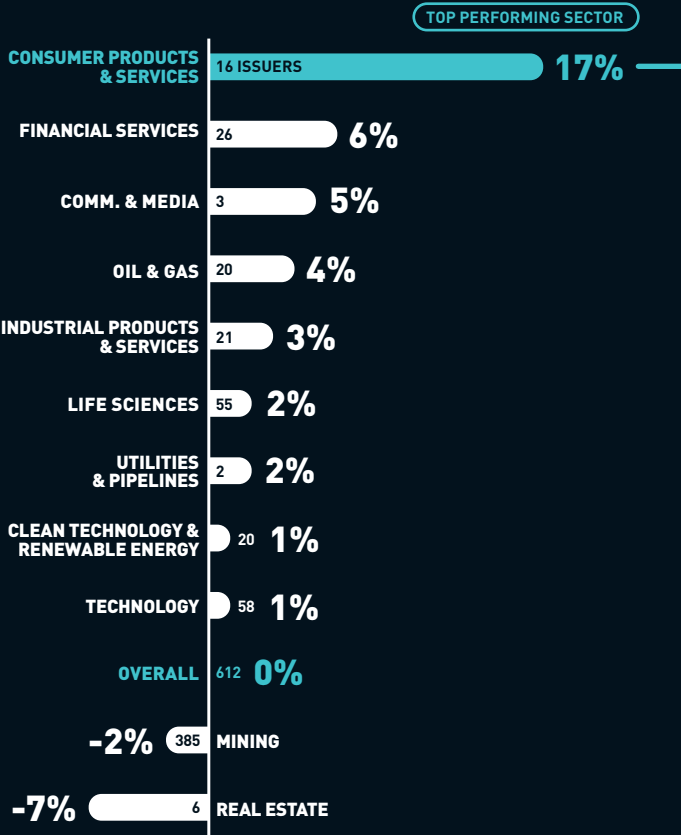
	TICKER	VOLUME TRADED (millions of shares)
Datametrex AI Ltd.	TSXV:DM	64.1
ATAC Resources Ltd.	TSXV:ATC	59.1
Prospera Energy Inc.	TSXV:PEI	57.2
Imagine Lithium Inc.	TSXV:ILI	47.3
Orford Mining Corp.	TSXV:ORM	41.3
Red Pine Exploration Inc.	TSXV:RPX	36.1
Cielo Waste Solutions Corp.	TSXV:CMC	29.4
Anfield Energy Inc.	TSXV:AEC	22.8
Titan Medical Inc.	TSX:TMD	22.2
Hercules Silver Corp.	TSXV:BIG	21.5

Micro Cap

MARKET CAP <\$25 MILLION

FEBRUARY 2023

Average Share Price Performance by Sector



February 2023 Share Price Performance

	TICKER	SHARE PRICE PERFORMANCE	SHARE PRICE 28/02/2023 (CAD)
Satori Resources Inc.	TSXV:BUD	222%	\$0.15
Kiaro Holdings Corp.	TSXV:KO	200%	\$0.03
Hilo Mining Ltd.	TSXV:HILO	175%	\$0.33
Gladiator Metals Corp.	TSXV:GLAD	169%	\$0.47
NuGen Medical Devices Inc.	TSXV:NGMD	133%	\$0.14
ESG Global Impact Capital Inc.	TSXV:ESGW	133%	\$0.18
Arya Resources Ltd.	TSXV:RBZ	120%	\$0.33
Mednow Inc.	TSXV:MNOW	117%	\$0.52
Altima Resources Ltd.	TSXV:ARH	100%	\$0.13
Camino Minerals Corp.	TSXV:COR	100%	\$0.08

Consumer Products & Services

TOP COMPANIES	TICKER	SHARE PRICE PERFORMANCE	SHARE PRICE 28/02/2023 (CAD)
Kiaro Holdings Corp.	TSXV:KO	200%	\$0.03
Spot Coffee (Canada) Ltd.	TSXV:SPP	54%	\$0.10
Simply Better Brands Corp.	TSXV:SBBC	48%	\$0.40
Pathfinder Ventures Inc.	TSXV:RV	30%	\$0.07
PesoRama Inc.	TSXV:PESO	23%	\$0.19
Imperial Ginseng Products Ltd.	TSXV:IGP	13%	\$1.19
Odd Burger Corp.	TSXV:ODD	0%	\$0.25
Hill Street Beverage Company Inc.	TSXV:HILL	0%	\$0.02
Diamond Estates Wines & Spirits Inc.	TSXV:DWS	-4%	\$0.52
Swiss Water Decaffeinated Coffee Inc.	TSX:SWP	-4%	\$2.68

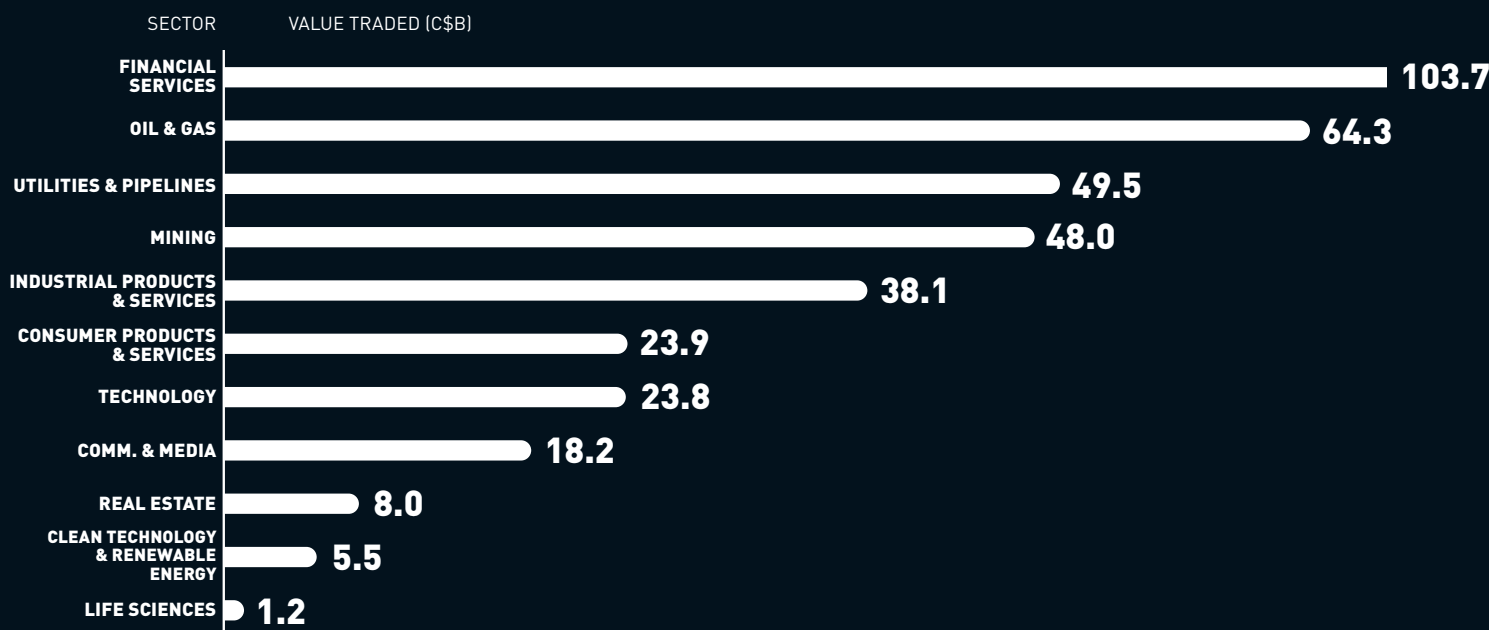
Most Active in February 2023

	TICKER	VOLUME TRADED (millions of shares)
Auxly Cannabis Group Inc.	TSX:XLY	133.3
Clean Air Metals Inc.	TSXV:AIR	81.5
Manitou Gold Inc.	TSXV:MTU	40.5
Tetra Bio-Pharma Inc.	TSX:TBP	35.6
Criterion Energy Ltd.	TSXV:CEQ	33.7
Therma Bright Inc.	TSXV:THRM	29.3
Rhyolite Resources Ltd.	TSXV:RYE	26.8
Surge Battery Metals Inc.	TSXV:NILI	26.5
Xander Resources Inc.	TSXV:XND	26.1
Nulegacy Gold Corp.	TSXV:NUG	25.6

Top TSX and TSXV Indices in February 2023

	Performance
S&P/TSX Venture Information Technology Index	5%
S&P/TSX Venture Financials Index	1%
S&P/TSX Industrials Index	1%
S&P/TSX Venture Composite Index	1%
S&P/TSX Consumer Staples Index	1%
S&P/TSX Venture Materials Index	0%
S&P/TSX Venture Energy Index	-1%
S&P/TSX Venture Health Care Index	-1%
S&P/TSX Financials Index	-1%
S&P/TSX Health Care Index	-1%

Value Traded by Sector in February 2023



For more information contact:

RICHARD GOODMAN

Managing Director, Global Capital Development & Business Transformation

E richard.goodman@tmx.com

tsx.com/mig

As at February 28, 2023, unless otherwise noted. Companies were subject to a minimum trading value to qualify for analysis. ©2023 TSX Inc. All rights reserved. The information in this document is provided for informational purposes only. This document, and certain of the information contained in this document, is TSX Inc.'s proprietary information. Do not disclose, copy, distribute, sell or modify this document or any of its contents without TSX Inc.'s prior written consent. Neither TMX Group Limited nor any of its affiliates represents, warrants or guarantees the completeness or accuracy of the information contained in this document and they are not responsible for any errors or omissions in or your use of, or reliance on, the information. The information in this document is provided with the express condition, to which by making use thereof you expressly consent, that no liability shall be incurred by TMX Group Limited and/or any of its affiliates as a result of any errors or omissions herein or any use or reliance upon the information. TMX Group Limited and its affiliates are not responsible for any errors or omissions in, or your use of, information accessed through links to any third party sites, and the views, comments, opinions and advice of any third party, in this document or on any third party site, reflect those of the individual authors only and are not necessarily endorsed by TMX Group Limited and its affiliates. TMX Group Limited and its affiliates have not prepared, reviewed or updated the content of any third party sites, and assume no responsibility for such information. The information provided is not an invitation to purchase securities listed on Toronto Stock Exchange or TSX Venture Exchange. TMX Group Limited and its affiliates do not endorse or recommend any of the referenced securities or issuers, and this document does not, nor should it be construed as, providing any trading, legal, accounting, tax, investment, business, financial or other advice, and you should not rely on it for such purposes. Professional advisors should be consulted. Listing on Toronto Stock Exchange or TSX Venture Exchange does not guarantee the future performance of a security or an issuer. The S&P/TSX 60 Index and the S&P/TSX Composite Index (the "S&P/TSX Indices") are products of S&P Dow Jones Indices LLC or its affiliates ("SPDJI") and TSX Inc. ("TSX"). Standard & Poor's® and S&P® are registered trademarks of Standard & Poor's Financial Services LLC ("S&P"); Dow Jones® is a registered trademark of Dow Jones Trademark Holdings LLC ("Dow Jones"); and TSX® is a registered trademark of TSX, SPDJI, Dow Jones, S&P, their respective affiliates and TSX do not sponsor, endorse, sell or promote any products based on the S&P/TSX Indices and none of such parties make any representation regarding the advisability of investing in such product(s) nor do they have any liability for any errors, omissions or interruptions of the S&P/TSX Indices or any data related thereto. TMX, the TMX design, Toronto Stock Exchange, TSX, TSXV, TSX Venture Exchange, The Future is Yours to See, and Voir le futur. Réaliser l'avenir, are the trademarks of TSX Inc. All other trademarks used herein are the property of their respective owners.