

Four Takeaways For Investors

The following are some key observations of the TSX and TSX Venture Exchange markets:

1. DOWN MARKET IN SEPTEMBER

All 4 market segments were negative in September, with Large Cap down by 5%, Mid Cap and Small Cap down by 7%, and Micro Cap down by 8%.

2. MINING SECTOR ON “TOP”

Mining was the top performing sector in September in Large Cap, with +5% and also “tops” in Mid-Cap with -3%.

3. MATERIALS TOP PERFORMING INDEX

The S&P/TSX Materials Index was the top performing index in September with a gain of +3%.

4. DOLLAR VALUE TRADED TRENDS UP

Although stock values trended downwards, the dollar value traded in September is up compared to last month (+106%), and consistent with the same month last year (+0.3%).

[CLICK HERE !\[\]\(cf531ed27e91483460120fcc057b3901_img.jpg\)](#) FOR MORE INFORMATION

 [SUBSCRIBE TO OUR MARKET INTELLIGENCE REPORTS](#)

SEPTEMBER 2022

Investor Insights

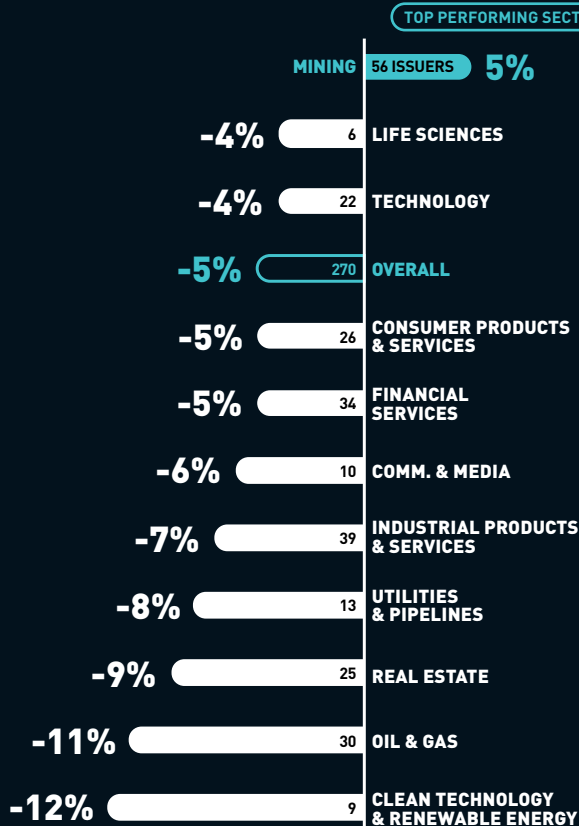
Brought to you by **Toronto Stock Exchange** and **TSX Venture Exchange**.

Large Cap

MARKET CAP >\$1 BILLION

SEPTEMBER 2022

Average Share Price Performance by Sector



September 2022 Share Price Performance

	TICKER	SHARE PRICE PERFORMANCE	SHARE PRICE 30/09/2022 (CAD)
Sigma Lithium Corp.	TSXV:SGML	24%	\$37.47
Ero Copper Corp.	TSX:ERO	23%	\$15.27
Osisko Mining Inc.	TSX:OSK	22%	\$3.09
Wesdome Gold Mines Ltd.	TSX:WDO	22%	\$9.34
Bausch Health Companies Inc.	TSX:BHC	21%	\$9.54
Kinross Gold Corp.	TSX:K	21%	\$5.20
K92 Mining Inc.	TSX:KNT	17%	\$7.90
Dye & Durham Ltd.	TSX:DND	17%	\$17.02
OceanaGold Corp.	TSX:OGC	16%	\$2.25
Converge Technology Solutions Corp.	TSX:CTS	15%	\$6.57

Mining

TOP COMPANIES	TICKER	SHARE PRICE PERFORMANCE	SHARE PRICE 30/09/2022 (CAD)
Sigma Lithium Corp.	TSXV:SGML	24%	\$37.47
Ero Copper Corp.	TSX:ERO	23%	\$15.27
Osisko Mining Inc.	TSX:OSK	22%	\$3.09
Wesdome Gold Mines Ltd.	TSX:WDO	22%	\$9.34
Kinross Gold Corp.	TSX:K	21%	\$5.20
K92 Mining Inc.	TSX:KNT	17%	\$7.90
OceanaGold Corp.	TSX:OGC	16%	\$2.25
Eldorado Gold Corp.	TSX:ELD	15%	\$8.35
SSR Mining Inc.	TSX:SSRM	15%	\$20.31
Fortuna Silver Mines Inc.	TSX:FVI	14%	\$3.46

Most Active in September 2022

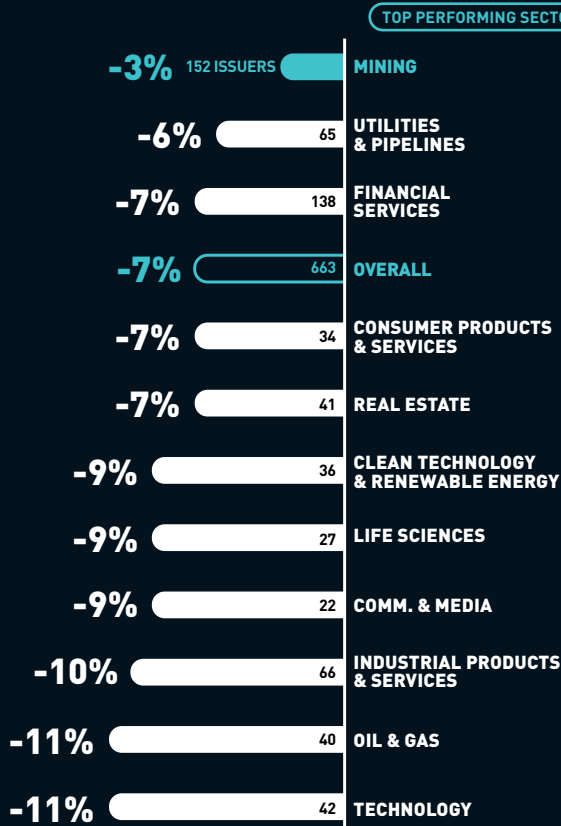
	TICKER	VOLUME TRADED (millions of shares)
Suncor Energy Inc.	TSX:SU	525.2
Barrick Gold Corp.	TSX:ABX	420.6
Canadian Natural Resources Ltd.	TSX:CNQ	329.4
TC Energy Corp.	TSX:TRP	312.9
Cenovus Energy Inc.	TSX:CVE	281.5
Manulife Financial Corp.	TSX:MFC	261.6
Bank of Nova Scotia (The)	TSX:BNS	260.5
Enbridge Inc.	TSX:ENB	253.9
Baytex Energy Corp.	TSX:BTE	247.8
Crescent Point Energy Corp.	TSX:CPG	212.1

Mid Cap

MARKET CAP \$100 MILLION TO \$1 BILLION

SEPTEMBER 2022

Average Share Price Performance by Sector



September 2022 Share Price Performance

	TICKER	SHARE PRICE PERFORMANCE	SHARE PRICE 30/09/2022 (CAD)
enCore Energy Corp.	TSXV:EU	146%	\$3.57
Aris Mining Corp.	TSX:ARIS	130%	\$3.71
Reunion Gold Corp.	TSXV:RGD	52%	\$0.40
New Gold Inc.	TSX:NGD	45%	\$1.23
NioCorp Developments Ltd.	TSX:NB	44%	\$1.43
Akumin Inc.	TSX:AKU	41%	\$2.39
Reconnaissance Energy Africa Ltd.	TSXV:RECO	34%	\$4.73
Pure Gold Mining Inc.	TSXV:PGM	33%	\$0.14
Payfare Inc.	TSX:PAY	27%	\$5.29
AbraSilver Resource Corp.	TSXV:ABRA	25%	\$0.42

Mining

TOP COMPANIES	TICKER	SHARE PRICE PERFORMANCE	SHARE PRICE 30/09/2022 (CAD)
enCore Energy Corp.	TSXV:EU	146%	\$3.57
Aris Mining Corporation	TSX:ARIS	130%	\$3.71
Reunion Gold Corporation	TSXV:RGD	52%	\$0.40
New Gold Inc.	TSX:NGD	45%	\$1.23
NioCorp Developments Ltd.	TSX:NB	44%	\$1.43
Pure Gold Mining Inc.	TSXV:PGM	33%	\$0.14
AbraSilver Resource Corp.	TSXV:ABRA	25%	\$0.42
Gold Reserve Inc.	TSXV:GRZ	21%	\$1.45
Sierra Metals Inc.	TSX:SMT	19%	\$0.70
Taseko Mines Limited	TSX:TKO	15%	\$1.58

Most Active in September 2022

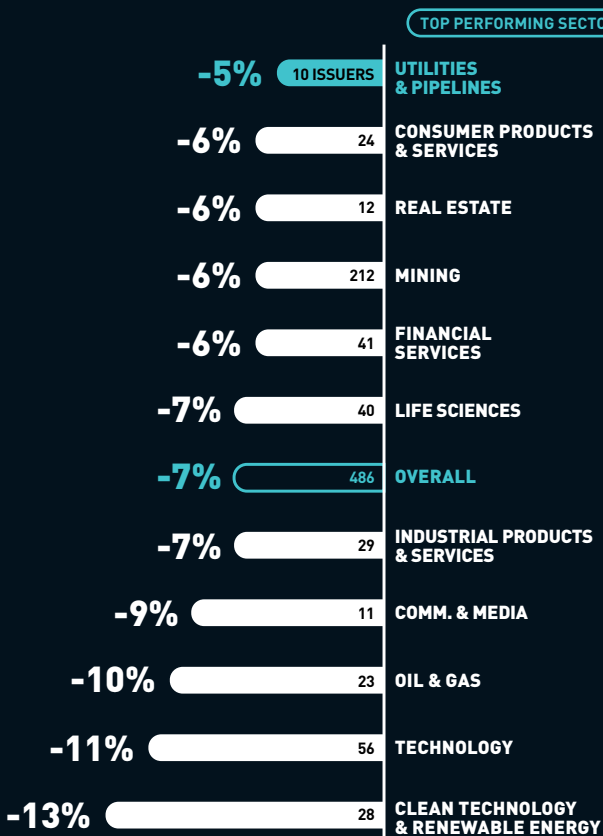
	TICKER	VOLUME TRADED (millions of shares)
Aurora Cannabis Inc.	TSX:ACB	125.4
New Gold Inc.	TSX:NGD	119.8
Argonaut Gold Inc.	TSX:AR	116.2
Hut 8 Mining Corp.	TSX:HUT	87.1
Marathon Gold Corp.	TSX:MOZ	85.6
GoGold Resources Inc.	TSX:GGD	81.6
Corus Entertainment Inc.	TSX:CJR.B	71.1
IAMGold Corp.	TSX:IMG	63.3
Fission Uranium Corp.	TSX:FCU	58.3
Gear Energy Ltd.	TSX:GXE	58.0

Small Cap

MARKET CAP \$25 MILLION TO \$100 MILLION

SEPTEMBER 2022

Average Share Price Performance by Sector



September 2022 Share Price Performance

	TICKER	SHARE PRICE PERFORMANCE	SHARE PRICE 30/09/2022 (CAD)
Tearlach Resources Ltd.	TSXV:TEA	137%	\$0.58
Silver Mountain Resources Inc.	TSXV:AGMR	97%	\$0.38
Midnight Sun Mining Corp.	TSXV:MMA	72%	\$0.25
Eupraxia Pharmaceuticals Inc.	TSX:EPRX	55%	\$2.30
Brixton Metals Corp.	TSXV:BBB	44%	\$0.20
Callinex Mines Inc.	TSXV:CNX	40%	\$2.56
ESE Entertainment Inc.	TSXV:ESE	31%	\$0.65
Wilton Resources Inc.	TSXV:WIL	30%	\$0.65
Smart Employee Benefits Inc.	TSXV:SEB	30%	\$0.18
Regulus Resources Inc.	TSXV:REG	29%	\$0.88

Utilities & Pipelines

TOP COMPANIES	TICKER	SHARE PRICE PERFORMANCE	SHARE PRICE 30/09/2022 (CAD)
TransAlta Corp.	TSX:TA.PR.E	1%	\$16.75
TC Energy Corp.	TSX:TRP.PR.H	-3%	\$14.00
TC Energy Corp.	TSX:TRP.PR.I	-5%	\$14.90
CU Inc.	TSX:CIU.PR.C	-5%	\$13.56
Fortis Inc.	TSX:FTS.PR.F	-5%	\$19.86
Fortis Inc.	TSX:FTS.PR.I	-6%	\$15.26
Capital Power Corp.	TSX:CPX.PR.A	-6%	\$13.90
Emera Inc.	TSX:EMA.PR.E	-6%	\$17.70
CU Inc.	TSX:CIU.PR.A	-7%	\$18.30
Emera Inc.	TSX:EMA.PR.A	-9%	\$13.90

Most Active in September 2022

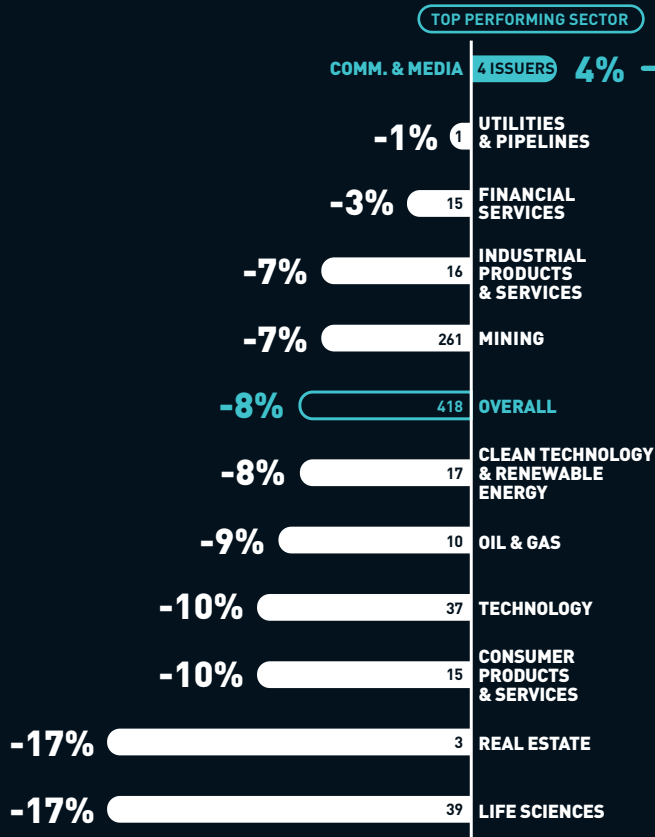
	TICKER	VOLUME TRADED (millions of shares)
Auxly Cannabis Group Inc.	TSX:XLY	34.1
Petroteq Energy Inc.	TSXV:PQE	28.5
Numinus Wellness Inc.	TSX:NUMI	25.3
Xebec Adsorption Inc.	TSX:XBC	23.9
Avalon Advanced Materials Inc.	TSX:AVL	22.4
Anfield Energy Inc.	TSXV:AEC	20.7
C3 Metals Inc.	TSXV:CCCM	19.7
Cielo Waste Solutions Corp.	TSXV:CMC	19.6
Silver Mountain Resources Inc.	TSXV:AGMR	19.4
Sable Resources Ltd.	TSXV:SAE	16.9

Micro Cap

MARKET CAP <\$25 MILLION

SEPTEMBER 2022

Average Share Price Performance by Sector



September 2022 Share Price Performance

	TICKER	SHARE PRICE PERFORMANCE	SHARE PRICE 30/09/2022 (CAD)
Masivo Silver Corp.	TSXV:MASS	275%	\$0.23
Northern Shield Resources Inc.	TSXV:NRN	250%	\$0.07
Lithium One Metals Inc.	TSXV:LONE	180%	\$0.28
Highmark Interactive Inc.	TSXV:HMRK	117%	\$0.20
ExGen Resources Inc.	TSXV:EXG	68%	\$0.19
Inventronics Limited	TSXV:IVX	61%	\$3.79
Aegis Brands Inc.	TSX:AEG	53%	\$0.61
NexOptic Technology Corp.	TSXV:NXO	46%	\$0.10
Forward Water Technologies Corp.	TSXV:FWTC	45%	\$0.08
Braveheart Resources Inc.	TSXV:BHT	44%	\$0.07

Comm. & Media

TOP COMPANIES	TICKER	SHARE PRICE PERFORMANCE	SHARE PRICE 30/09/2022 (CAD)
Postmedia Network Canada Corp.	TSX:PNC.A	23%	\$1.95
Stingray Group Inc.	TSX:RAY.B	1%	\$5.50
Trilogy International Partners Inc.	TSX:TRL	0%	\$0.18
BCE Inc.	TSX:BCE.PR.N	-8%	\$16.72

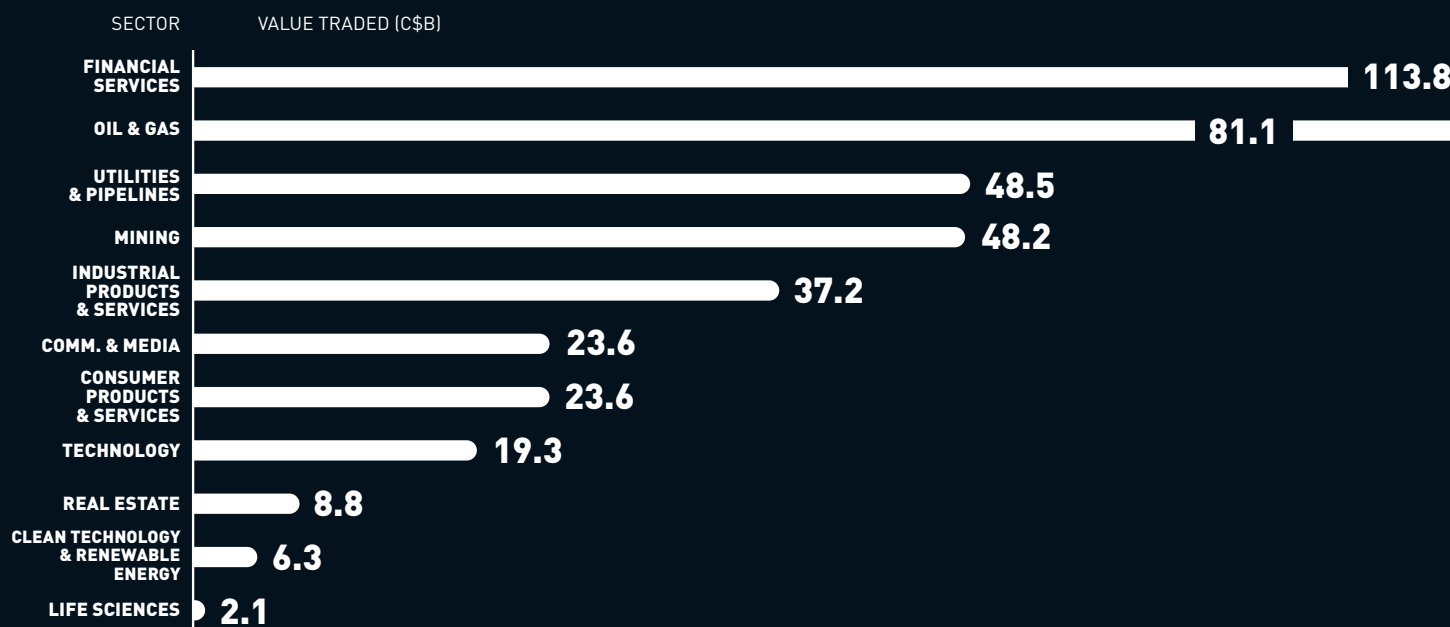
Most Active in September 2022

	TICKER	VOLUME TRADED (millions of shares)
Tetra Bio-Pharma Inc.	TSX:TBP	24.9
Arctic Star Exploration Corp.	TSXV:ADD	21.6
Monarch Mining Corp.	TSX:GBAR	20.4
Rover Metals Corp.	TSXV:ROVR	19.3
Mineworx Technologies Ltd.	TSXV:MWX	19.2
Aston Bay Holdings Ltd.	TSXV:BAY	15.9
Therma Bright Inc.	TSXV:THRM	13.6
Universal Ibogaine Inc.	TSXV:IBO	13.6
Jourdan Resources Inc.	TSXV:JOR	13.5
Prospera Energy Inc.	TSXV:PEI	13.4

Top TSX and TSXV Indices in September 2022

	Performance
S&P/TSX Materials Index	3.0%
S&P/TSX Venture Financials Index	-1.1%
S&P/TSX Financials Index	-2.7%
S&P/TSX Consumer Staples Index	-3.5%
S&P/TSX Venture Real Estate Index	-3.8%
S&P/TSX Venture Energy Index	-4.0%
S&P/TSX 60 Index	-4.2%
S&P/TSX Composite Index	-4.6%
S&P/TSX Industrials Index	-4.6%
S&P/TSX Consumer Discretionary Index	-5.5%

Value Traded by Sector in September 2022



For more information contact:

RICHARD GOODMAN

Managing Director, Global Capital Development & Business Transformation

E richard.goodman@tmx.com

tsx.com/mig

As at October 11, 2021, unless otherwise noted. Companies were subject to a minimum trading value to qualify for analysis. ©2021 TSX Inc. All rights reserved. The information in this document is provided for informational purposes only. This document, and certain of the information contained in this document, is TSX Inc.'s proprietary information. Do not disclose, copy, distribute, sell or modify this document or any of its contents without TSX Inc.'s prior written consent. Neither TMX Group Limited nor any of its affiliates represents, warrants or guarantees the completeness or accuracy of the information contained in this document and they are not responsible for any errors or omissions in or your use of, or reliance on, the information. The information in this document is provided with the express condition, to which by making use thereof you expressly consent, that no liability shall be incurred by TMX Group Limited and/or any of its affiliates as a result of any errors or omissions herein or any use or reliance upon the information. TMX Group Limited and its affiliates do not endorse or recommend any of the referenced securities or issuers, and this document does not, nor should it be construed as, providing any trading, legal, accounting, tax, investment, business, financial or other advice, and you should not rely on it for such purposes. Professional advisors should be consulted. Listing on Toronto Stock Exchange or TSX Venture Exchange does not guarantee the future performance of a security or an issuer. The S&P/TSX 60 Index and the S&P/TSX Composite Index (the "S&P/TSX Indices") are products of S&P Dow Jones Indices LLC or its affiliates ("SPDJI") and TSX Inc. ("TSX"). Standard & Poor's® and S&P® are registered trademarks of Standard & Poor's Financial Services LLC ("S&P"); Dow Jones® is a registered trademark of Dow Jones Trademark Holdings LLC ("Dow Jones"); and TSX® is a registered trademark of TSX, SPDJI, Dow Jones, S&P, their respective affiliates and TSX do not sponsor, endorse, sell or promote any products based on the S&P/TSX Indices and none of such parties make any representation regarding the advisability of investing in such product(s) nor do they have any liability for any errors, omissions or interruptions of the S&P/TSX Indices or any data related thereto. TMX, the TMX design, Toronto Stock Exchange, TSX, TSXV, TSX Venture Exchange, The Future is Yours to See, and Voir le futur. Réaliser l'avenir, are the trademarks of TSX Inc. All other trademarks used herein are the property of their respective owners.