

# Four Takeaways For Investors

The following are some key observations of the TSX and TSX Venture Exchange markets:

## 1. MARKETS UP IN AUGUST

With the exception of the Large Cap segment (-1%), August saw overall gains with Mid Cap at +1%, Small Cap at +9%, and Micro Cap at +9%.

## 2. LIFE SCIENCES ON TOP

Life Sciences was the top performing sector in August across 2 out of 4 segments: 16% in Large Cap, and 15% in Mid Cap.

## 3. INDUSTRIALS TOP PERFORMING INDEX

The S&P/TSX Venture Industrials Index is the top performing index in August with a gain of +21%.

## 4. DOLLAR VALUE TRADED TRENDS UP

Dollar value traded in August is up compared to last month (+14%), and the same month last year (+28%).

[CLICK HERE !\[\]\(cf531ed27e91483460120fcc057b3901\_img.jpg\) FOR MORE INFORMATION](#)

 [SUBSCRIBE TO OUR MARKET INTELLIGENCE REPORTS](#)

---

AUGUST 2022

---

# Investor Insights


Brought to you by **Toronto Stock Exchange** and **TSX Venture Exchange**.

# Large Cap

MARKET CAP >\$1 BILLION

AUGUST 2022

## Average Share Price Performance by Sector



## August 2022 Share Price Performance

	TICKER	SHARE PRICE PERFORMANCE	SHARE PRICE 31/08/2022 (CAD)
Bombardier Inc.	TSX:BBD.B	53%	\$32.68
Canopy Growth Corp.	TSX:WEED	43%	\$4.86
Sigma Lithium Corp.	TSXV:SGML	34%	\$30.17
Bausch Health Companies Inc.	TSX:BHC	34%	\$7.88
Sierra Wireless Inc.	TSX:SW	27%	\$40.43
Energy Fuels Inc.	TSX:EFR	24%	\$10.67
Denison Mines Corp.	TSX:DML	22%	\$1.86
BELLUS Health Inc.	TSX:BLU	19%	\$14.98
Allkem Ltd.	TSX:AKE	19%	\$12.24
Teck Resources Ltd.	TSX:TECK.B	18%	\$44.48

## Life Sciences

TOP COMPANIES	TICKER	SHARE PRICE PERFORMANCE	SHARE PRICE 31/08/2022 (CAD)
Canopy Growth Corp.	TSX:WEED	43%	\$4.86
Bausch Health Companies Inc.	TSX:BHC	34%	\$7.88
BELLUS Health Inc.	TSX:BLU	19%	\$14.98
Bausch + Lomb Corp.	TSX:BLCO	7%	\$19.59
Cronos Group Inc.	TSX:CRON	-1%	\$4.03
dentalcorp Holdings Ltd.	TSX:DNTL	-5%	\$10.34

## Most Active in August 2022

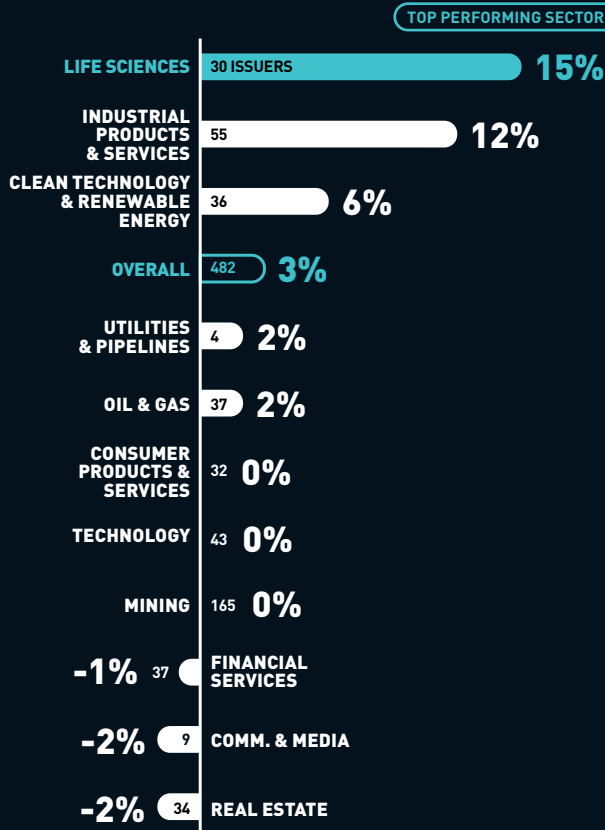
	TICKER	VOLUME TRADED (millions of shares)
Suncor Energy Inc.	TSX:SU	304.1
Enbridge Inc.	TSX:ENB	262.6
Barrick Gold Corp.	TSX:ABX	229.8
Manulife Financial Corp.	TSX:MFC	206.7
Athabasca Oil Corp.	TSX:ATH	141.1
Canadian Natural Resources Ltd.	TSX:CNQ	130.1
Baytex Energy Corp.	TSX:BTE	124.5
Cenovus Energy Inc.	TSX:CVE	115.6
Crescent Point Energy Corp.	TSX:CPG	105.6
Lundin Mining Corp.	TSX:LUN	102.7

# Mid Cap

MARKET CAP \$100 MILLION TO \$1 BILLION

AUGUST 2022

## Average Share Price Performance by Sector



## August 2022 Share Price Performance

	TICKER	SHARE PRICE PERFORMANCE	SHARE PRICE 31/08/2022 (CAD)
Premium Nickel Resources Ltd.	TSXV:PNRL	262%	\$2.10
Small Pharma Inc.	TSXV:DMT	186%	\$0.32
dynaCERT Inc.	TSX:DYA	180%	\$0.28
Patriot Battery Metals Inc.	TSXV:PMET	136%	\$7.08
First Hydrogen Corp.	TSXV:FHYD	102%	\$5.25
Akumin Inc.	TSX:AKU	100%	\$1.70
LifeSpeak Inc.	TSX:LSPK	98%	\$2.46
Questerre Energy Corp.	TSX:QEC	60%	\$0.32
VerticalScope Holdings Inc.	TSX:FORA	57%	\$12.08
Itafos Inc.	TSXV:IFOS	54%	\$2.58

## Life Sciences

TOP COMPANIES	TICKER	SHARE PRICE PERFORMANCE	SHARE PRICE 31/08/2022 (CAD)
Small Pharma Inc.	TSXV:DMT	186%	\$0.32
Akumin Inc.	TSX:AKU	100%	\$1.70
LifeSpeak Inc.	TSX:LSPK	98%	\$2.46
Greenbrook TMS Inc.	TSX:GTMS	42%	\$4.28
ImmunoPrecise Antibodies Ltd.	TSXV:IPA	32%	\$6.99
Oncolytics Biotech Inc.	TSX:ONC	29%	\$1.87
Cannara Biotech Inc.	TSXV:LOVE	23%	\$0.14
BriaCell Therapeutics Corp.	TSX:BCT	21%	\$10.18
Aurora Cannabis Inc.	TSX:ACB	17%	\$2.12
Aurora Cannabis Inc.	TSX:ACB.WS.U	17%	\$2.12

## Most Active in August 2022

	TICKER	VOLUME TRADED (millions of shares)
Hut 8 Mining Corp.	TSX:HUT	71.4
PetroTal Corp.	TSXV:TAL	66.6
Gabriel Resources Ltd.	TSXV:GBU	65.1
Aurora Cannabis Inc.	TSX:ACB	52.7
Argonaut Gold Inc.	TSX:AR	40.7
HEXO Corp.	TSX:HEXO	37.7
Gear Energy Ltd.	TSX:GXE	29.6
Goviex Uranium Inc.	TSXV:GXU	29.3
Southern Energy Corp.	TSXV:SOU	28.2
Fission Uranium Corp.	TSX:FCU	27.5

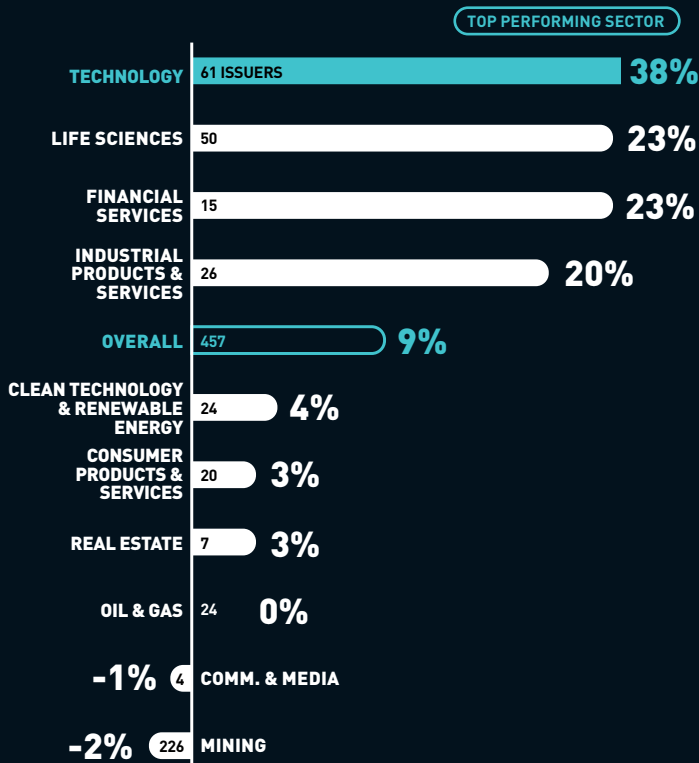


# Small Cap

MARKET CAP \$25 MILLION TO \$100 MILLION

AUGUST 2022

## Average Share Price Performance by Sector



## August 2022 Share Price Performance

	TICKER	SHARE PRICE PERFORMANCE	SHARE PRICE 31/08/2022 (CAD)
Black Swan Graphene Inc.	TSXV:SWAN	2500%	\$0.13
The Hampshire Group, Inc.	TSXV:HMPG	1000%	\$0.33
RediShred Capital Corp.	TSXV:KUT	503%	\$4.22
The Westaim Corp.	TSXV:WED.PR.A	317%	\$10.00
Nevada Sunrise Gold Corp.	TSXV:NEV	106%	\$0.35
Nova Cannabis Inc.	TSX:NOVC	85%	\$0.98
OneSoft Solutions Inc.	TSXV:OSS	79%	\$0.48
Rivalry Corp.	TSXV:RVLY	78%	\$1.53
Facedrive Inc.	TSXV:FD	67%	\$0.95
Boardwalktech Software Corp.	TSXV:BWLK	65%	\$0.84

## Technology

TOP COMPANIES	TICKER	SHARE PRICE PERFORMANCE	SHARE PRICE 31/08/2022 (CAD)
OneSoft Solutions Inc.	TSXV:OSS	79%	\$0.48
Rivalry Corp.	TSXV:RVLY	78%	\$1.53
Facedrive Inc.	TSXV:FD	67%	\$0.95
Boardwalktech Software Corp.	TSXV:BWLK	65%	\$0.84
Snipp Interactive Inc.	TSXV:SPN	43%	\$0.20
mdf commerce inc.	TSX:MDF	41%	\$2.20
NowVertical Group Inc.	TSXV:NOW	39%	\$0.68
Liberty Defense Holdings, Ltd.	TSXV:SCAN	27%	\$0.40
Wishpond Technologies Ltd.	TSXV:WISH	25%	\$0.81
RevoluGROUP Canada Inc.	TSXV:REVO	13%	\$0.22

## Most Active in August 2022

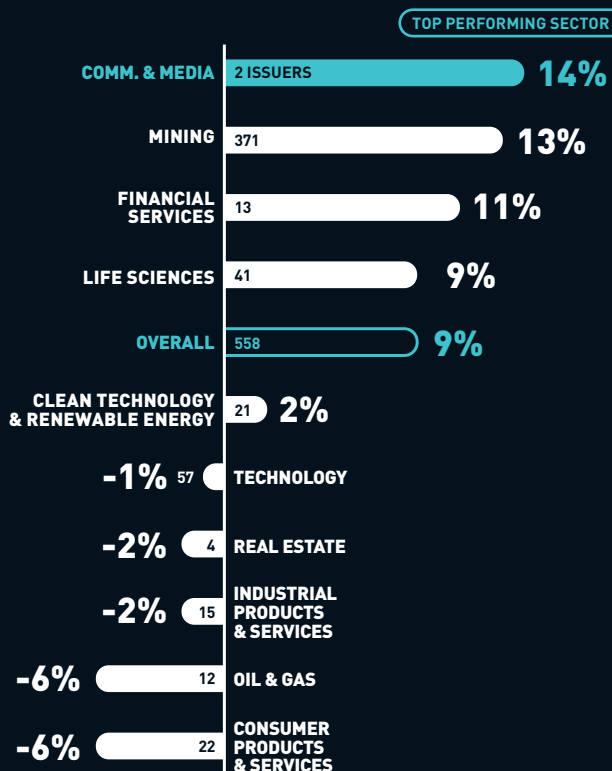
	TICKER	VOLUME TRADED (millions of shares)
Cielo Waste Solutions Corp.	TSXV:CMC	131.9
Petroteq Energy Inc.	TSXV:PQE	84.7
Pure Gold Mining Inc.	TSXV:PGM	53.0
Auxly Cannabis Group Inc.	TSX:XLY	38.5
Quantum eMotion Corp.	TSXV:QNC	34.2
Datametrex AI Ltd.	TSXV:DM	29.4
Vulcan Minerals Inc.	TSXV:VUL	29.0
GR Silver Mining Ltd.	TSXV:GRSL	25.5
Sintana Energy Inc.	TSXV:SEI	24.8
Royal Helium Ltd.	TSXV:RHC	23.6

# Micro Cap

MARKET CAP <\$25 MILLION

AUGUST 2022

## Average Share Price Performance by Sector



## August 2022 Share Price Performance

	TICKER	SHARE PRICE PERFORMANCE	SHARE PRICE 31/08/2022 (CAD)
Grounded Lithium Corp.	TSXV:GRD	5400%	\$0.28
Frequency Exchange Corp.	TSXV:FREQ	138%	\$0.19
Montfort Capital Corp.	TSXV:MONT.PR.A	135%	\$1.01
PsyBio Therapeutics Corp.	TSXV:PSYB	113%	\$0.16
Allied Copper Corp.	TSXV:CPR	107%	\$0.15
Mednow Inc.	TSXV:MNOW	103%	\$0.63
Lithoquest Resources Inc.	TSXV:LDI	100%	\$0.09
Visible Gold Mines Inc.	TSXV:VGD	93%	\$0.14
Orea Mining Corp.	TSX:OREA	80%	\$0.09
The Flowr Corp.	TSXV:FLWR	75%	\$0.04

## Comm. & Media

TOP COMPANIES	TICKER	SHARE PRICE PERFORMANCE	SHARE PRICE 31/08/2022 (CAD)
Network Media Group Inc.	TSXV:NTE	43%	\$0.10
Trilogy International Partners Inc.	TSX:TRL	-14%	\$0.18

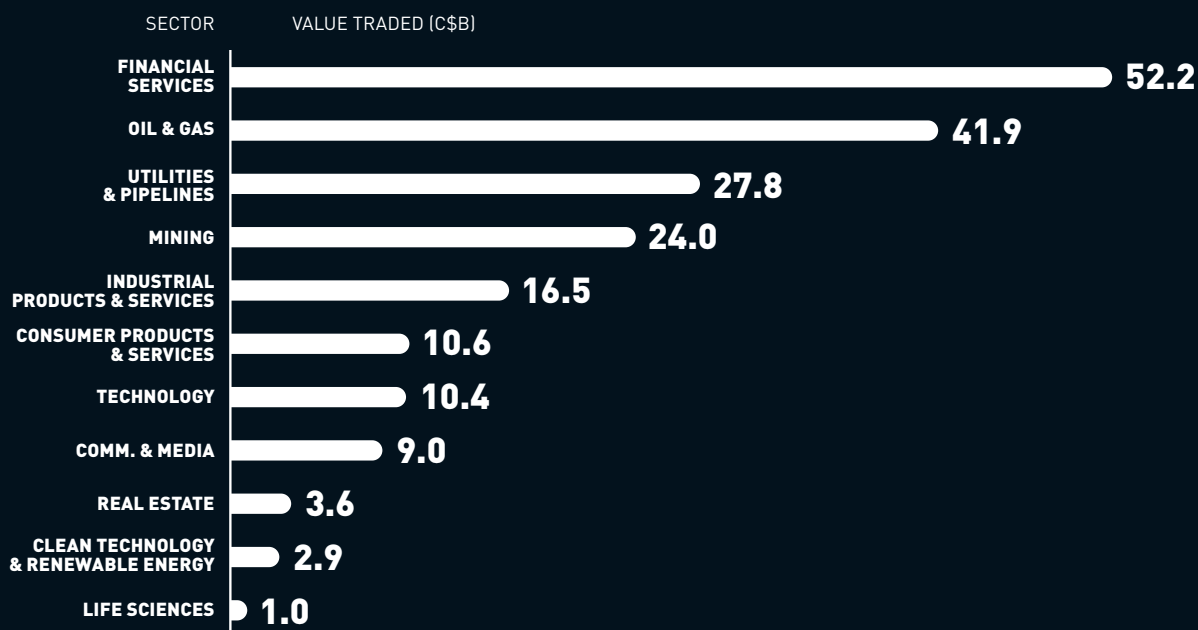
## Most Active in August 2022

	TICKER	VOLUME TRADED (millions of shares)
Aurcana Silver Corp.	TSXV:AUN	116.8
Vertical Explorations Inc.	TSXV:VERT	52.0
Azincourt Energy Corp.	TSXV:AAZ	29.0
Arctic Star Exploration Corp.	TSXV:ADD	28.0
Mineworx Technologies Ltd.	TSXV:MWX.RT	27.8
Radiant Technologies Inc.	TSXV:RTI	24.5
Prospera Energy Inc.	TSXV:PEI	23.4
Magnum Goldcorp Inc.	TSXV:MGI	22.5
Signature Resources Ltd.	TSXV:SGU	21.5
Kiaro Holdings Corp.	TSXV:KO	19.9

## Top TSX and TSXV Indices in August 2022

	Performance
S&P/TSX Venture Industrials Index	21.4%
S&P/TSX Venture Financials Index	10.0%
S&P/TSX Health Care Index	9.0%
S&P/TSX Consumer Discretionary Index	1.3%
S&P/TSX Utilities Index	0.8%
S&P/TSX Energy Index	0.4%
S&P/TSX Materials Index	-0.4%
S&P/TSX Venture Materials Index	-1.0%
S&P/TSX Venture Composite Index	-1.2%
S&P/TSX Industrials Index	-1.2%

## Value Traded by Sector in August 2022



## For more information contact:

**RICHARD GOODMAN**

Head of Capital Development

E richard.goodman@tmx.com

[tsx.com/mig](https://tsx.com/mig)

As at October 11, 2021, unless otherwise noted. Companies were subject to a minimum trading value to qualify for analysis. ©2021 TSX Inc. All rights reserved. The information in this document is provided for informational purposes only. This document, and certain of the information contained in this document, is TSX Inc.'s proprietary information. Do not disclose, copy, distribute, sell or modify this document or any of its contents without TSX Inc.'s prior written consent. Neither TMX Group Limited nor any of its affiliates represents, warrants or guarantees the completeness or accuracy of the information contained in this document and they are not responsible for any errors or omissions in or your use of, or reliance on, the information. The information in this document is provided with the express condition, to which by making use thereof you expressly consent, that no liability shall be incurred by TMX Group Limited and/or any of its affiliates as a result of any errors or omissions herein or any use or reliance upon the information. TMX Group Limited and its affiliates are not responsible for any errors or omissions in, or your use of, information accessed through links to any third party sites, and the views, comments, opinions and advice of any third party, in this document or on any third party site, reflect those of the individual authors only and are not necessarily endorsed by TMX Group Limited and its affiliates. TMX Group Limited and its affiliates have not prepared, reviewed or updated the content of any third party sites, and assume no responsibility for such information. The information provided is not an invitation to purchase securities listed on Toronto Stock Exchange or TSX Venture Exchange. TMX Group Limited and its affiliates do not endorse or recommend any of the referenced securities or issuers, and this document does not, nor should it be construed as, providing any trading, legal, accounting, tax, investment, business, financial or other advice, and you should not rely on it for such purposes. Professional advisors should be consulted. Listing on Toronto Stock Exchange or TSX Venture Exchange does not guarantee the future performance of a security or an issuer. The S&P/TSX 60 Index and the S&P/TSX Composite Index (the "S&P/TSX Indices") are products of S&P Dow Jones Indices LLC or its affiliates ("SPDJI") and TSX Inc. ("TSX"). Standard & Poor's® and S&P® are registered trademarks of Standard & Poor's Financial Services LLC ("S&P"); Dow Jones® is a registered trademark of Dow Jones Trademark Holdings LLC ("Dow Jones"); and TSX® is a registered trademark of TSX, SPDJI, Dow Jones, S&P, their respective affiliates and TSX do not sponsor, endorse, sell or promote any products based on the S&P/TSX Indices and none of such parties make any representation regarding the advisability of investing in such product(s) nor do they have any liability for any errors, omissions or interruptions of the S&P/TSX Indices or any data related thereto. TMX, the TMX design, Toronto Stock Exchange, TSX, TSXV, TSX Venture Exchange, The Future is Yours to See, and Voir le futur. Réaliser l'avenir, are the trademarks of TSX Inc. All other trademarks used herein are the property of their respective owners.