

Toronto Stock Exchange ETF Report

The first quarter of 2022 introduced 32 new ETFs and 3 conversions from closed-end funds across 14 different ETF issuers, for a total of 908 ETFs currently listed on the Toronto Stock Exchange. In addition to the new ETFs, the Toronto Stock Exchange welcomed Canada's newest ETF provider Mulvihill Capital Management and their listing of Mulvihill Canadian Bank Enhanced Yield ETF (TSX:CBNK).

The TSX ETF sector continues to grow with over \$331.4 billion in assets under management and over \$188.9 billion in value traded on TSX-listed ETFs, representing an increase in value traded of 26% over the first quarter of 2021. This growth in the ETF industry was helped by the introduction of the world's first bitcoin ETF that recently celebrated its 1-year anniversary, an asset class that now has approximately \$6 billion in AUM.

The year ahead looks promising for the Canadian ETF industry as we can anticipate ETF providers to continue to round out their product shelves.

LOOKING AHEAD INTO THE BALANCE OF 2022

Much like how COVID-19 first gripped the world and its markets back in early 2020, the current environment faces additional headwinds with the uncertainty around the war in Ukraine, and rising inflation and interest rates. The breadth and depth of ETFs available on the TSX shelf provide both investors and advisors the tools that they need to navigate through the uncertainty of the current environment.

One of the most effective ways for investors and advisors to review and research their ETF investments is to use the [TSX ETF Investor Centre](#). This free site contains ETF education tools, ETF Insights authored by the nearly 40 Canadian ETF providers listed on TSX, and an ETF screener with the ability to compare and contrast multiple ETFs.

NEW PROVIDER



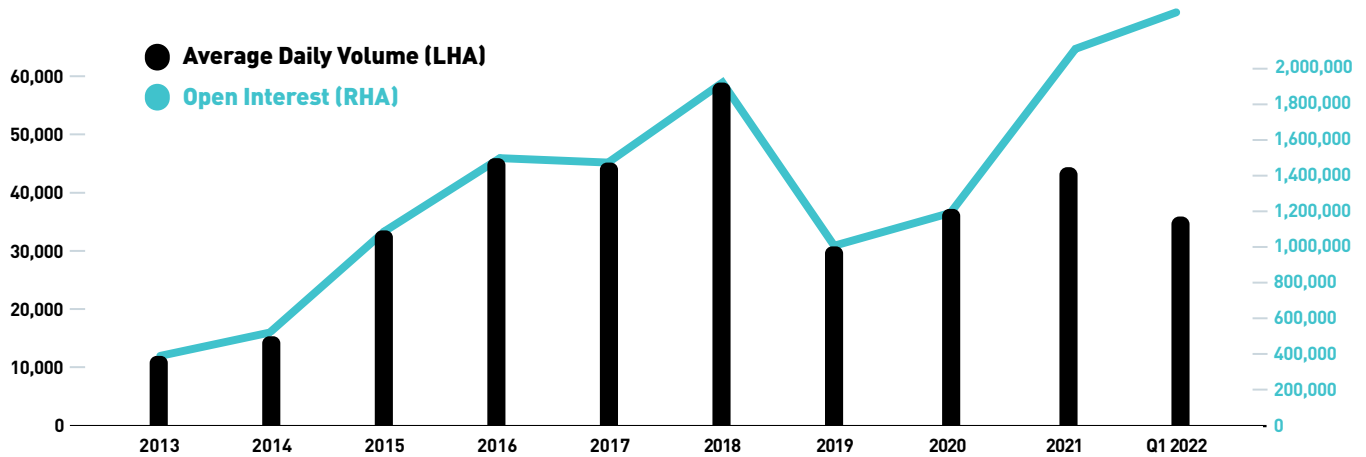
MULVIHILL ETFS

Mulvihill Capital Management Inc. ("Mulvihill") launched their first exchange-traded fund, the Mulvihill Canadian Bank Enhanced Yield ETF (TSX:CBNK) in February. The fund is the first ETF to combine option writing strategies and 25% leverage on a portfolio of the "Big Six" Canadian banks.

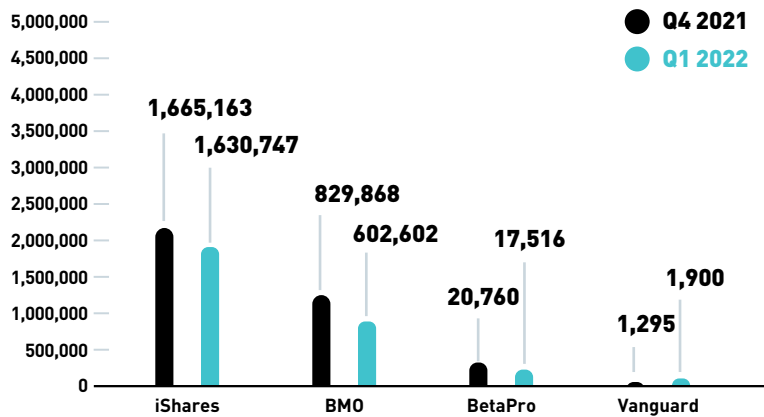
Mulvihill Capital Management Inc. is a Canadian investment manager specializing in enhanced yield equity strategies. The firm was founded in 1995, making it one of the oldest and most experienced managers of option-related strategies in Canada. The current team of six portfolio managers have a combined 140 years of experience. The firm services retail, high net worth, and institutional clients through mutual funds, ETFs, and separately managed accounts.

MX ETF Sector Overview

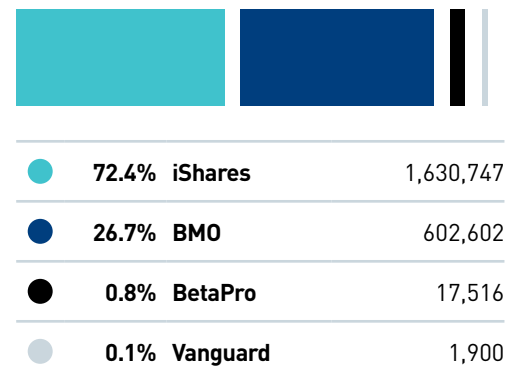
ETF Options Average Daily Volume and Open Interest



2022 Quarterly Volume Evolution per ETF Provider



ETF Options Volume by Provider (Q1 2022)



Top 10 Most Traded ETF Options (Volume)

	Symbol	Jan	Feb	Mar	Total
iShares S&P/TSX 60 Index ETF	XIU	470,180	502,831	403,319	1,376,330
BMO Equal Weight Banks Index ETF	ZEB	222,419	86,984	20,549	329,952
iShares S&P/TSX Capped Energy Index ETF	XEG	9,749	50,399	149,003	209,151
BMO S&P 500 Index ETF	ZSP	60,529	30,243	30,241	121,013
BMO S&P/TSX Capped Composite Index ETF	ZCN	56	60,046	30,778	90,880
Purpose Bitcoin ETF CAD ETF non-currency hedged units	BTCC	17,924	18,996	31,409	68,329
BMO MSCI EAFE Hedged To CAD Index ETF	ZDM	44	30	30,425	30,499
Purpose Ether ETF	ETHH	7,258	9,533	12,806	29,597
CI Galaxy Ethereum ETF	ETHX	9,099	6,718	6,965	22,782
BMO Equal Weight Utilities Index ETF	ZUT	481	5,346	15,148	20,975

Equity Trading Data

	TMX	NASDAQ	NEO	MATCHNOW	CSE	ICX	LQ	LYNX	OMEGA
2021 Q1	50.75%	24.85%	11.71%	5.94%	2.50%	0.00%	0.00%	0.02%	4.22%
2021 Q2	48.36%	26.89%	11.52%	5.86%	2.63%	0.00%	0.00%	0.06%	4.67%
2021 Q3	49.15%	25.94%	11.07%	6.25%	2.17%	0.00%	0.00%	0.07%	5.34%
2021 Q4	49.72%	24.86%	10.51%	6.06%	2.95%	0.00%	0.00%	0.09%	5.80%
2022 Q1	53.49%	23.56%	10.26%	4.93%	2.34%	0.00%	0.00%	0.07%	5.34%

*continous trading - excluding Intentional Crosses, Odd lots and Auctions

Top Traded Symbols

Symbol	2022 Q1 - Volume
XIU	282,276,165
XEG	207,190,883
HOD	179,111,015
HND	125,026,143
HNU	103,566,470
HQD	91,837,115
BTCC.B	85,127,489
HXT	72,930,317
HUV	68,412,037
ZEB	65,368,923

Symbol	2022 Q1 - Value
XIU	\$9,166,019,686
HXT	\$3,689,005,837
XEG	\$2,758,042,429
ZEB	\$2,678,630,306
VFV	\$1,953,240,444
XSP	\$1,919,385,932
XIC	\$1,783,537,506
HND	\$1,600,766,894
XQQ	\$1,488,332,772
XFN	\$1,475,453,394

Note: Including Auctions, Odd Lots, Intentional Crosses - Alpha and TSX

Top Traded Fund Families

Fund Family	2022 Q1 - Volume
Horizons ETFs	1,199,469,961
RBC iShares	943,997,438
BMO ETF	363,148,173
Purpose Investments	213,492,682
CI Global Asset Management	185,907,270
Vanguard Canada	157,959,344
Harvest ETFs	43,768,087
Evolve ETFs	29,640,811
TD ETFs	22,692,231
Hamilton ETFs	22,448,673

Fund Family	2022 Q1 - Value
RBC iShares	\$26,867,033,781
Horizons ETFs	\$17,241,773,452
BMO ETF	\$11,084,688,408
Vanguard Canada	\$7,677,439,947
CI Global Asset Management	\$2,322,158,561
Purpose Investments	\$2,034,683,317
Mackenzie Investments	\$583,710,860
Evolve ETFs	\$502,704,363
TD ETFs	\$494,995,848
Hamilton ETFs	\$480,563,479

Note: Including Auctions, Odd Lots, Intentional Crosses - Alpha and TSX - 2021 Q4

New ETF Listings

Q1 2022

NAME	Fund Family	Listing Date	Symbol
BMO All-Equity ETF	BMO	January 27, 2022	ZEQT
BMO Brookfield Global Real Estate Tech Fund	BMO	March 04, 2022	TOWR
BMO Brookfield Global Renewables Infrastructure Fund	BMO	March 04, 2022	GRNI
BMO Canadian Bank Income Index ETF	BMO	February 10, 2022	ZBI
BMO Corporate Discount Bond ETF	BMO	January 27, 2022	ZCDB
BMO Japan Index ETF	BMO	January 27, 2022	ZJPN ZJPN.F
BMO MSCI ACWI Paris Aligned Climate Equity Index ETF	BMO	January 27, 2022	ZGRN
BMO Short-Term Discount Bond ETF	BMO	January 27, 2022	ZSDB
CI Bio-Revolution ETF	CI GAM	March 01, 2022	CDNA
CI Digital Security ETF	CI GAM	March 01, 2022	CBUG
CI Galaxy Multi-Crypto ETF	CI GAM	February 01, 2022	CMCX.B CMCX.U
Desjardins SocieTerra American Equity ETF	Desjardins	January 28, 2022	DSAE
Evolve Canadian Banks and Lifecos Enhanced Yield Index Fund	Evolve ETFs	February 02, 2022	BANK
Evolve Enhanced FANGMA Index ETF	Evolve ETFs	March 01, 2022	TECE TECE.B TECE.U
Evolve European Banks Enhanced Yield ETF	Evolve ETFs	January 11, 2022	EBNK EBNK.B EBNK.U
Franklin Western Asset Core Plus Bond Active ETF	Franklin Templeton	January 24, 2022	FWCP
Hamilton Enhanced Canadian Financials ETF	Hamilton Capital	January 27, 2022	HFIN
Hamilton Enhanced U.S. Covered Call ETF	Hamilton Capital	February 08, 2022	HYLD HYLD.U

NAME	Fund Family	Listing Date	Symbol
Harvest Diversified Monthly Income ETF	Harvest Portfolios	February 16, 2022	HDIF
Horizons Carbon Credits ETF	Horizons ETF	February 10, 2022	CARB
Invesco ESG Global Bond ETFs	Invesco	January 20, 2022	IWBE
Invesco S&P 500 ESG Tilt Index ETF	Invesco	January 20, 2022	ISTE ISTE.F
Invesco S&P International Developed ESG Index ETF	Invesco	January 20, 2022	IICE IICE.F
Invesco S&P International Developed ESG Tilt Index ETF	Invesco	January 20, 2022	IITE IITE.F
Invesco S&P US Total Market ESG Index ETF	Invesco	January 20, 2022	IUCE IUCE.F
Invesco S&P US Total Market ESG Tilt Index ETF	Invesco	January 20, 2022	IUTE IUTE.F
Invesco S&P/TSX 60 ESG Tilt Index ETF	Invesco	January 20, 2022	IXTE
Invesco S&P/TSX Composite ESG Tilt Index ETF	Invesco	January 20, 2022	ICTE
Mackenzie Emerging Markets Equity Index ETF	Mackenzie	February 08, 2022	QEE
Middlefield Innovation Dividend ETF*	Middlefield	March 15, 2022	MINN
Middlefield Sustainable Global Dividend ETF*	Middlefield	March 15, 2022	MDIV
Middlefield Sustainable Infrastructure Dividend ETF*	Middlefield	March 15, 2022	MINF
Mulvihill Canadian Bank Enhanced Yield ETF	Mulvihill Capital Management	February 28, 2022	CBNK
NBI Sustainable Canadian Short Term Bond ETF	National Bank	February 10, 2022	NSSB
Purpose Healthcare Innovation Yield ETF	Purpose Investments	January 18, 2022	HEAL

*Converted from closed-end funds (CEFs) to ETFs.

For more information:

GRAHAM MACKENZIE

Head, Exchange Traded Products,
Toronto Stock Exchange

T +1 416 947-4534

E graham.mackenzie@tmx.com

 @tsx_tsxv

KEITH WU

Head, ETF Customer Success
Toronto Stock Exchange

T + 1 416 389-1910

E keith.wu@tmx.com

 @tsx_tsxv

tmx.com/etf

©2022 TSX Inc. All rights reserved. The information in this document is provided for informational purposes only. Neither TMX Group Limited nor any of its affiliates represents, warrants or guarantees the completeness or accuracy of the information contained in this document and they are not responsible for any errors or omissions in or your use of, or reliance on, the information. The information in this document is provided with the express condition, to which by making use thereof you expressly consent, that no liability shall be incurred by TMX Group Limited and/or any of its affiliates as a result of any errors or omissions herein or any use or reliance upon the information. The information provided in this document is not an invitation to purchase securities listed on Toronto Stock Exchange. TMX Group Limited and its affiliates do not endorse or recommend any of the referenced securities or issuers, and this document does not, nor should it be construed as, providing any trading, legal, accounting, tax, investment, business, financial or other advice, and you should not rely on it for such purposes. Professional advisors should be consulted. Listing on Toronto Stock Exchange does not guarantee the future performance of a security or an issuer. "S&P" is a trademark owned by Standard & Poor's Financial Services LLC, and "TSX" is a trademark owned by TSX Inc. The Future is Yours to See., TMX, the TMX design, TMX Group, Toronto Stock Exchange, TSX and Voir le futur. Réaliser l'avenir. are trademarks of TSX Inc. All other trademarks herein are the property of their respective owners.