

Toronto Stock Exchange ETF Report

With 2021 behind us, it's time to reflect on the year it was for the Canadian ETF industry. Outstanding might be an understatement. ETF AUM in 2021 surpassed \$347B which is up \$97B from the previous year. Net new flows in ETFs were a record \$56B.

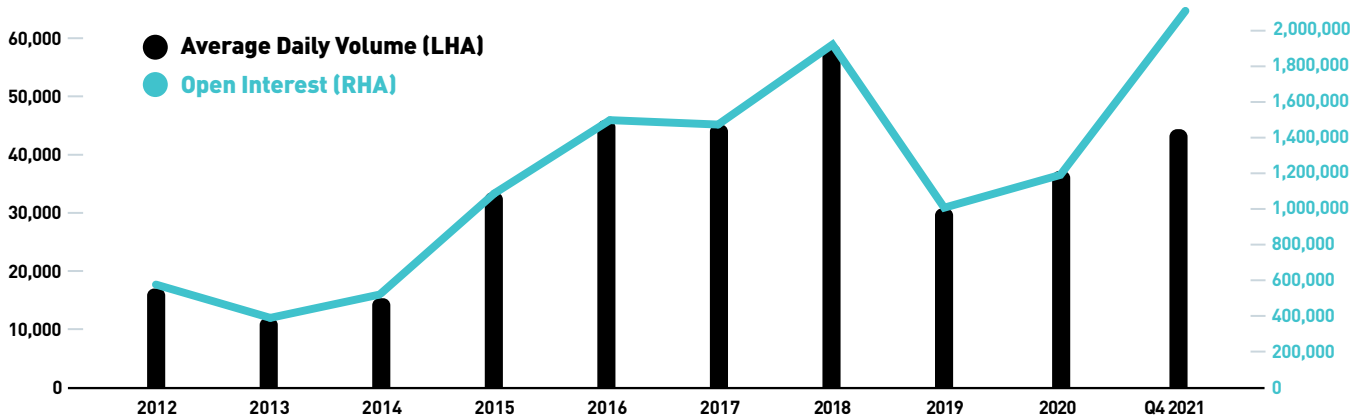
In the fourth quarter of 2021, the Toronto Stock Exchange listed 21 new ETFs bringing the 2021 total to 115 new ETFs in the year. The TSX now has over 800 ETFs listed with more than 1,100 different tickers.

Trading volumes in 2021 were strong with TSX-listed ETFs trading north of \$519B worth in year.

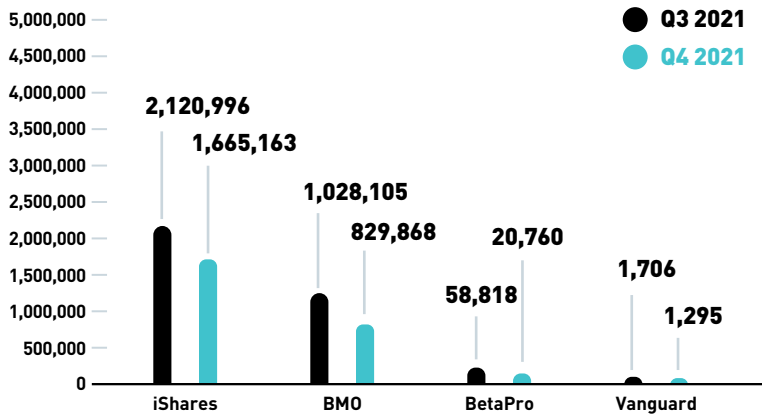
The year ahead looks promising for the Canadian ETF industry as we can anticipate ETF providers to continue to round out their product shelves.

MX ETF Sector Overview

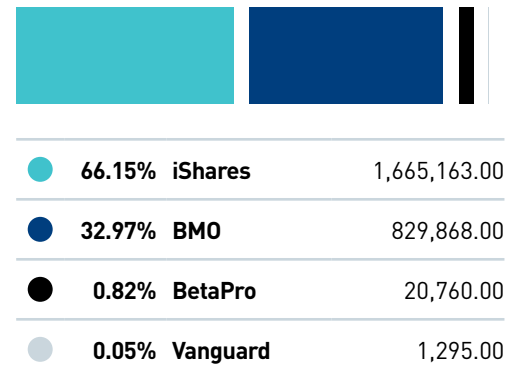
ETF Options Average Daily Volume and Open Interest



2021 Quarterly Volume Evolution per ETF Provider



ETF Options Volume by Provider (Q4 2021)



Top 10 Most Traded ETF Options (Volume)

	Symbol	Oct	Nov	Dec	Total
iShares S&P/TSX 60 Index ETF	XIU	238,124	322,146	603,168	1,163,438
BMO Equal Weight Banks Index ETF	ZEB	168,888	82,043	52,059	302,990
iShares S&P/TSX Capped REIT Index Fund	XRE	110,405	129,678	25,220	265,303
BMO S&P 500 Index ETF	ZSP	209,721	11,938	22,211	243,870
iShares S&P/TSX Capped Energy Index ETF	XEG	115,246	52,076	52,030	219,352
BMO S&P/TSX Capped Composite Index ETF	ZCN	30,306	90,250	90,223	210,779
BMO MSCI EAFE Hedged To CAD Index ETF	ZDM	24,168	27,903	24,105	76,176
Purpose Bitcoin ETF CAD ETF non-currency hedged units	BTCC	15	305	24,893	25,213
iShares S&P/TSX Global Gold Index ETF	XGD	18,822	1,174	1,049	21,045
Horizons Marijuana Life Sciences Index ETF	HMMJ	5,103	5,174	5,105	15,382

Equity Trading Data

	TMX	NASDAQ	NEO	MATCHNOW	CSE	ICX	LQ	LYNX	OMEGA
2021 Q1	50.75%	24.85%	11.71%	5.94%	2.50%	0.00%	0.00%	0.02%	4.22%
2021 Q2	48.36%	26.89%	11.52%	5.86%	2.63%	0.00%	0.00%	0.06%	4.67%
2021 Q3	49.15%	25.94%	11.07%	6.25%	2.17%	0.00%	0.00%	0.07%	5.34%
2021 Q4	49.72%	24.86%	10.51%	6.06%	2.95%	0.00%	0.00%	0.09%	5.80%

*Continuous trading - excluding Intentional Crosses, Odd Lots and Auctions

Top Traded Symbols

Symbol	2021 Q4 - Volume
HND	280,027,327
XIU	193,868,458
XEG	156,863,949
HNU	118,219,436
BTCC.B	102,700,435
ETHX.B	75,512,396
ZEB	44,343,328
HOD	43,985,678
HUV	42,673,166
HOU	42,656,615

Symbol	2021 Q4 - Value
XIU	\$6,215,335,101
HXT	\$1,737,098,144
ZEB	\$1,689,518,017
HNU	\$1,661,403,711
XEG	\$1,621,991,091
HND	\$1,451,197,497
ETHX.B	\$1,449,739,140
ZSP	\$1,291,553,793
VFV	\$1,152,591,017
XSP	\$1,151,186,958

Note: Including Auctions, Odd Lots, Intentional Crosses - Alpha and TSX

Top Traded Fund Families

Fund Family	SUM of Vol
Horizons ETFs	912,819,712
RBC iShares	650,335,261
BMO ETF	241,790,923
Purpose Investments	224,959,779
CI Global Asset Management	181,713,028
Vanguard Canada	103,374,413
Evolve ETFs	32,588,286
Harvest ETFs	29,383,343
Mackenzie Investments	12,423,623
TD ETFs	12,181,059
3iQ	8,952,877

Fund Family	SUM of Value
RBC iShares	\$16,959,114,343
Horizons ETFs	\$11,029,350,599
BMO ETF	\$7,475,343,563
Vanguard Canada	\$4,967,831,559
CI Global Asset Management	\$2,938,168,225
Purpose Investments	\$2,817,633,098
Evolve ETFs	\$718,631,387
Mackenzie Investments	\$370,726,785
Harvest ETFs	\$327,398,520
Invesco Canada	\$287,799,328
TD ETFs	\$275,002,970

Note: Including Auctions, Odd Lots, Intentional Crosses - Alpha and TSX - 2021 Q4

New ETF Listings

Q4 2021

NAME	Fund Family	Listing Date	Symbol
BMO Money Market Fund ETF	BMO	December 01, 2021	ZMMK
Fidelity Advantage Bitcoin ETF	Fidelity	December 01, 2021	FBTC
Horizons GX Cybersecurity Index ETF	Horizons ETF	December 01, 2021	HBUG
Horizons GX Telemedicine and Digital Health Index ETF	Horizons ETF	December 01, 2021	HDOC
Purpose Bitcoin Yield ETF	Purpose Investments	November 30, 2021	BTCY
Purpose Crypto Opportunities ETF	Purpose Investments	November 30, 2021	CRYP
Purpose Ether Yield ETF	Purpose Investments	November 30, 2021	ETHY
TD Global Technology Innovators Index ETF	TD	November 30, 2021	TECI
TD Morningstar ESG Canada Corporate Bond Index ETF	TD	November 30, 2021	TMCC
TD Morningstar ESG U.S. Corporate Bond Index ETF	TD	November 30, 2021	TMUC
Evolve Metaverse ETF	Evolve ETFs	November 29, 2021	MESH
Horizons Global Metaverse Index ETF	Horizons ETF	November 29, 2021	MTAV
Invesco ESG NASDAQ 100 Index ETF	Invesco	November 15, 2021	QQCE
Invesco ESG NASDAQ Next Gen 100 Index ETF	Invesco	November 15, 2021	QQJE
Manulife Smart Defensive Equity ETF	Manulife	November 10, 2021	CDEF
Manulife Smart U.S. Defensive Equity ETF	Manulife	November 10, 2021	UDEF
Harvest Digital Sports & Entertainment Index ETF	Harvest Portfolios	November 05, 2021	HSPN
Horizons High Interest Savings ETF	Horizons ETF	November 02, 2021	CASH
Horizons Global Vaccines and Infectious Diseases Index ETF	Horizons ETF	November 27, 2021	HVAX
Horizons North American Infrastructure Development Index ETF	Horizons ETF	November 27, 2021	BLDR
Horizons Emerging Markets Leaders ETF	Horizons ETF	November 20, 2021	HEMC

For more information:

GRAHAM MACKENZIE

Head, Exchange Traded Products,
Toronto Stock Exchange

T +1 416 947-4534

E graham.mackenzie@tmx.com

 [@tsx_tsxv](https://twitter.com/@tsx_tsxv)

KEITH WU

Head, ETF Customer Success
Toronto Stock Exchange

T + 1 416 389-1910

E keith.wu@tmx.com

 [@tsx_tsxv](https://twitter.com/@tsx_tsxv)

tmx.com/etf

©2022 TSX Inc. All rights reserved. The information in this document is provided for informational purposes only. Neither TMX Group Limited nor any of its affiliates represents, warrants or guarantees the completeness or accuracy of the information contained in this document and they are not responsible for any errors or omissions in or your use of, or reliance on, the information. The information in this document is provided with the express condition, to which by making use thereof you expressly consent, that no liability shall be incurred by TMX Group Limited and/or any of its affiliates as a result of any errors or omissions herein or any use or reliance upon the information. The information provided in this document is not an invitation to purchase securities listed on Toronto Stock Exchange. TMX Group Limited and its affiliates do not endorse or recommend any of the referenced securities or issuers, and this document does not, nor should it be construed as, providing any trading, legal, accounting, tax, investment, business, financial or other advice, and you should not rely on it for such purposes. Professional advisors should be consulted. Listing on Toronto Stock Exchange does not guarantee the future performance of a security or an issuer. "S&P" is a trademark owned by Standard & Poor's Financial Services LLC, and "TSX" is a trademark owned by TSX Inc. The Future is Yours to See., TMX, the TMX design, TMX Group, Toronto Stock Exchange, TSX and Voir le futur. Réaliser l'avenir. are trademarks of TSX Inc. All other trademarks herein are the property of their respective owners.