

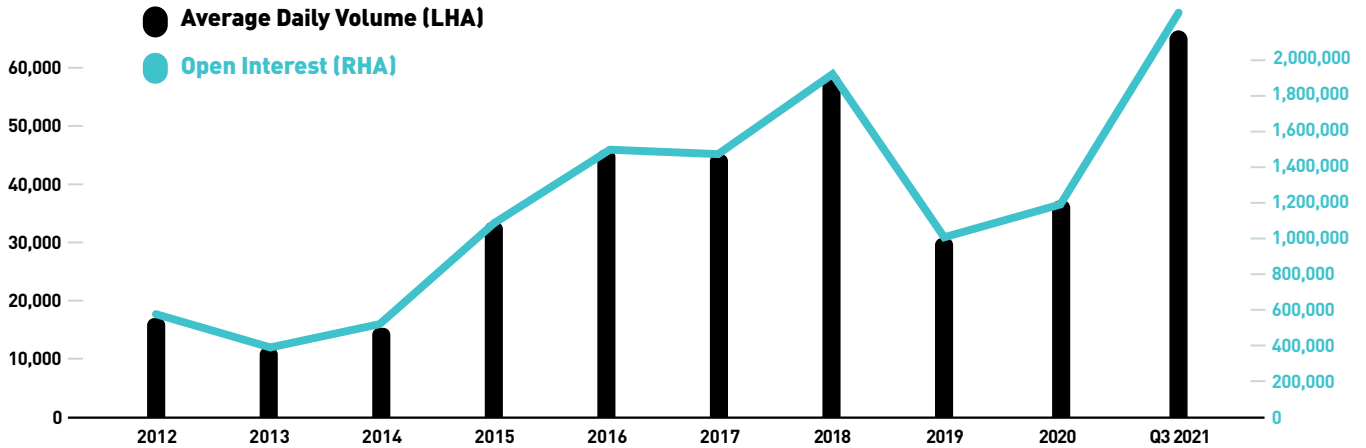
# Toronto Stock Exchange ETF Report

## Top 10 Most Traded ETF Options (Volume)

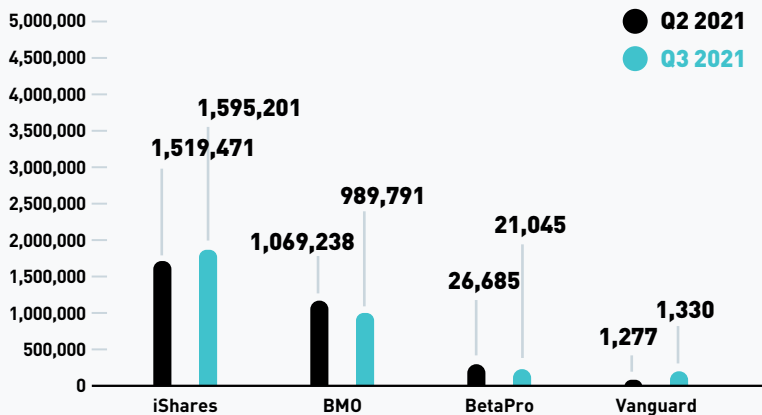
	Symbol	Jul	Aug	Sep	Total
iShares S&P/TSX 60 Index ETF	<b>XIU</b>	529,014	196,922	284,040	<b>1,009,976</b>
BMO Equal Weight Banks Index ETF	<b>ZEB</b>	105,946	273,253	131,160	<b>510,359</b>
iShares S&P/TSX Capped REIT Index Fund	<b>XRE</b>	20,206	59,497	325,394	<b>405,097</b>
BMO S&P 500 Index ETF	<b>ZSP</b>	100,242	107,783	90,693	<b>298,718</b>
iShares S&P/TSX Capped Energy Index ETF	<b>XEG</b>	95,249	32,009	4,850	<b>132,108</b>
BMO S&P/TSX Capped Composite Index ETF	<b>ZCN</b>	118	92,254	42	<b>92,414</b>
BMO MSCI EAFE Hedged To CAD Index ETF	<b>ZDM</b>	0	25,000	34,730	<b>59,730</b>
Purpose Bitcoin ETF CAD ETF non-currency hedged units	<b>BTCC</b>	8,460	15,443	12,380	<b>36,283</b>
iShares S&P/TSX Global Gold Index ETF	<b>XGD</b>	2,916	1,418	10,264	<b>14,598</b>
Horizons Marijuana Life Sciences Index ETF	<b>HMMJ</b>	3,158	3,160	2,572	<b>8,890</b>

# MX ETF Sector Overview

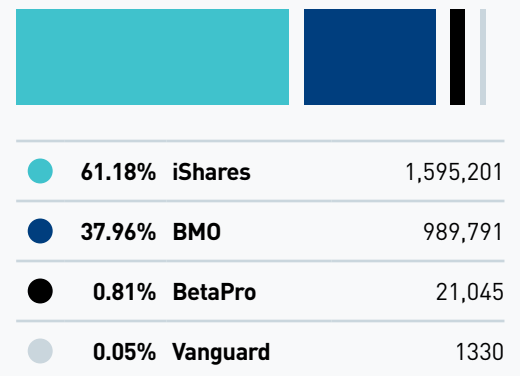
## ETF Options Average Daily Volume and Open Interest



## 2021 Quarterly Volume Evolution per ETF Provider



## ETF Options Volume by Provider (Q2 2021)



# New ETF Listings

## Q3 2021

<b>NAME</b>	<b>Fund Family</b>	<b>Listing Date</b>	<b>Symbol</b>
iShares 0-5 Year TIPS Bond Index ETF	BlackRock/iShares	July 09, 2021	<b>XSTP</b>
iShares 0-5 Year TIPS Bond Index ETF (CAD-Hedged)	BlackRock/iShares	July 09, 2021	<b>XSTH</b>
iShares 1-5 Year U.S. IG Corporate Bond Index ETF	BlackRock/iShares	July 09, 2021	<b>XSHU</b>
iShares 1-5 Year U.S. IG Corporate Bond Index ETF (CAD-Hedged)	BlackRock/iShares	July 09, 2021	<b>XIGS</b>
iShares U.S. IG Corporate Bond Index ETF	BlackRock/iShares	July 09, 2021	<b>XCBU</b>
CI Alternative North American Opportunities Fund	CI GAM	July 12, 2021	<b>CNAO</b>
CI Global Climate Leaders Fund	CI GAM	July 12, 2021	<b>CLML</b>
Picton Mahoney Fortified Special Situations Alternative Fund	Picton Mahoney	July 16, 2021	<b>PFSS</b>
Hamilton Enhanced Multi-Sector Covered Call ETF	Hamilton Capital	July 20, 2021	<b>HDIV</b>
Franklin Martin Currie Sustainable Emerging Markets Active ETF	Franklin Templeton	July 23, 2021	<b>FSEM</b>
Franklin Martin Currie Sustainable Global Equity Active ETF	Franklin Templeton	July 23, 2021	<b>FGSG</b>
iShares ESG Advanced 1-5 Year Canadian Corporate Bond Index ETF	BlackRock/iShares	August 11, 2021	<b>XSHG</b>
iShares ESG Advanced Canadian Corporate Bond Index ETF	BlackRock/iShares	August 11, 2021	<b>XCBG</b>
iShares U.S. Aggregate Bond Index ETF	BlackRock/iShares	August 11, 2021	<b>XAGG</b>
iShares U.S. Aggregate Bond Index ETF (CAD-Hedged)	BlackRock/iShares	August 11, 2021	<b>XAGH</b>
CI Alternative Diversified Opportunities Fund	CI GAM	August 16, 2021	<b>CMDO</b>
CI Global Alpha Innovation ETF	CI GAM	August 16, 2021	<b>CINV</b>
IA Clarington Loomis Global Multisector Bond Fund	IA Clarington	August 24, 2021	<b>ILGB</b>
Accelerate Carbon-Negative Bitcoin ETF	Accelerate	August 30, 2021	<b>ABTC</b>

NAME	Fund Family	Listing Date	Symbol
CI Emerging Markets Alpha ETF	CI GAM	August 30, 2021	<b>CIEM</b>
BetaPro Equal Weight Canadian REIT -2x Daily Bear ETF	BlackRock/iShares	September 1, 2021	<b>HRED</b>
BetaPro Equal Weight Canadian REIT 2x Daily Bull ETF	BlackRock/iShares	September 1, 2021	<b>HREU</b>
CIBC Emerging Markets Equity Index ETF	CIBC	September 15, 2021	<b>CEMI</b>
CIBC Global Bond ex-Canada Index ETF (CAD-Hedged)	CIBC	September 15, 2021	<b>CGBI</b>
Horizons Active ESG Corporate Bond ETF	Horizons ETF	September 20, 2021	<b>HAEB</b>
Evolve Cryptocurrencies ETF	Evolve ETFs	September 28, 2021	<b>ETC</b>
Purpose Credit Opportunities Fund	Purpose Investments	September 28, 2021	<b>CROP</b>

## For more information:

### GRAHAM MACKENZIE

Head, Exchange Traded Products,  
Toronto Stock Exchange

**T** +1 416 947-4534

**E** graham.mackenzie@tmx.com

**🐦** @tsx\_tsxv

### KEITH WU

Head, ETF Customer Success  
Toronto Stock Exchange and TSX Venture Exchange

**T** + 1 416 389-1910

**E** keith.wu@tmx.com

**🐦** @tsx\_tsxv

**tmx.com/etf**

©2021 TSX Inc. All rights reserved. The information in this document is provided for informational purposes only. Neither TMX Group Limited nor any of its affiliates represents, warrants or guarantees the completeness or accuracy of the information contained in this document and they are not responsible for any errors or omissions in or your use of, or reliance on, the information. The information in this document is provided with the express condition, to which by making use thereof you expressly consent, that no liability shall be incurred by TMX Group Limited and/or any of its affiliates as a result of any errors or omissions herein or any use or reliance upon the information. The information provided in this document is not an invitation to purchase securities listed on Toronto Stock Exchange. TMX Group Limited and its affiliates do not endorse or recommend any of the referenced securities or issuers, and this document does not, nor should it be construed as, providing any trading, legal, accounting, tax, investment, business, financial or other advice, and you should not rely on it for such purposes. Professional advisors should be consulted. Listing on Toronto Stock Exchange does not guarantee the future performance of a security or an issuer. "S&P" is a trademark owned by Standard & Poor's Financial Services LLC, and "TSX" is a trademark owned by TSX Inc. The Future is Yours to See., TMX, the TMX design, TMX Group, Toronto Stock Exchange, TSX and Voir le futur. Réaliser l'avenir. are trademarks of TSX Inc. All other trademarks herein are the property of their respective owners.